



US00D701083S

(12) **United States Design Patent**
Rogers

(10) **Patent No.:** **US D701,083 S**
(45) **Date of Patent:** **** Mar. 18, 2014**

- (54) **GRIDDLE FOR BARBEQUE**
- (71) Applicant: **Kenneth Colin Rogers**, Harrington Park (AU)
- (72) Inventor: **Kenneth Colin Rogers**, Harrington Park (AU)
- (**) Term: **14 Years**
- (21) Appl. No.: **29/457,804**
- (22) Filed: **Jun. 13, 2013**
- (30) **Foreign Application Priority Data**

Feb. 15, 2013 (AU) 10735/2013

- (51) **LOC (10) Cl.** **07-02**
- (52) **U.S. Cl.**
USPC **D7/409**

- (58) **Field of Classification Search**
USPC D3/304; D7/323, 329–337, 339, D7/346–347, 350.1–350.4, 352–367, D7/387–388, 391, 392.1, 393, 395, 396.1, D7/402, 407–410, 500, 505, 538–545, D7/552.1, 552.2, 553.2, 554.2–554.3, 555, D7/566, 584–587, 602, 672–674, 698, 701, D7/705, 708; D9/424–425; D23/293.1; 99/324–325, 331–332, 337–349, 358, 99/369–376, 380, 389, 400–418, 421 H, 99/422–426, 444–446, 483; 126/9 B, 25 R, 126/29, 30, 37 R, 261, 275 R, 376.1, 378.1; 206/501–505, 507–508, 518; 219/386, 219/400, 405, 429–442, 450.1, 452.13, 219/460.1, 620–624, 725, 730–735; 220/4.21–4.24, 23.8, 315, 220/573.1–573.5, 626, 629, 675, 743, 756, 220/769, 912; 294/172; 426/132, 438, 441, 426/549

See application file for complete search history.

(56) **References Cited**

U.S. PATENT DOCUMENTS

1,655,735	A	*	1/1928	Meinecke	294/172
D178,985	S	*	10/1956	Block	D7/545
D206,773	S	*	1/1967	Reny	D9/424
D240,355	S	*	6/1976	Chadbourne	D9/425
D246,751	S	*	12/1977	Yonkers	D7/409
D382,445	S	*	8/1997	Indekeu	D7/554.2
D393,980	S	*	5/1998	Kellermann	D7/409
D396,752	S	*	8/1998	Hines	D3/304
D528,858	S	*	9/2006	Swope	D7/396.1
D547,597	S	*	7/2007	Levy et al.	D7/354
D550,043	S	*	9/2007	Brattoli	D7/554.3
D559,031	S	*	1/2008	Piccirilli	D7/354
D608,633	S	*	1/2010	Elmerhaus	D23/293.1

FOREIGN PATENT DOCUMENTS

AU	330688	5/2010
AU	330690	5/2010
AU	330691	5/2010

* cited by examiner

Primary Examiner — Ricky Pham

(74) *Attorney, Agent, or Firm* — Cheryl R. Figlin, Esq.; Feigin & Associates, LLC

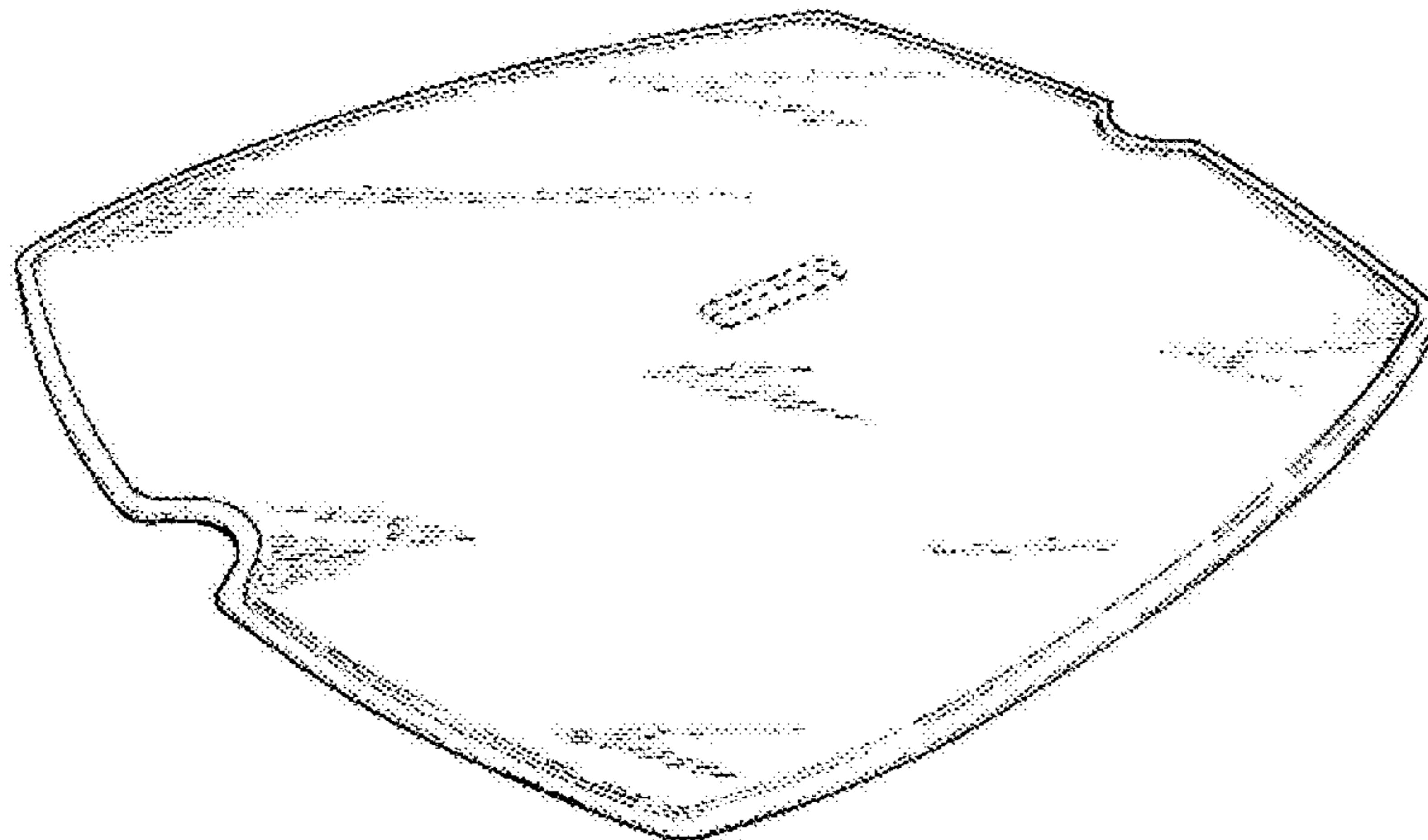
(57) **CLAIM**

The ornamental design for a griddle for barbeque, as shown and described.

DESCRIPTION

FIG. 1 shows a top perspective view of the griddle for barbeque.
 FIG. 2 shows a bottom perspective view thereof.
 FIG. 3 shows top view thereof.
 FIG. 4 shows a bottom view thereof.
 FIG. 5 shows a front view of the griddle for barbeque, the opposite side being a mirror image thereof; and,
 FIG. 6 shows a left side view of the griddle for barbeque, the opposite side being a mirror image thereof.
 The broken lines shown in the drawings are for illustrative purposes only and form no part of the claimed design.

1 Claim, 5 Drawing Sheets



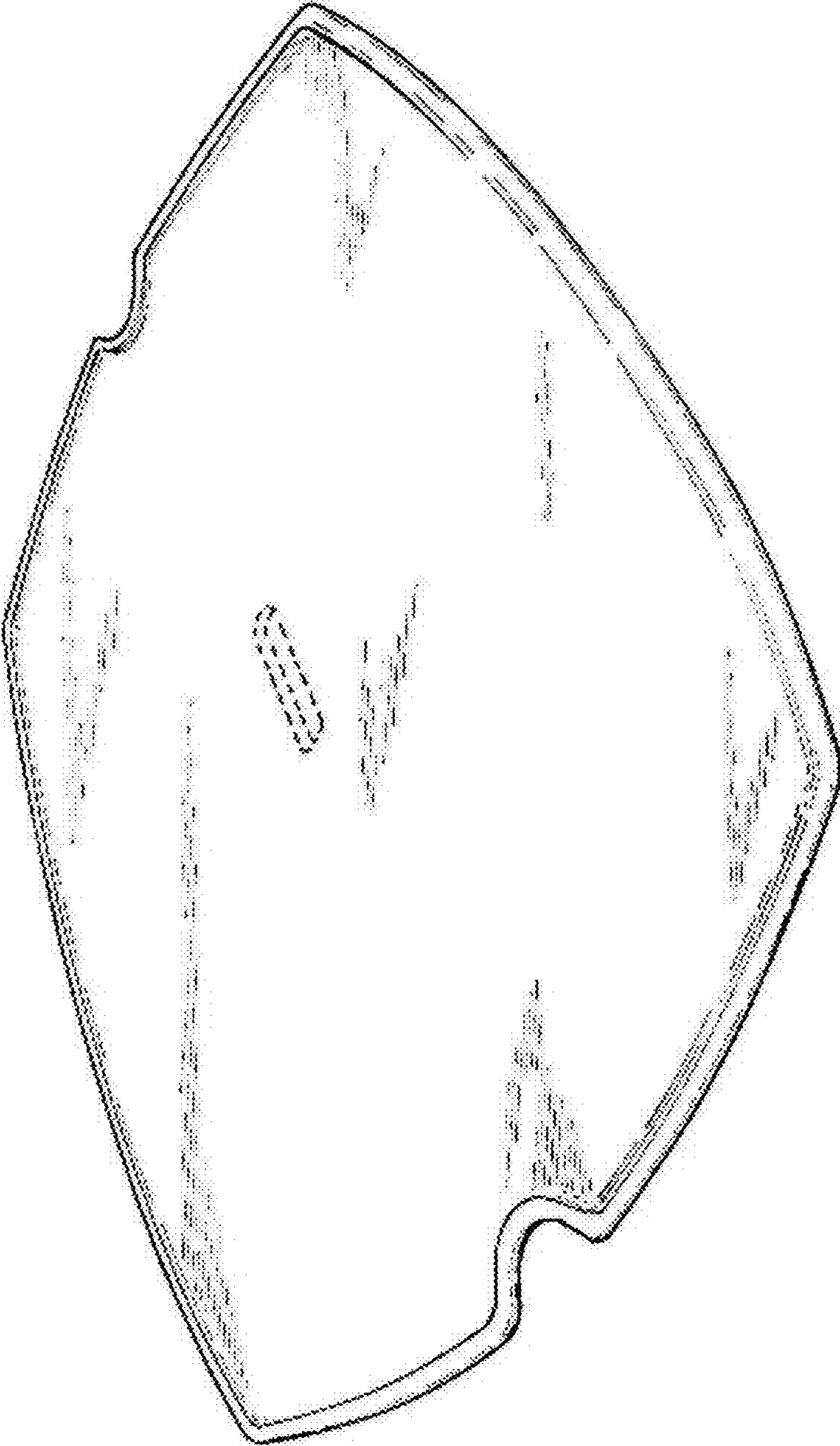


FIG. 1

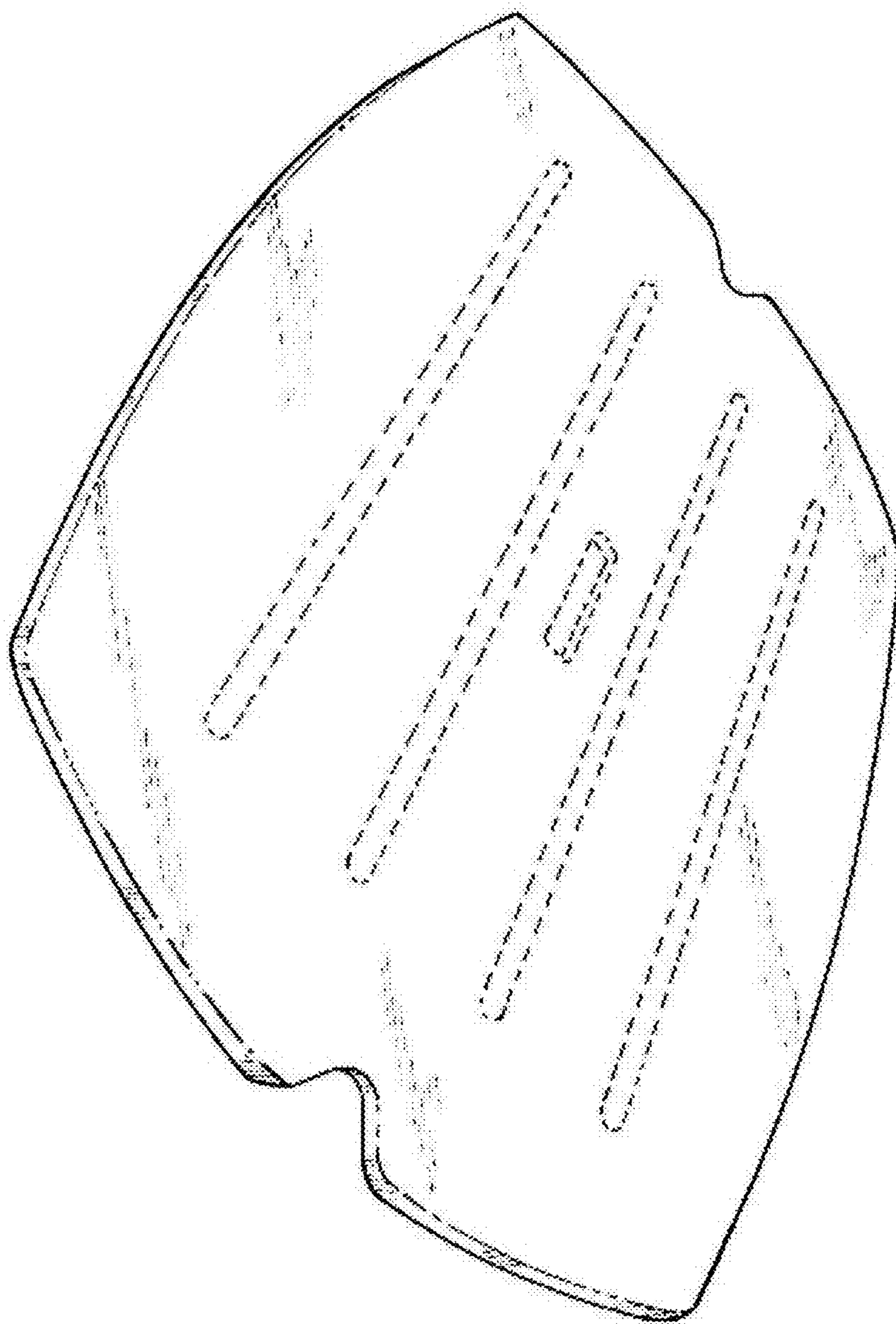


FIG. 2




FIG. 3

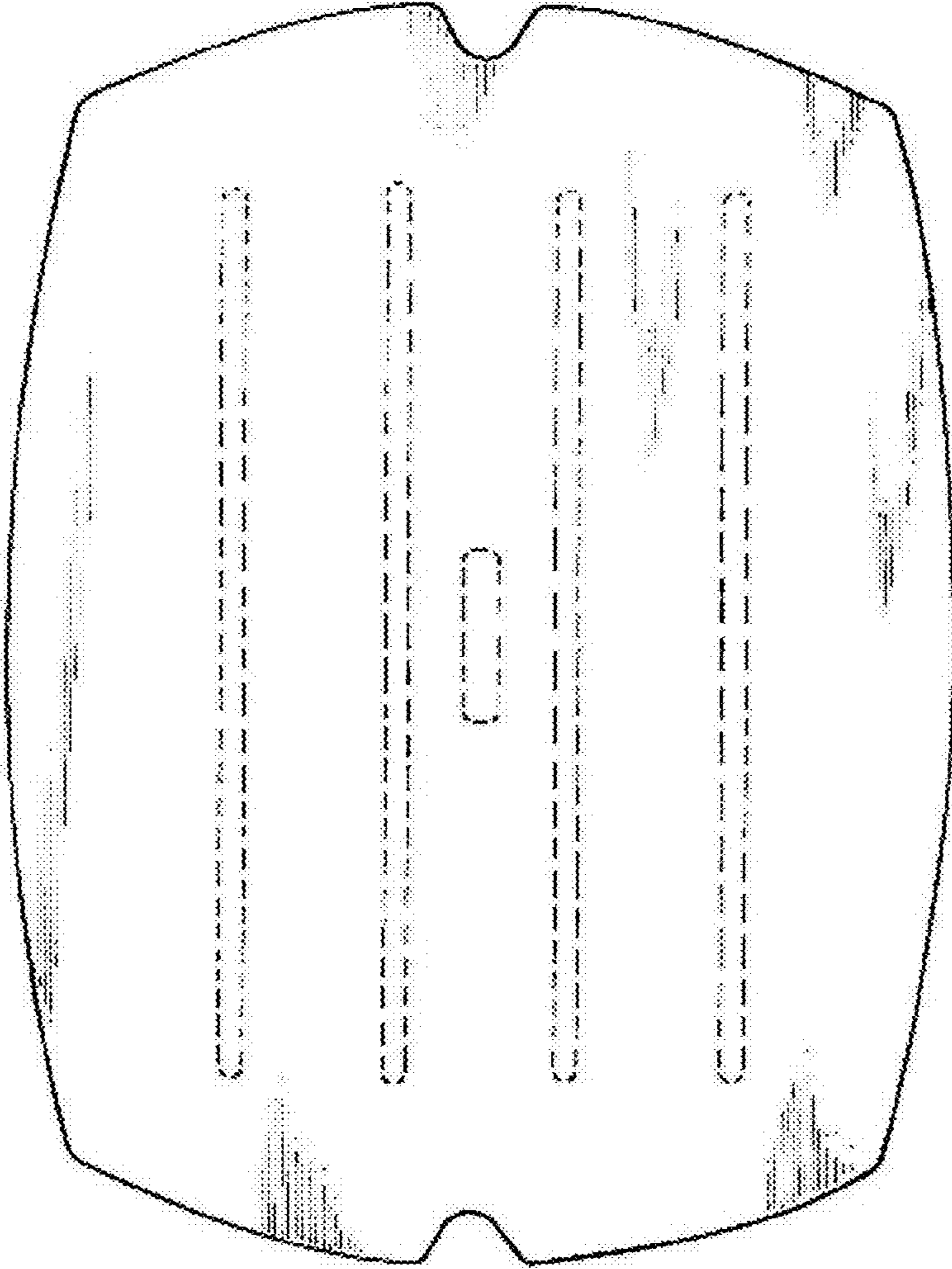


FIG. 4



FIG. 5



FIG. 6