



US00D701074S

(12) **United States Design Patent**  
**Funnell, II et al.**

(10) **Patent No.:** **US D701,074 S**  
(45) **Date of Patent:** **\*\* Mar. 18, 2014**

(54) **RANGE AND/OR COMPONENTS THEREOF**

(71) Applicant: **BSH Home Appliances Corporation**,  
Irvine, CA (US)

(72) Inventors: **Richard W. Funnell, II**, Corona del  
Mar, CA (US); **Jonathan Grey**,  
Huntersville, NC (US); **Graham**  
**Sadtler**, Huntington Beach, CA (US)

(73) Assignee: **BSH Home Appliances Corporation**,  
Irvine, CA (US)

(\*\*) Term: **14 Years**

(21) Appl. No.: **29/450,599**

(22) Filed: **Mar. 20, 2013**

**Related U.S. Application Data**

(62) Division of application No. 29/426,480, filed on Jul. 6,  
2012, now Pat. No. Des. 682,602, which is a division of  
application No. 29/398,035, filed on Jul. 26, 2011, now  
Pat. No. Des. 669,729.

(51) **LOC (10) Cl.** ..... **07-02**

(52) **U.S. Cl.**  
USPC ..... **D7/340**

(58) **Field of Classification Search**  
USPC ..... D7/339-341, 346-349, 402, 407-408;  
126/39 R, 39 F, 39 C, 39 B, 211, 214 R;  
219/391-392, 395

See application file for complete search history.

(56) **References Cited**

U.S. PATENT DOCUMENTS

D592,007 S *	5/2009	Corona	.....	D7/340
D605,456 S *	12/2009	Bengtson et al.	.....	D7/340
D646,921 S *	10/2011	Kim et al.	.....	D7/340
D655,128 S *	3/2012	Kim et al.	.....	D7/340

\* cited by examiner

*Primary Examiner* — Catheri Oliver-Garcia

(74) *Attorney, Agent, or Firm* — James E. Howard; Andre  
Pallapies

(57) **CLAIM**

The ornamental design for a range and/or components  
thereof, as shown and described.

**DESCRIPTION**

FIG. 1 is a front perspective view of a range and/or compo-  
nents thereof according to our new ornamental design. The  
opposite side panel not shown in the drawings is a mirror  
image of the side shown.


FIG. 2 is a front view thereof; and,

FIG. 3 is a top view thereof.

The broken lines represent environment or structure of the  
kitchen appliance and do not form any part of the claimed  
design.

Throughout the drawings, various views may not be pro-  
vided, as the components in these views are unornamented or  
the ornamentation in these views is simply unclaimed.

**1 Claim, 3 Drawing Sheets**






Fig. 1

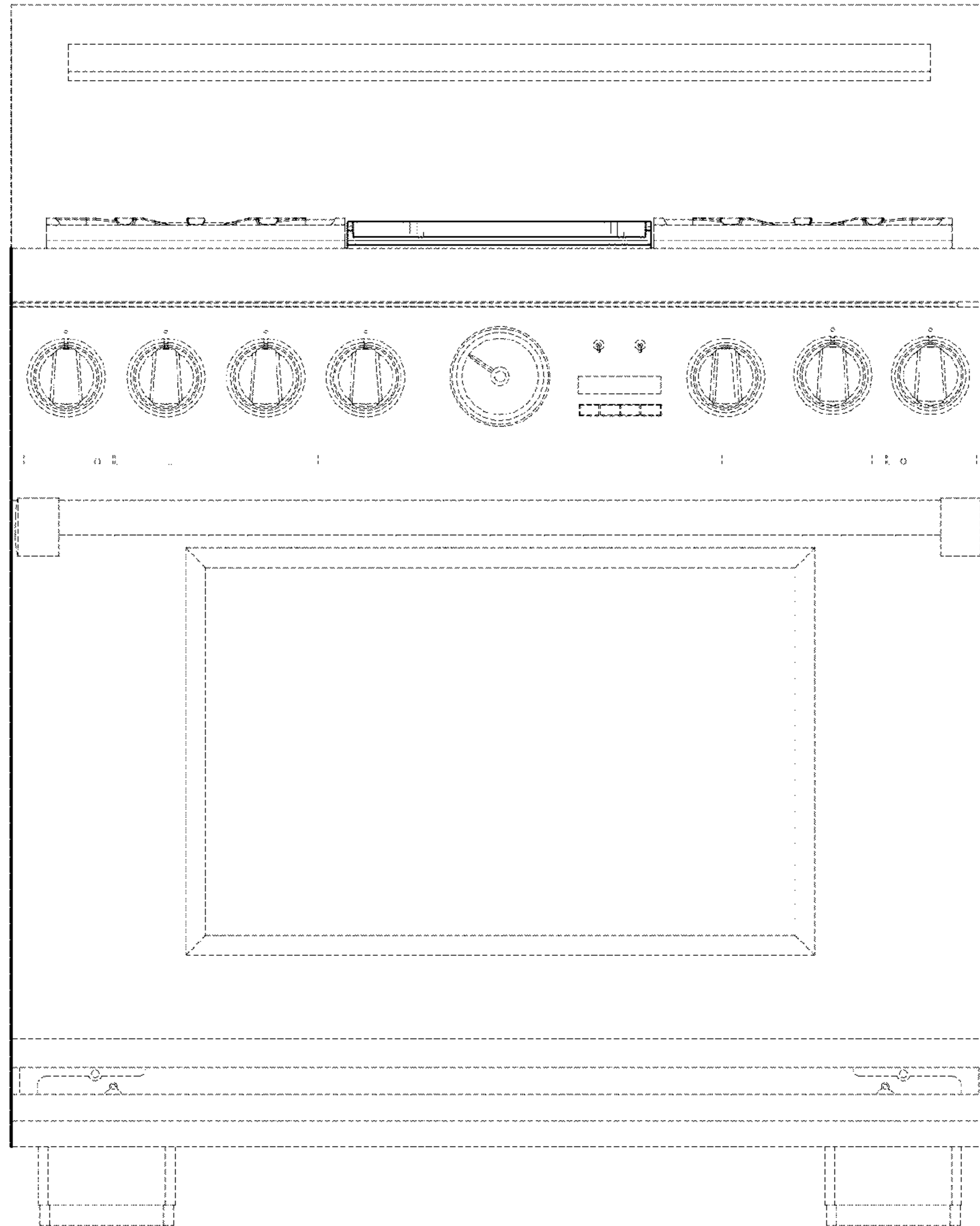


Fig. 2

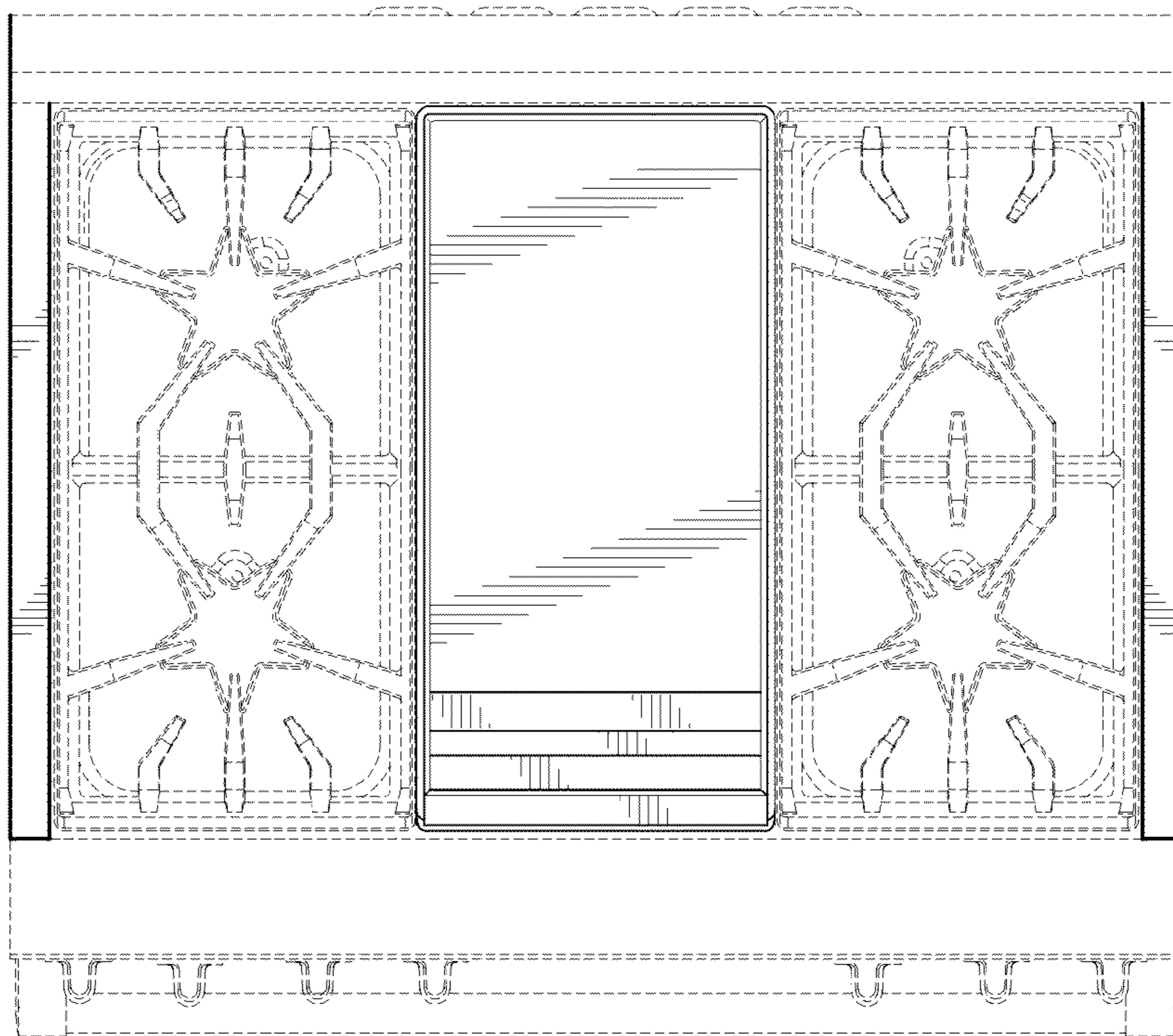


Fig. 3