



US00D701062S

(12) **United States Design Patent**
Kinsella

(10) **Patent No.:** **US D701,062 S**
(45) **Date of Patent:** **** Mar. 18, 2014**

(54) **EXERCISE MAT**

(71) Applicant: **Jennifer Lynn Kinsella**, Orlando, FL
(US)

(72) Inventor: **Jennifer Lynn Kinsella**, Orlando, FL
(US)

(**) Term: **14 Years**

(21) Appl. No.: **29/446,043**

(22) Filed: **Feb. 20, 2013**

(51) **LOC (10) Cl.** **06-11**

(52) **U.S. Cl.**
USPC **D6/582**

(58) **Field of Classification Search**
USPC D6/582, 583, 584, 585, 588, 589, 591,
D6/592, 593, 596, 603, 613, 615, 616, 617,
D6/619, 620, 621; D5/61, 63; D12/203;
4/581, 582, 583; 5/417, 420; 15/215,
15/238; 52/660; 428/85; D32/57

See application file for complete search history.

(56) **References Cited**

U.S. PATENT DOCUMENTS

3,336,610	A *	8/1967	Geddings	5/420
3,341,866	A *	9/1967	Wright	4/583
4,207,635	A *	6/1980	Leroy	5/656
4,210,322	A *	7/1980	Pritchard	482/23
D267,028	S *	11/1982	Spisak	D21/686
4,791,687	A *	12/1988	Iwase	5/708
5,303,435	A *	4/1994	Haar et al.	5/709
D360,797	S *	8/1995	Evans	D6/608
D430,627	S *	9/2000	Bergman	D21/686
6,663,537	B2 *	12/2003	McCoy	482/23
D503,579	S *	4/2005	Covert	D6/601

D527,937	S *	9/2006	Aiken et al.	D6/601
D554,208	S *	10/2007	Palaszek	D21/662
D601,812	S *	10/2009	Bruun et al.	D5/53
7,657,952	B2 *	2/2010	Hutchison	5/420
D623,882	S *	9/2010	Oster	D6/582
D626,773	S *	11/2010	Oster	D6/582
D639,597	S *	6/2011	Weaver et al.	D6/596
8,025,614	B2 *	9/2011	Newburger et al.	482/130
D666,860	S *	9/2012	Lubart	D6/583
D671,784	S *	12/2012	Gallie, II	D6/582
2006/0040811	A1 *	2/2006	Foster	482/142
2008/0214361	A1 *	9/2008	Oster	482/23
2012/0324645	A1 *	12/2012	Lehr	5/420

* cited by examiner

Primary Examiner — Karen S Acker

(74) *Attorney, Agent, or Firm* — Shanti M. Hill; Hill IP Law PLLC

(57) **CLAIM**

I claim the ornamental design for an exercise mat, as shown.

DESCRIPTION

FIG. 1 is a perspective view showing the front, top, and side of the exercise mat of the present design;

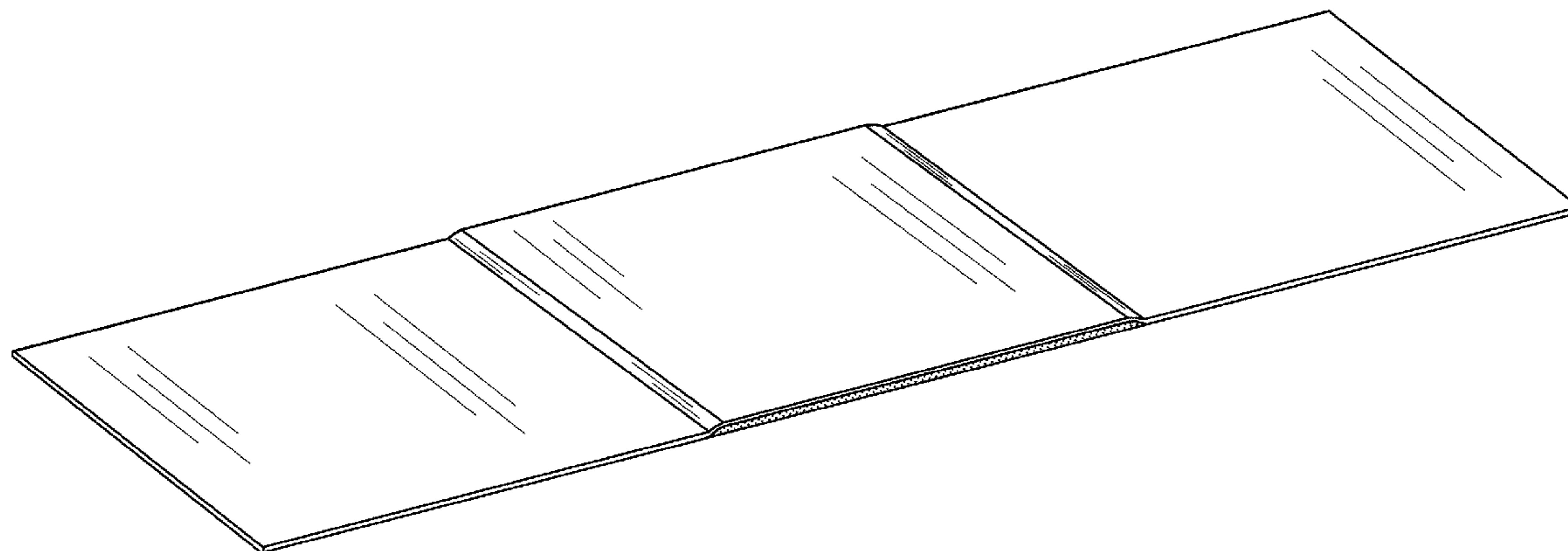
FIG. 2 is a view of the top of the exercise mat of the present invention;

FIG. 3 is an elevational view of one of the ends of the exercise mat of the present invention, the opposite end being a mirror image thereof;

FIG. 4 is an elevational view of one of the sides of the exercise mat of the present invention, the opposite end being a mirror image thereof; and,

FIG. 5 is a view of the bottom of the exercise mat of the present invention.

1 Claim, 3 Drawing Sheets



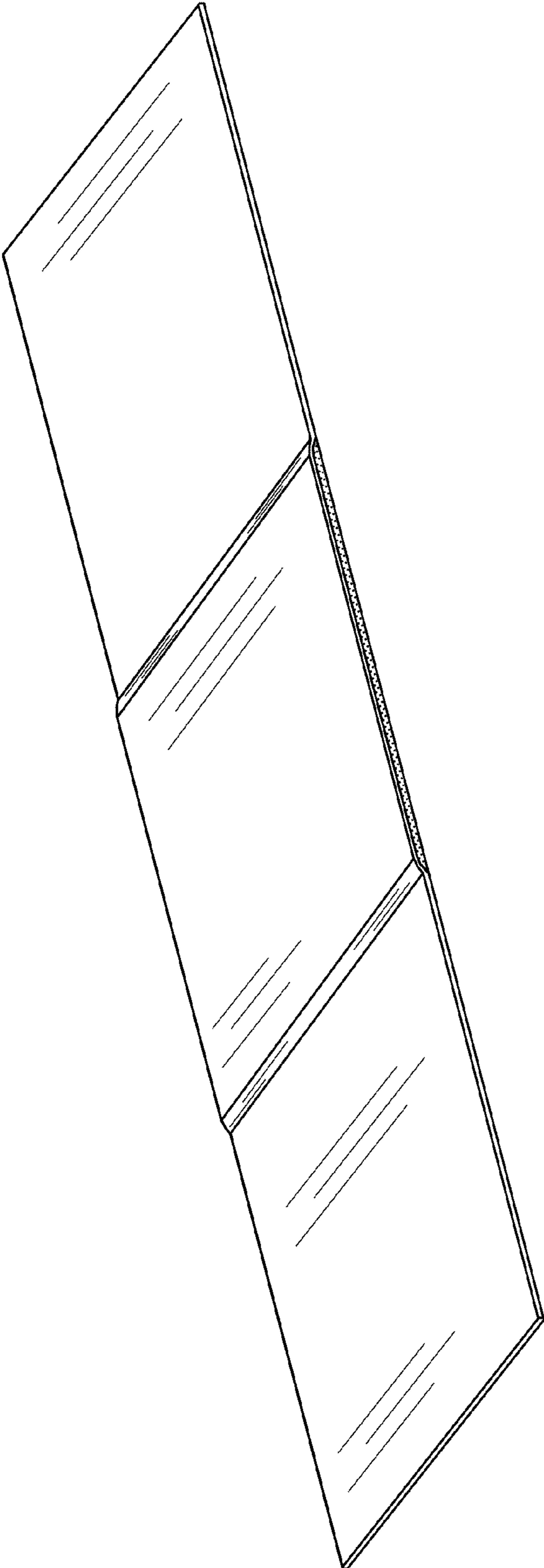


FIG. 1




FIG. 2



FIG. 3



FIG. 4

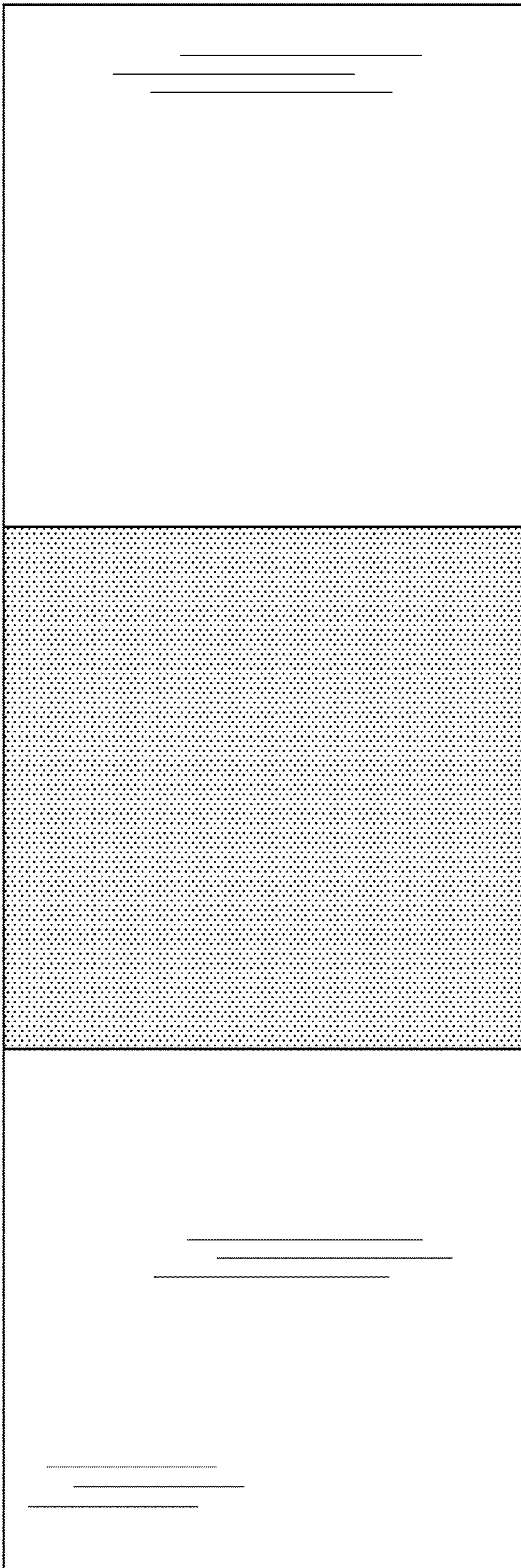


FIG. 5