



US00D701048S

(12) **United States Design Patent**  
**Fischer, Jr. et al.**

(10) **Patent No.:** **US D701,048 S**  
(45) **Date of Patent:** **\*\* Mar. 18, 2014**

- (54) **RESIN WICKER PANEL**
- (71) Applicant: **Suncast Technologies, LLC**, Palm Beach Gardens, FL (US)
- (72) Inventors: **Gary M. Fischer, Jr.**, Poplar Grove, IL (US); **Michael Thuma**, La Grange, IL (US); **Michael R. Vogler**, Oswego, IL (US)
- (73) Assignee: **Suncast Technologies, LLC**, Palm Beach Gardens, FL (US)
- (\*\*) Term: **14 Years**
- (21) Appl. No.: **29/448,948**
- (22) Filed: **Mar. 14, 2013**
- (51) **LOC (10) Cl.** ..... **05-06**
- (52) **U.S. Cl.**  
USPC ..... **D5/47; D5/43**
- (58) **Field of Classification Search**  
USPC ..... D5/4, 43, 47, 50, 53, 55-63, 99, 1, 2, 3; D19/1, 5; D32/43; D6/602, 612; 2/900; 5/490, 495; 15/208; 112/401, 416, 439; 139/383 R, 383 B; 428/32, 66.5, 85, 428/151, 152, 187, 542.6; D2/742, 840, D2/853  
See application file for complete search history.

1,532,504 A *	4/1925	Lichtenfeld .....	52/506.01
D71,996 S *	2/1927	Boyd .....	D5/47
D171,433 S *	2/1954	Bloomberg .....	D5/53
3,144,671 A *	8/1964	Gould et al. ....	15/1.51
3,344,970 A *	10/1967	Brandes .....	229/4.5
4,906,506 A *	3/1990	Nishimura et al. ....	428/113
4,939,151 A *	7/1990	Bacehowski et al. ....	435/402
5,150,738 A *	9/1992	Nishiwaki .....	139/420 R
D414,942 S *	10/1999	Grosfillex .....	D5/47
D544,216 S *	6/2007	Prestridge .....	D5/47
7,788,871 B2 *	9/2010	Pervan et al. ....	52/592.1
8,357,440 B2 *	1/2013	Hall .....	428/35.7
2006/0032168 A1 *	2/2006	Thiers et al. ....	52/390
2009/0003738 A1 *	1/2009	Hall .....	383/105
2011/0129623 A1 *	6/2011	Haimoff .....	428/32
2012/0064263 A1 *	3/2012	Ayers et al. ....	428/17

\* cited by examiner

*Primary Examiner* — Karen S Acker

(74) *Attorney, Agent, or Firm* — McHale & Slavin, P.A.

(57) **CLAIM**

The ornamental design for a resin wicker panel, as shown and described.

**DESCRIPTION**

FIG. 1 is a perspective view of the resin wicker panel of the present invention;  
 FIG. 2 is a front view thereof;  
 FIG. 3 is a top view thereof;  
 FIG. 4 is a left side view thereof;  
 FIG. 5 is a right side view thereof; and,  
 FIG. 6 is a bottom view thereof.

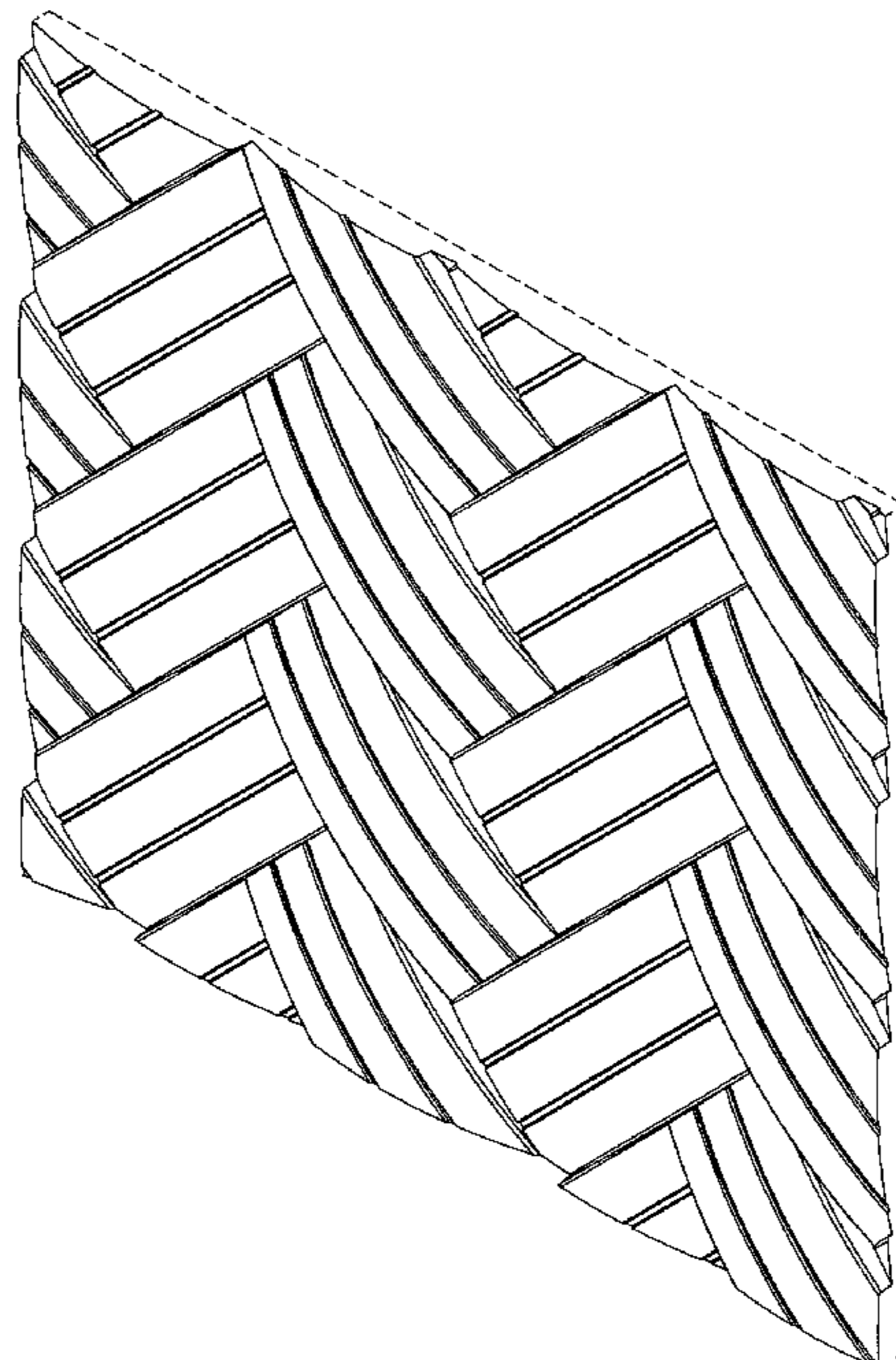
The reverse side of the resin wicker panel is not claimed. The broken lines representing the reverse side of the design form no part of the claimed design.

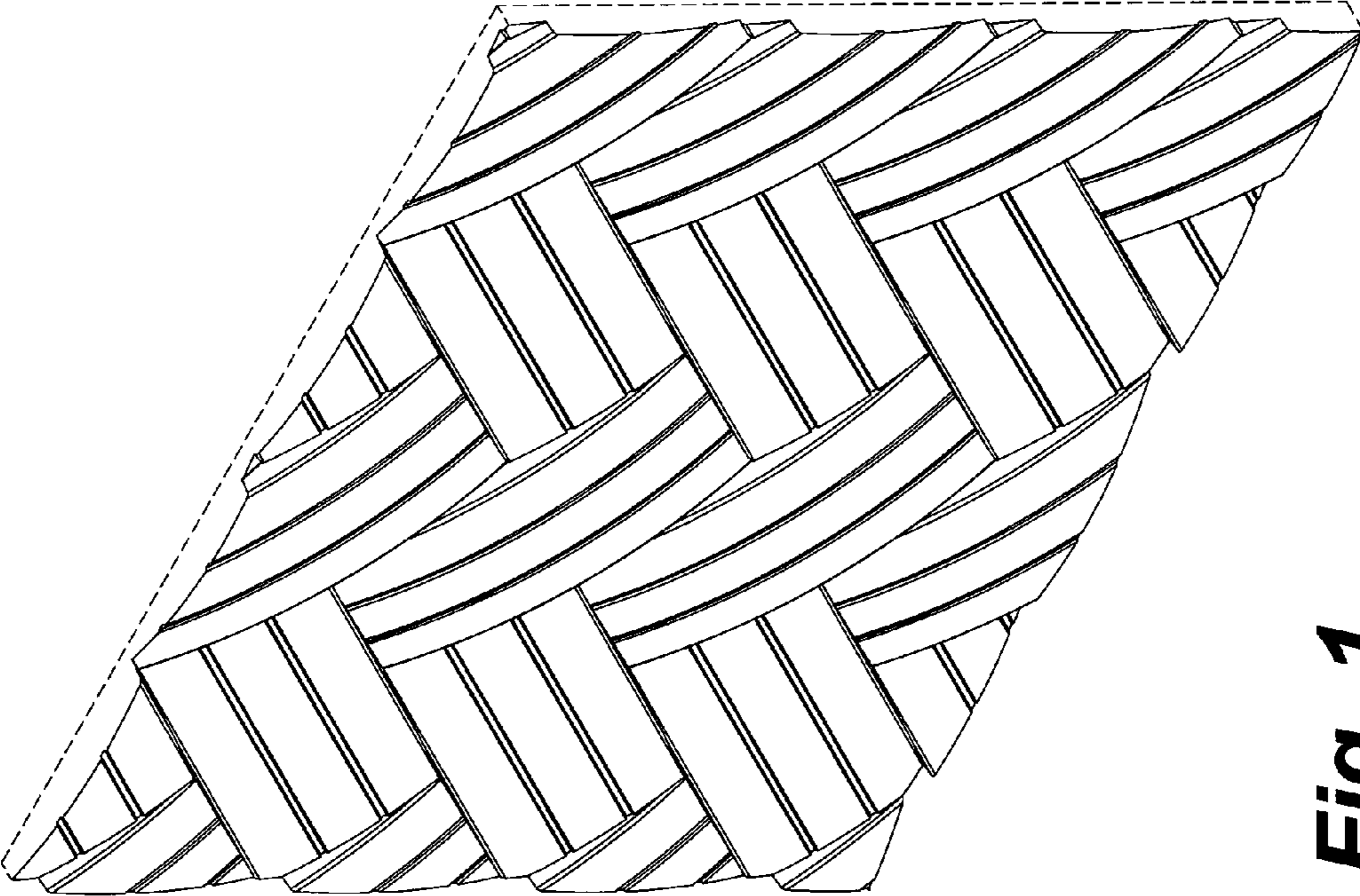
**1 Claim, 5 Drawing Sheets**

(56) **References Cited**


U.S. PATENT DOCUMENTS

107,446 A *	9/1870	Carman .....	217/122
D8,784 S *	11/1875	Romadka .....	D5/53
D15,473 S *	10/1884	Mehl .....	D5/47
586,211 A *	7/1897	Basquin .....	359/592





**Fig. 1**



**Fig. 2**





**Fig. 3**



***Fig. 4***



***Fig. 5***



**Fig. 6**