



US00D701038S

(12) **United States Design Patent**  
**Jones**

(10) **Patent No.:** **US D701,038 S**  
(45) **Date of Patent:** **\*\* Mar. 18, 2014**

(54) **PAIR OF KNIT SOCKS**

(71) Applicant: **Jan Marie Jones**, Irving, TX (US)

(72) Inventor: **Jan Marie Jones**, Irving, TX (US)

(\*\*) Term: **14 Years**

(21) Appl. No.: **29/444,199**

(22) Filed: **Jan. 28, 2013**

(51) **LOC (10) Cl.** ..... **02-04**

(52) **U.S. Cl.**  
USPC ..... **D2/980**

(58) **Field of Classification Search**  
USPC ..... D2/946, 954, 980-994; 2/239, 241,  
2/409; 66/178 R, 9 R  
See application file for complete search history.

(56) **References Cited**

U.S. PATENT DOCUMENTS

1,805,035	A *	5/1931	Branley	.....	66/178 R
4,021,860	A *	5/1977	Swallow et al.	.....	2/239
D292,345	S *	10/1987	Hubbard	.....	D2/994
D297,068	S *	8/1988	Lee	.....	D2/920
D305,384	S *	1/1990	Hubbard	.....	D2/994
D308,594	S *	6/1990	Brinker	.....	D2/946
D308,907	S *	7/1990	Brinker	.....	D2/954
6,314,584	B1 *	11/2001	Errera	.....	2/239
D548,951	S *	8/2007	Paulin	.....	D2/980
7,346,935	B1 *	3/2008	Patterson	.....	2/239
D571,987	S *	7/2008	Della Valle	.....	D2/954
D602,232	S *	10/2009	Dugan	.....	D2/901
D662,311	S *	6/2012	Sudit	.....	D2/980
D663,517	S *	7/2012	Della Valle et al.	.....	D2/954
D664,349	S *	7/2012	Sudit	.....	D2/980
2004/0221371	A1 *	11/2004	Kato	.....	2/239
2005/0091729	A1 *	5/2005	Alley	.....	2/239
2005/0144703	A1 *	7/2005	Hilbert	.....	2/239
2008/0156044	A1 *	7/2008	Patterson	.....	66/178 R

\* cited by examiner

*Primary Examiner* — T. Chase Nelson  
*Assistant Examiner* — Kathleen M Sims

(74) *Attorney, Agent, or Firm* — Jeffrey Roddy

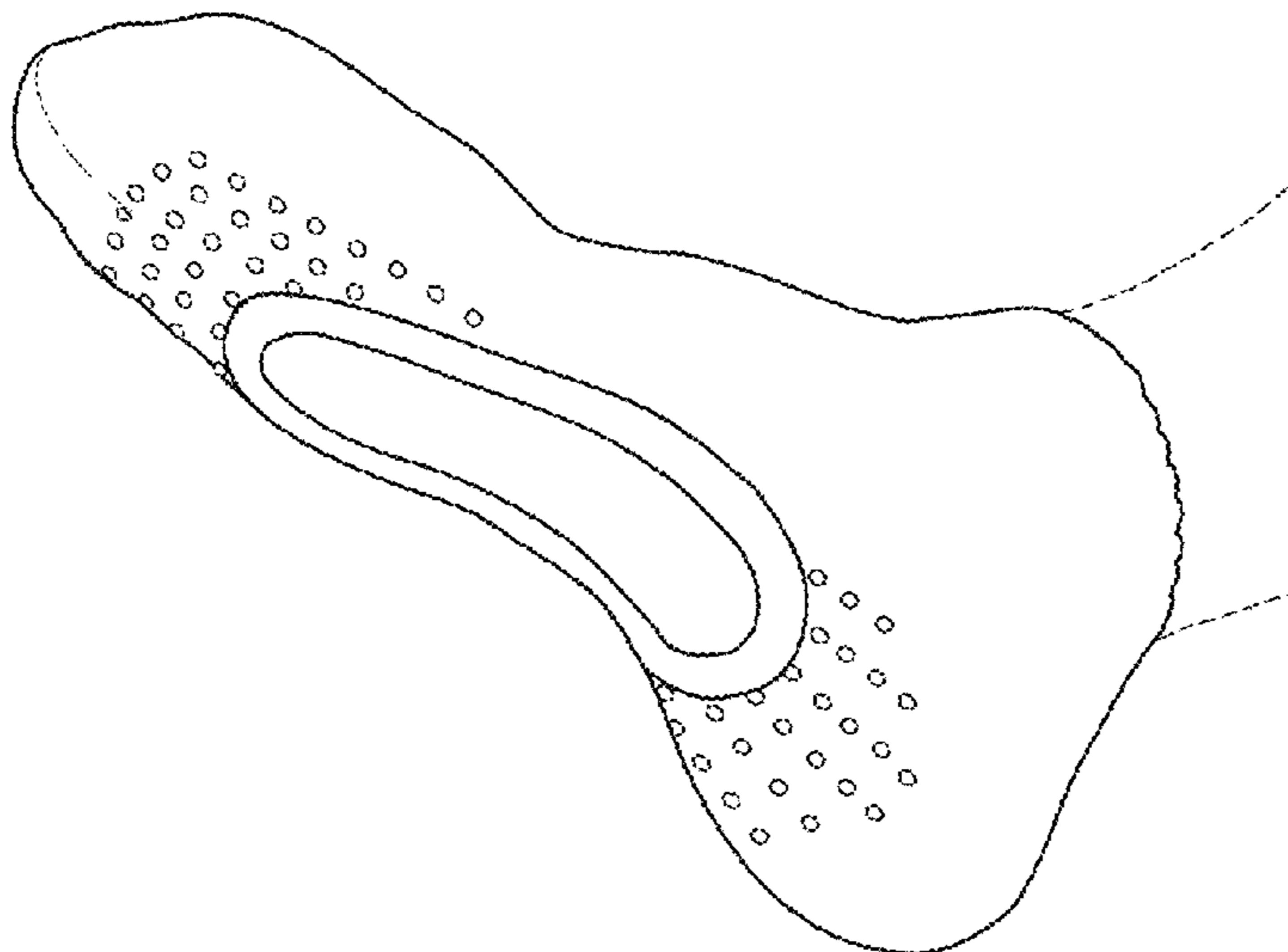
(57) **CLAIM**

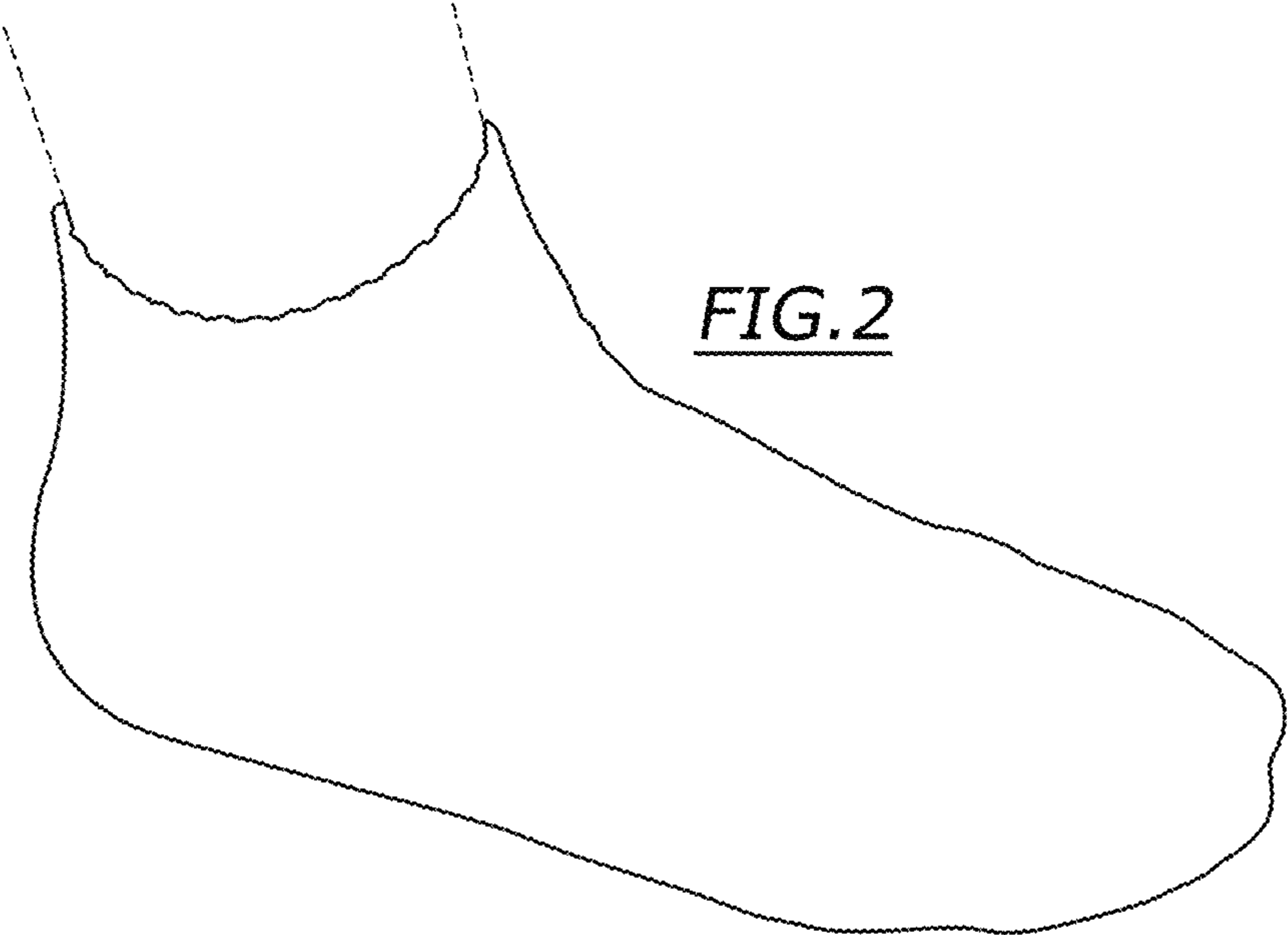
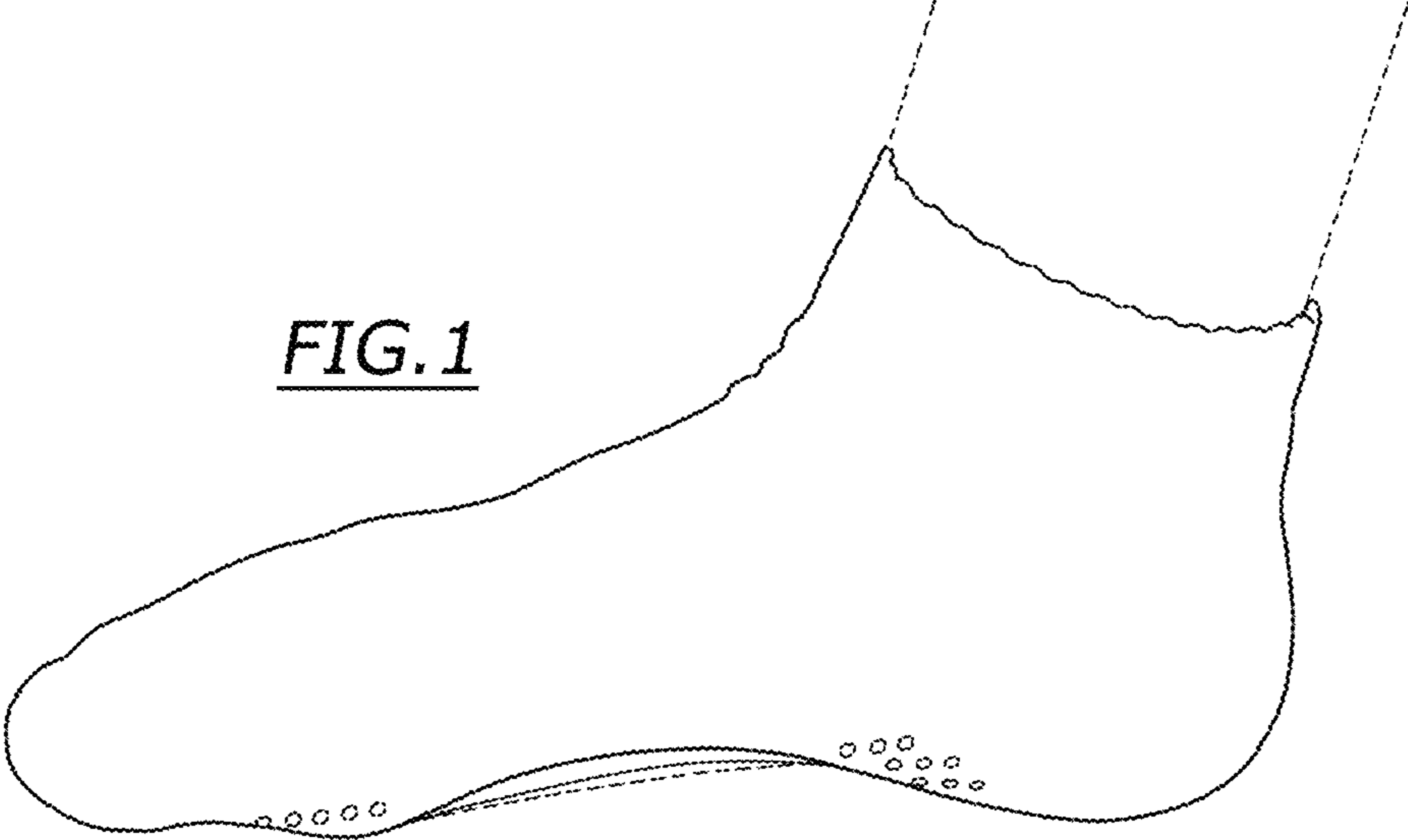
The ornamental design for a pair of knit socks, as shown and described.

**DESCRIPTION**

FIG. 1 is a perspective side view of one of a pair of knit socks while worn showing my new design;  
 FIG. 2 is a perspective opposite side view thereof;  
 FIG. 3 is a perspective view showing the underside of one of the pair of knit socks shown on the right foot with a bottom aperture corresponding in position to the bottom midfoot of a wearer;  
 FIG. 4 is a perspective view showing the underside of one of the pair of knit socks shown on the left foot with a bottom aperture corresponding in position to the bottom midfoot of a wearer;  
 FIG. 5 is a perspective view looking up, showing one of the pair of knit socks with a bottom aperture corresponding in position to the bottom midfoot as worn on the left foot;  
 FIG. 6 is a perspective view looking up, showing one of the pair of knit socks with a bottom aperture corresponding in position to the bottom midfoot as worn on the right foot;  
 FIG. 7 is a perspective view depicting an appearance state of one of the pair of knit socks with the forefoot of a wearer placed through the cuff and exiting the bottom aperture thereof;  
 FIG. 8 is another perspective view thereof showing a wearer stretching the toe end one of the pair of knit socks over the wearer's toes while the toes are inserted through sandal straps; and,  
 FIG. 9 is another perspective view depicting an appearance state of one of the pair of knit socks once the aperture is placed completely over the wearer's toes.  
 The broken line showing of a foot and/or leg in FIGS. 1-2 and 5-8, hands in FIGS. 7 and 8 and a sandal in FIG. 8 is included for the purpose of showing environmental portions of the pair of knit socks and forms no part of the claimed design.

**1 Claim, 6 Drawing Sheets**





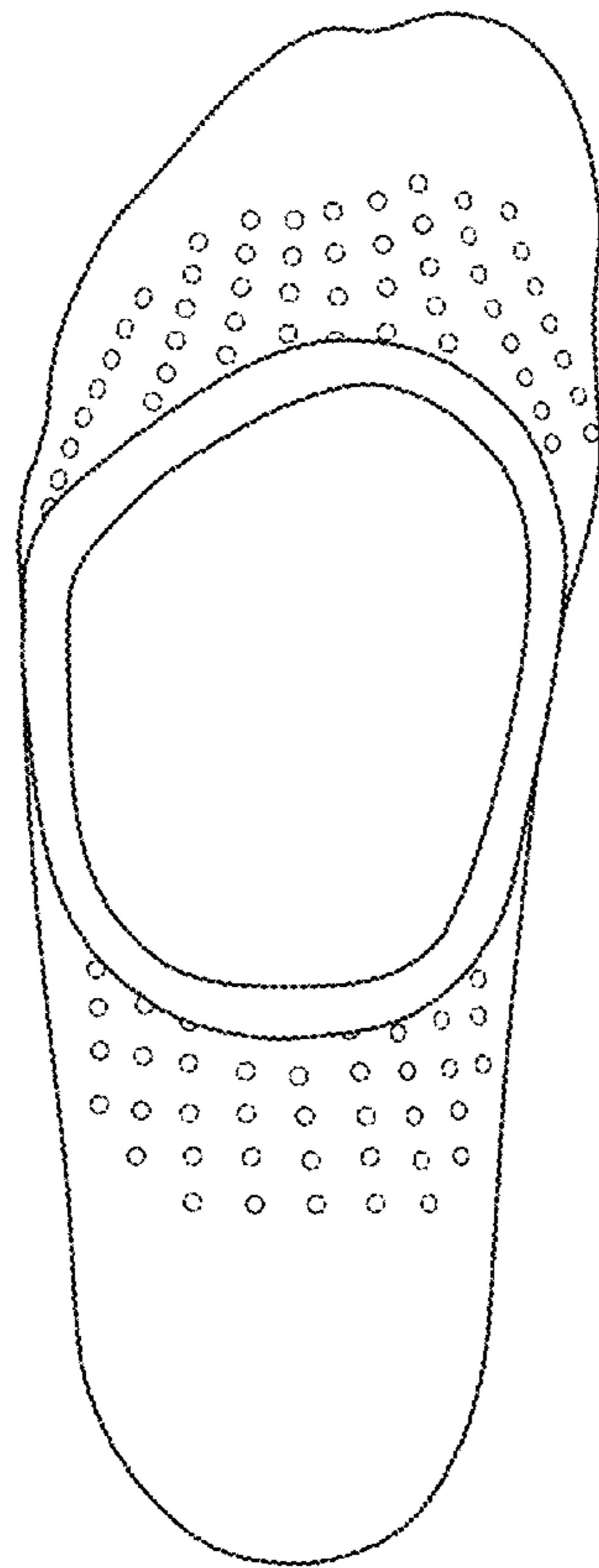


FIG. 3

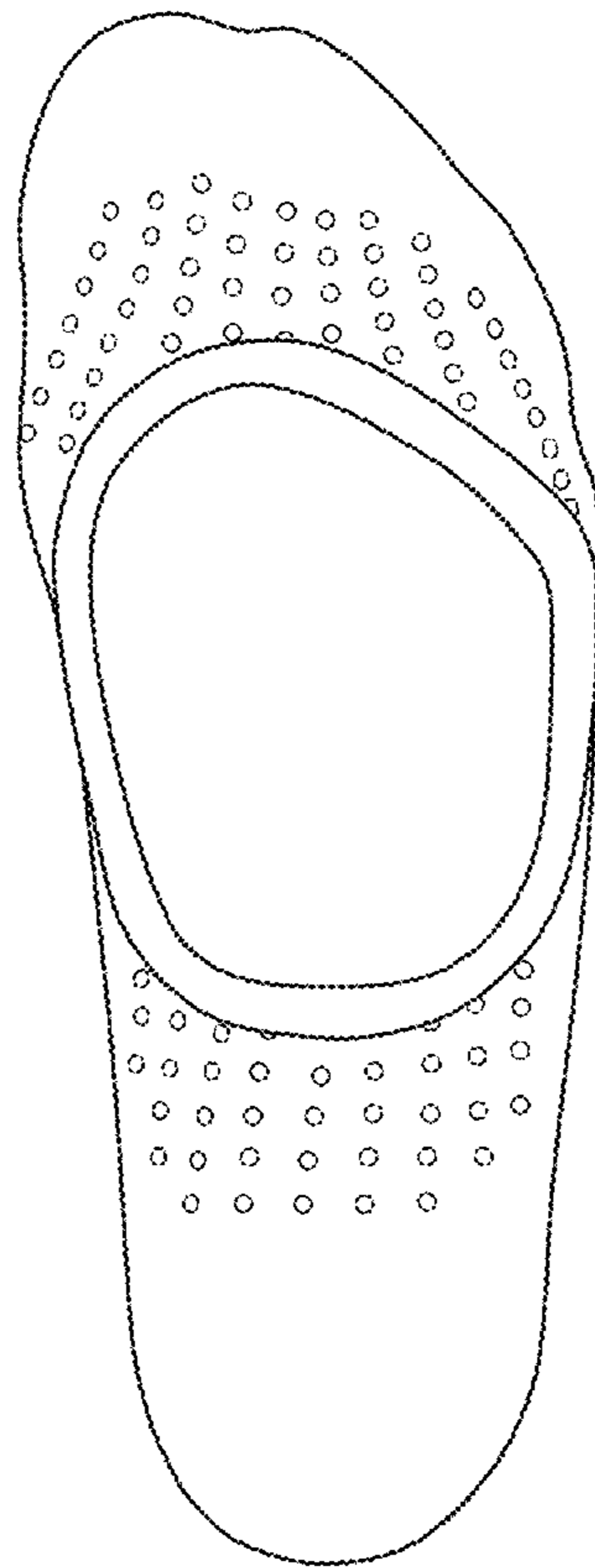


FIG. 4

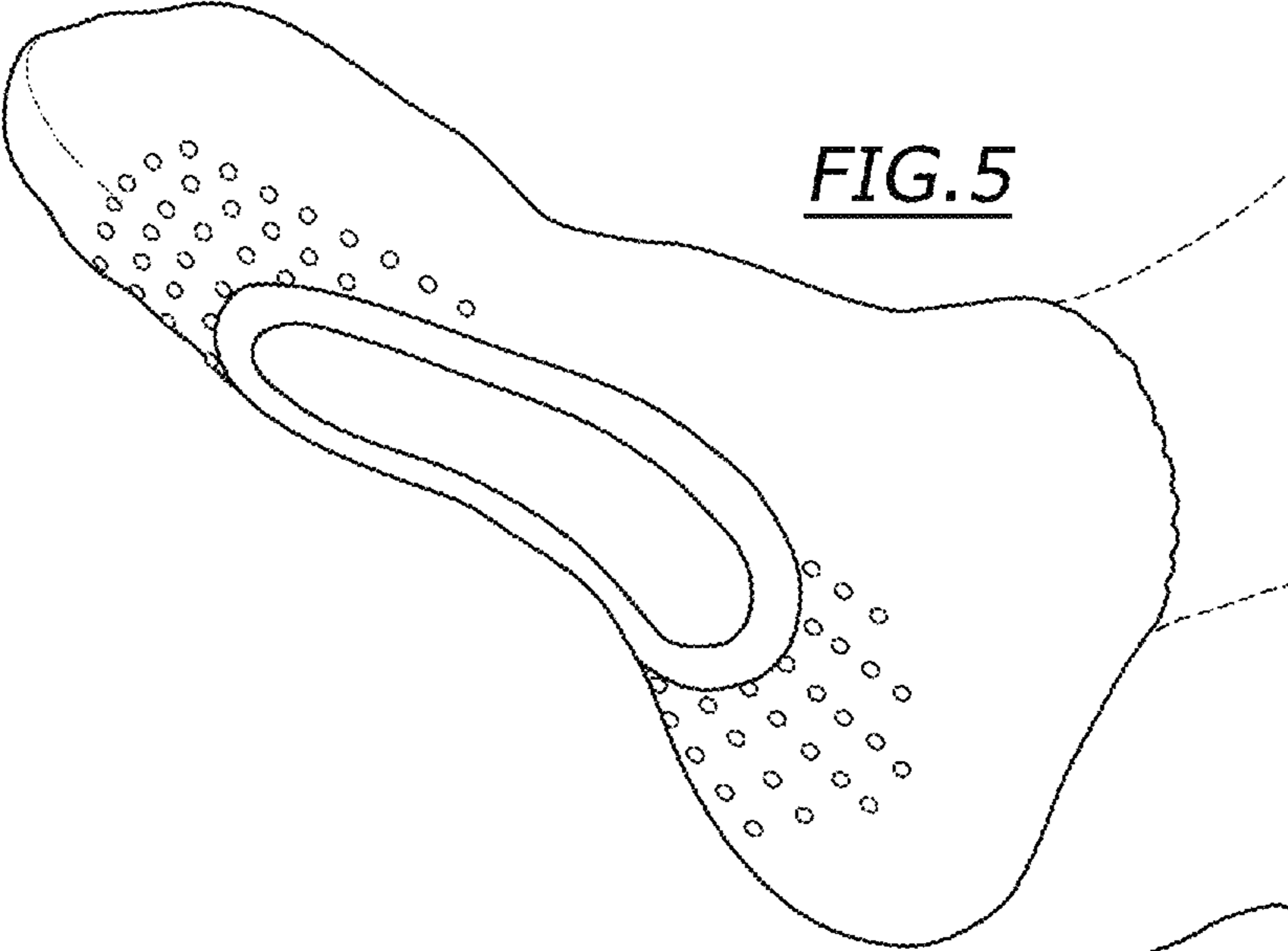


FIG. 5

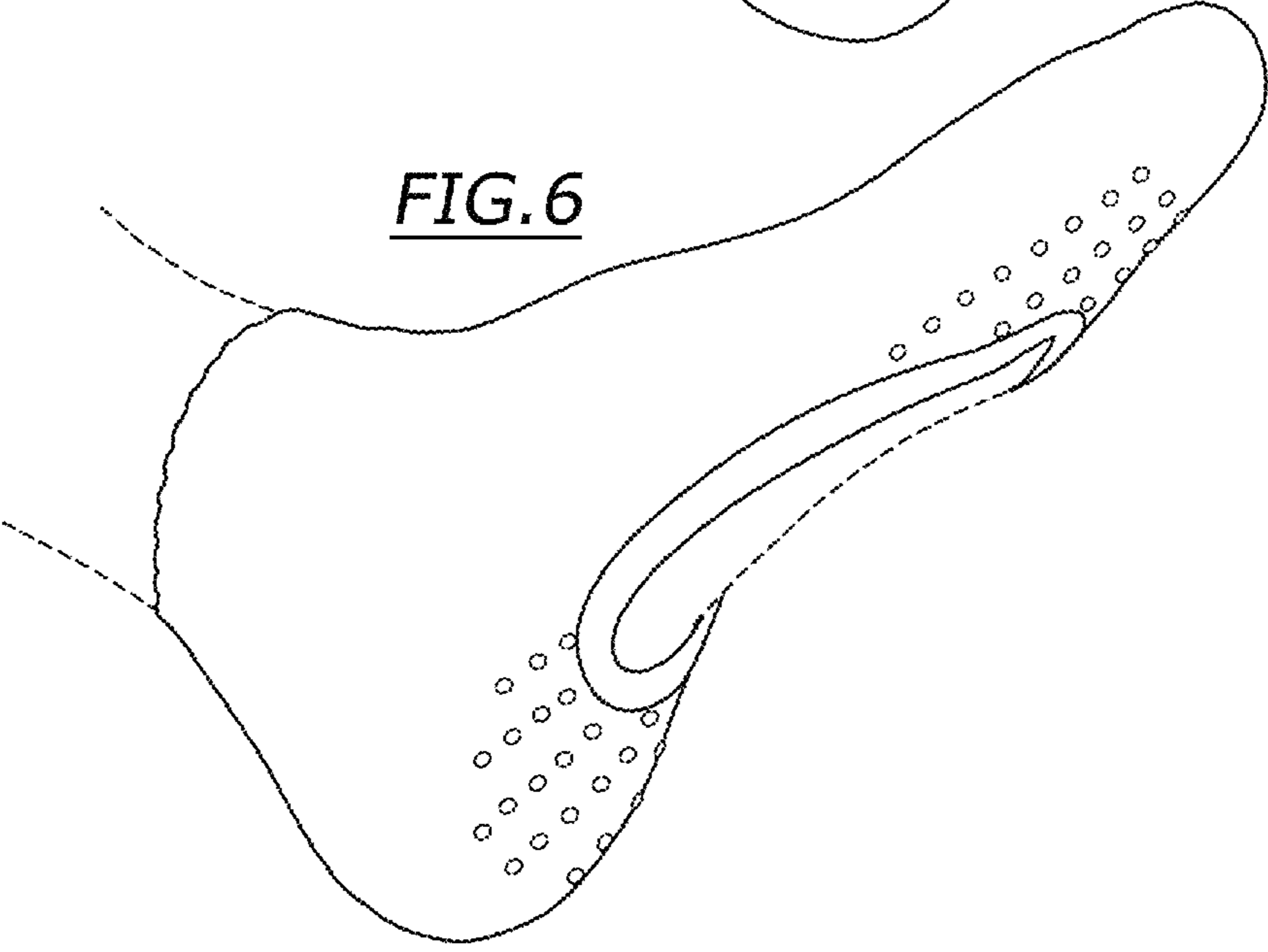


FIG. 6

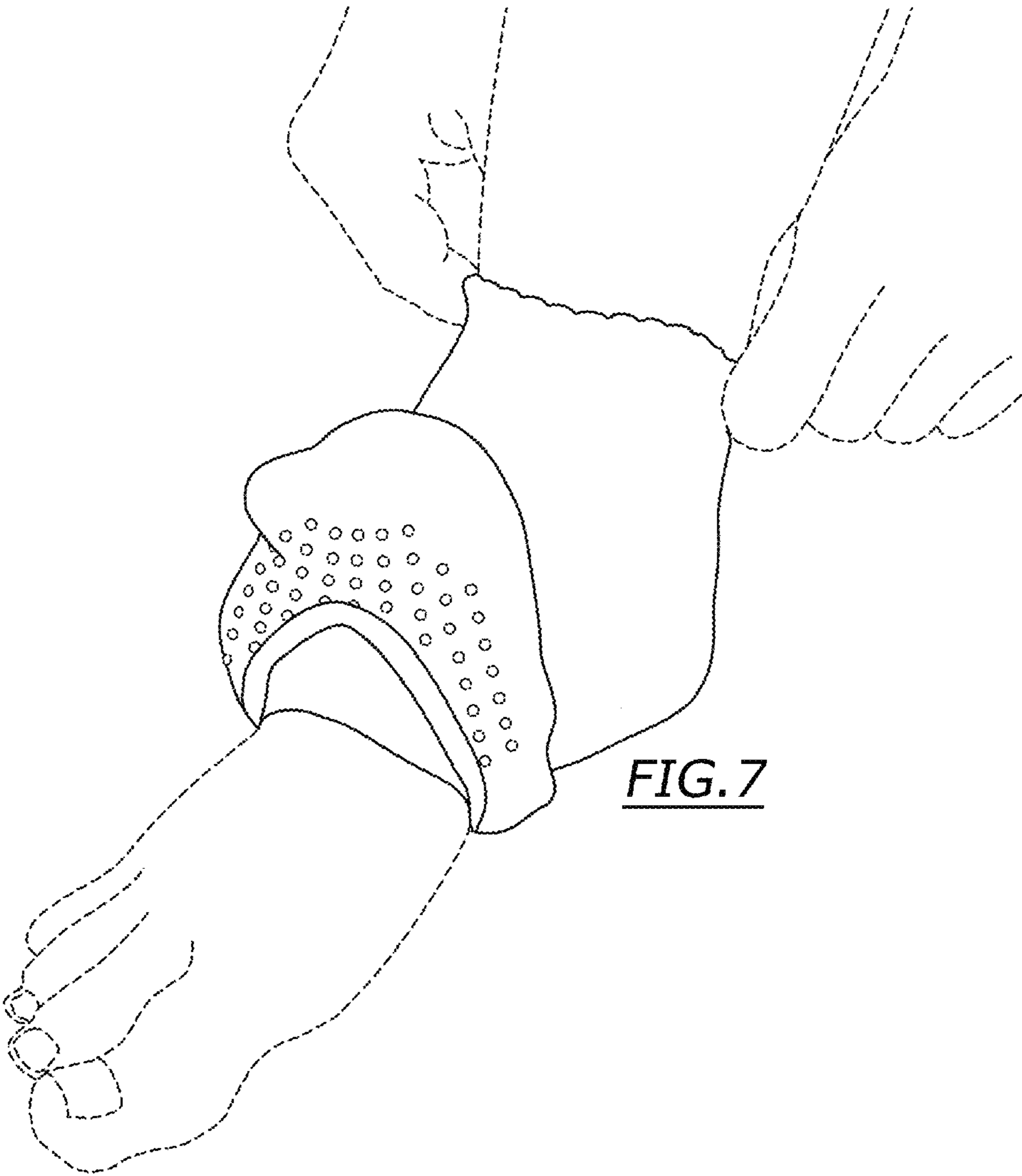


FIG. 7

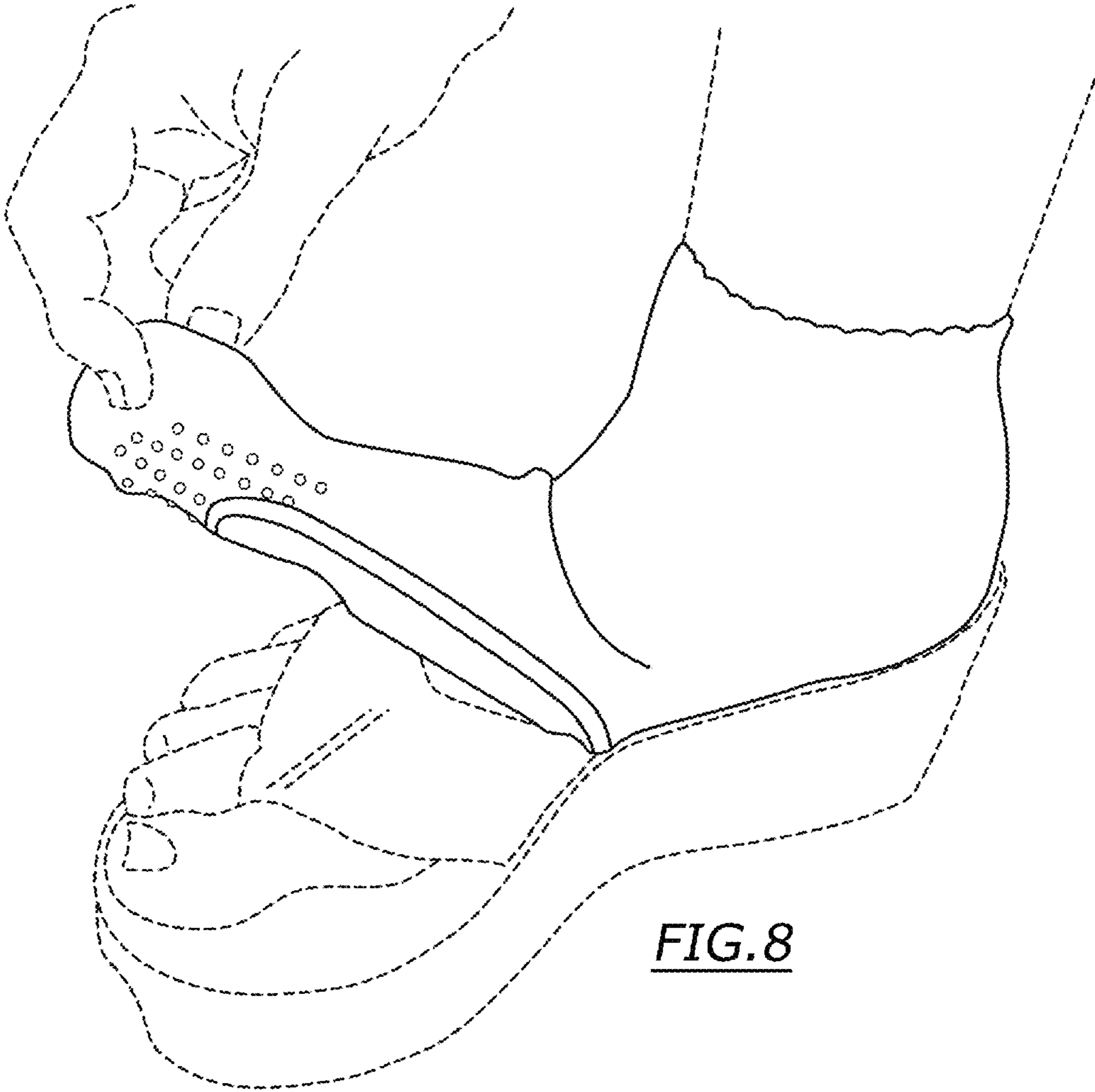


FIG. 8

