



US00D701036S

(12) **United States Design Patent**  
**Martin**

(10) **Patent No.:** **US D701,036 S**  
(45) **Date of Patent:** **\*\* Mar. 18, 2014**

(54) **SHOE UPPER**

(71) Applicant: **NIKE, Inc.**, Beaverton, OR (US)

(72) Inventor: **Angela N. Martin**, Lake Oswego, OR (US)

(73) Assignee: **NIKE, Inc.**, Beaverton, OR (US)

(\*\*) Term: **14 Years**

(21) Appl. No.: **29/475,057**

(22) Filed: **Nov. 27, 2013**

(51) **LOC (10) CL.** ..... **02-99**

(52) **U.S. Cl.**  
USPC ..... **D2/972**

(58) **Field of Classification Search**  
USPC ..... D2/902, 906-908, 946, 969, 972-974;  
36/45, 50.1, 77 M, 77 R, 83, 88, 113,  
36/114, 126-131, 3 A, 3 R; D5/47, 50, 54  
See application file for complete search history.

(56) **References Cited**

**U.S. PATENT DOCUMENTS**

D5,981 S *	7/1872	Dexter	.....	D5/54
D6,118 S *	9/1872	Officer	.....	D5/47
D16,615 S *	4/1886	MacColl	.....	D5/47
D25,677 S *	6/1896	Morris	.....	D5/50
1,730,768 A *	10/1929	Heyman	.....	36/3 A
D85,523 S *	11/1931	Gross	.....	D5/47
1,852,936 A *	4/1932	Nebel	.....	D5/47
D86,958 S *	5/1932	Hakim	.....	D2/974
D108,128 S	1/1938	Pick		
D487,336 S	3/2004	Matis		
D513,111 S	12/2005	Caine		
D514,291 S	2/2006	Whiteman et al.		

D548,442 S	8/2007	Hulbert		
D548,940 S	8/2007	Hulbert		
D548,941 S	8/2007	Hulbert		
D553,340 S *	10/2007	Dirsa	.....	D2/972
D553,843 S *	10/2007	Chang	.....	D2/972
D587,001 S	2/2009	Jarvis		
D639,042 S *	6/2011	Gibson	.....	D2/969
D639,542 S *	6/2011	Lamont	.....	D2/969
D639,543 S *	6/2011	Lamont	.....	D2/969

(Continued)

**OTHER PUBLICATIONS**

NIKE Footwear Catalog, 1989 Fall Footwear, p. 138, published Dec. 1988, NIKE, Inc., USA.

(Continued)

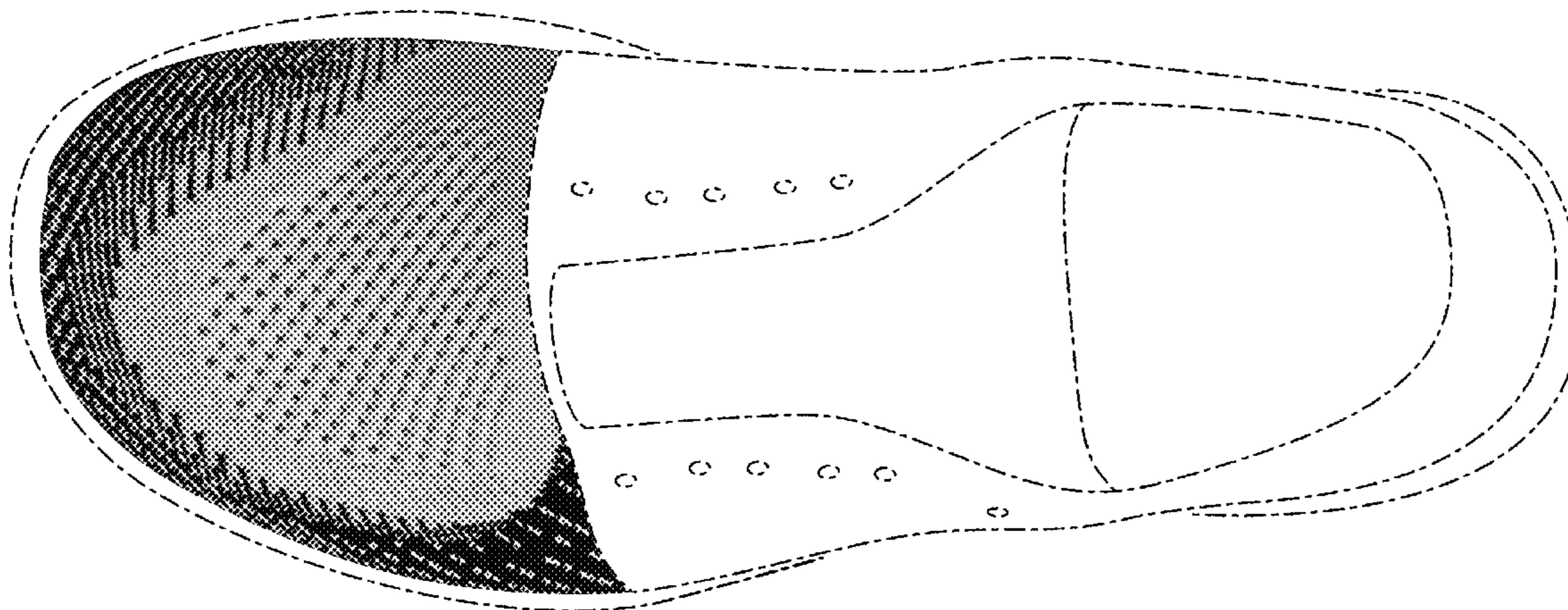
*Primary Examiner* — Dominic Simone  
(74) *Attorney, Agent, or Firm* — Banner & Witcoff, Ltd.

(57) **CLAIM**  
The ornamental design for a shoe upper, as shown and described.

**DESCRIPTION**

FIG. 1 is a front perspective view of a shoe upper showing my new design;  
FIG. 2 is a top view thereof;  
FIG. 3 is a lateral side view thereof;  
FIG. 4 is a medial side view thereof; and,  
FIG. 5 is a rear perspective view thereof.  
The broken lines immediately adjacent to the photographic area represent unclaimed boundaries of the design. The broken lines showing the remainder of the shoe are for environmental purposes only and form no part of the claimed design.

**1 Claim, 5 Drawing Sheets**



(56)

**References Cited**

U.S. PATENT DOCUMENTS

D659,374 S	5/2012	Miner	
D667,622 S *	9/2012	Spring .....	D2/969
D668,441 S *	10/2012	Shaffer .....	D2/972
D668,858 S *	10/2012	Shaffer .....	D2/972
D670,479 S *	11/2012	Maier .....	D2/907
D675,424 S	2/2013	Williams, Jr.	
D676,639 S *	2/2013	Spring .....	D2/969
D678,667 S	3/2013	Carboy	
D683,530 S	6/2013	Barker	
D684,350 S	6/2013	Seamarks	
D684,760 S *	6/2013	Williams, Jr. ....	D2/972
D684,761 S	6/2013	Williams, Jr.	

OTHER PUBLICATIONS

NIKE Footwear Catalog, 1993 Spring Footwear, p. 8, published Jun. 1992, NIKE, Inc., USA.  
NIKE Footwear Catalog, 1993 Holiday Footwear, p. 4, published Mar. 1993, NIKE, Inc., USA.  
NIKE Footwear Catalog, 2003 Late Spring: Men's, Women's, and Kids' Footwear, p. 8, published Sep. 2002, NIKE, Inc., USA.  
NIKE Footwear Catalog, 2012 Fall: Livestrong Footwear, p. 5, published Nov. 2011, NIKE, Inc., USA.

\* cited by examiner

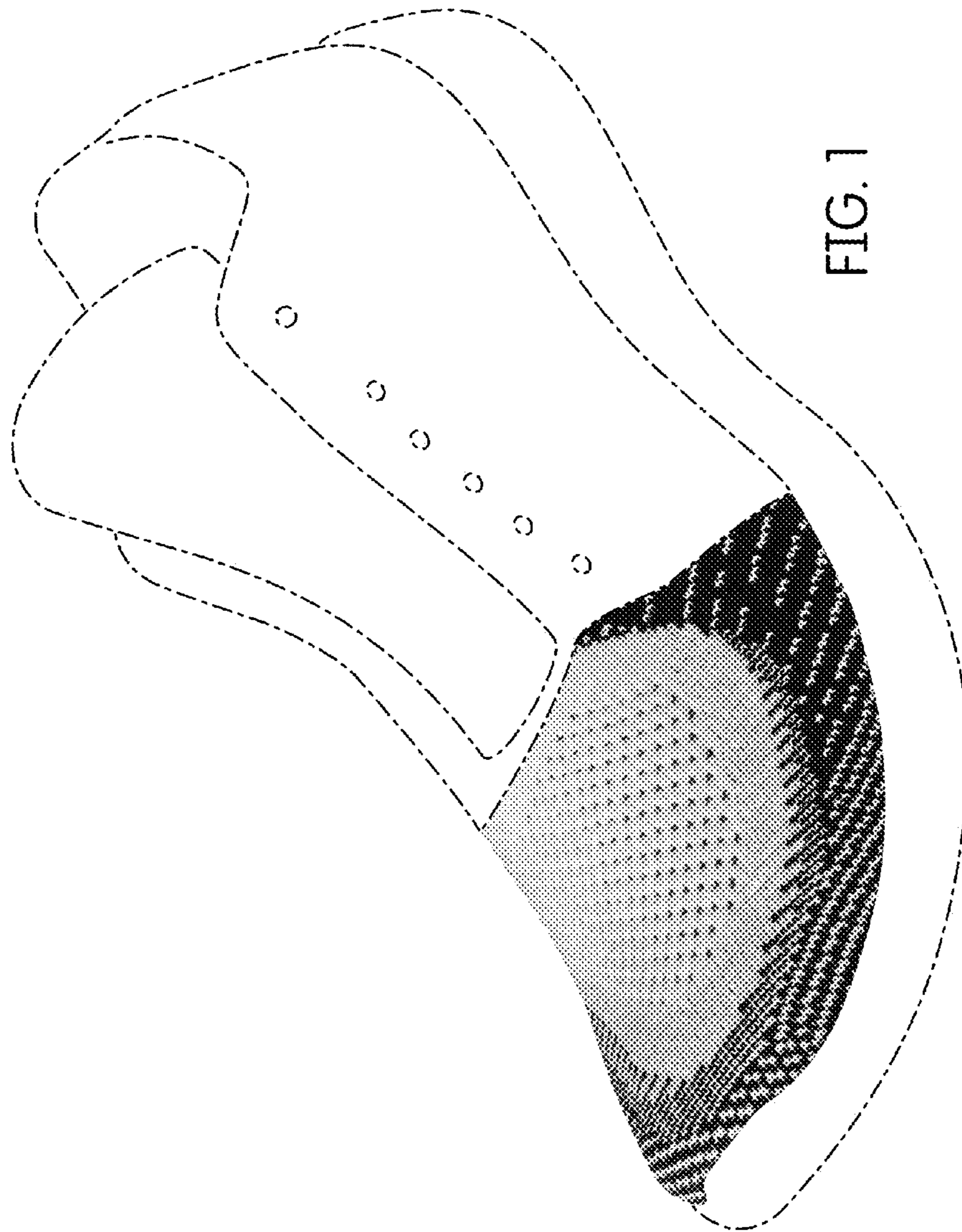


FIG. 1

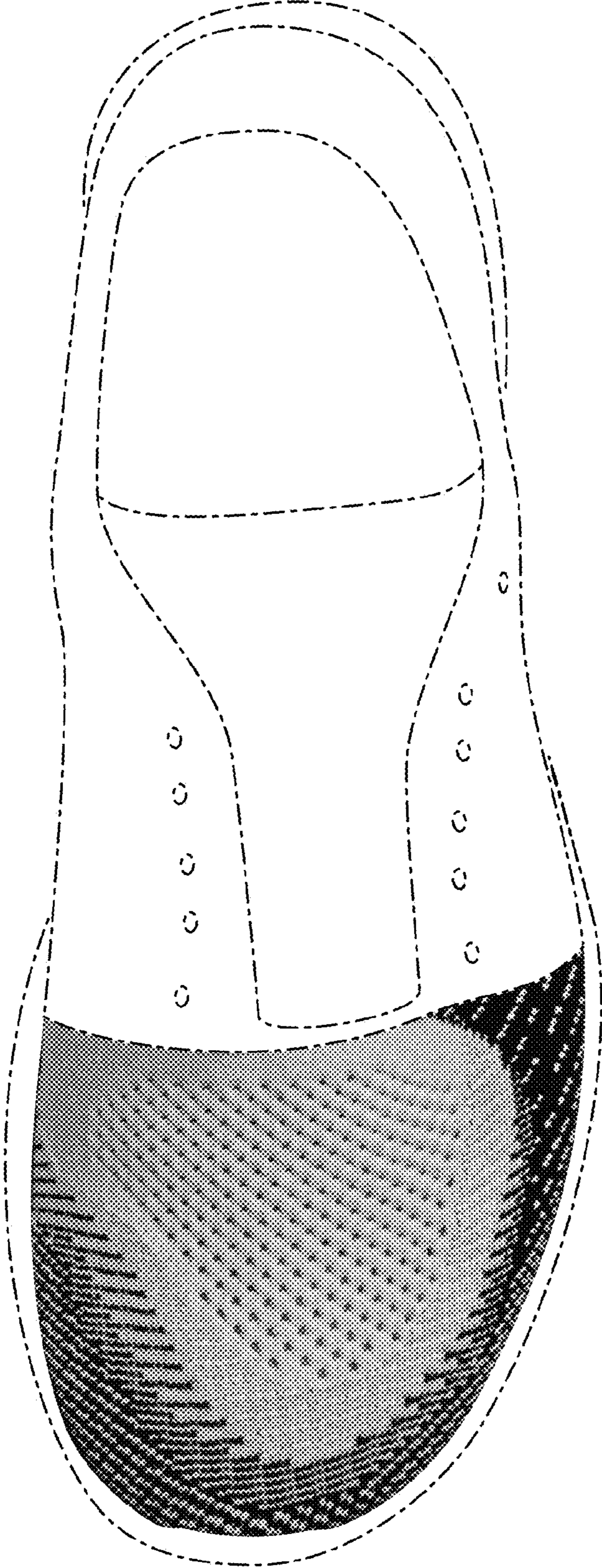


FIG. 2

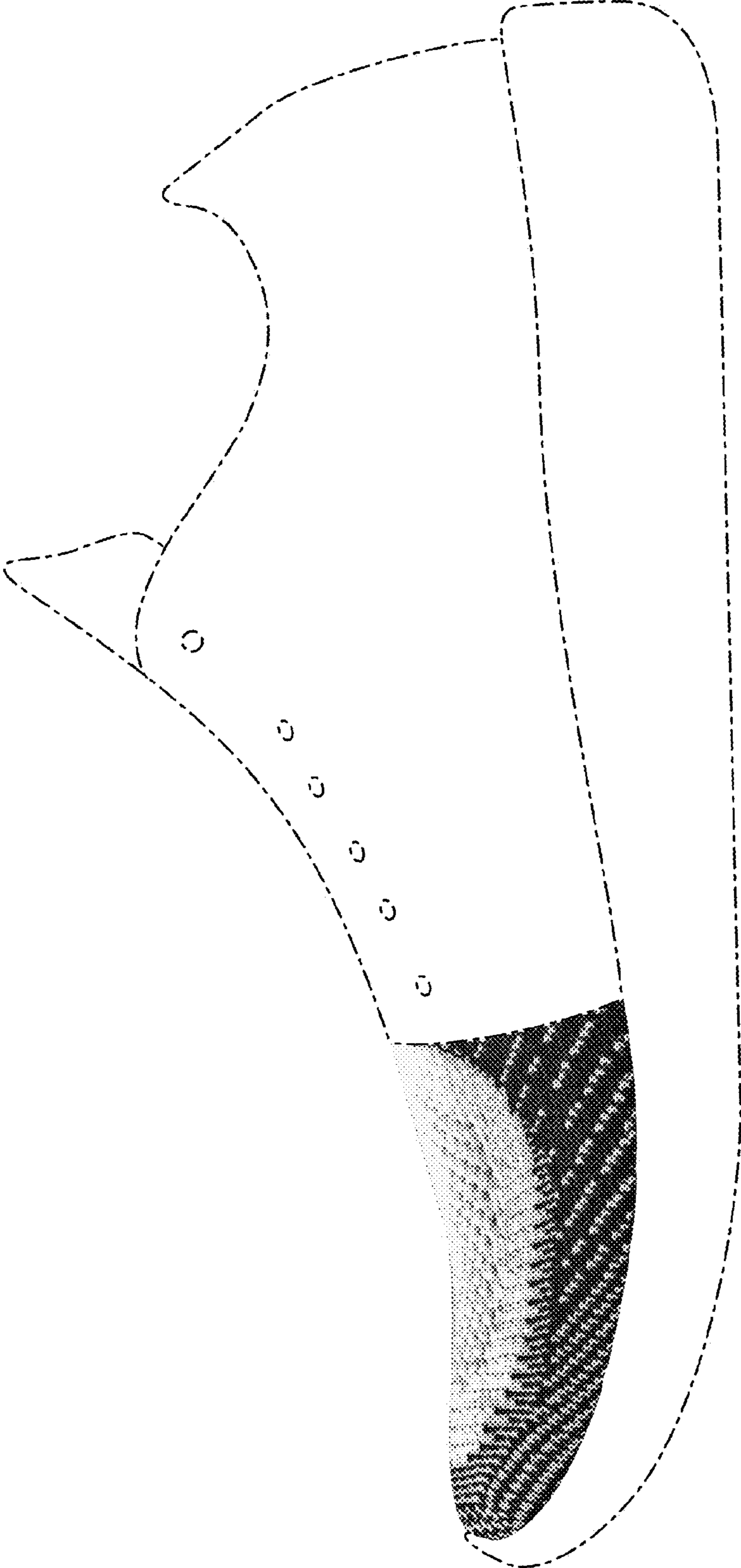


FIG. 3

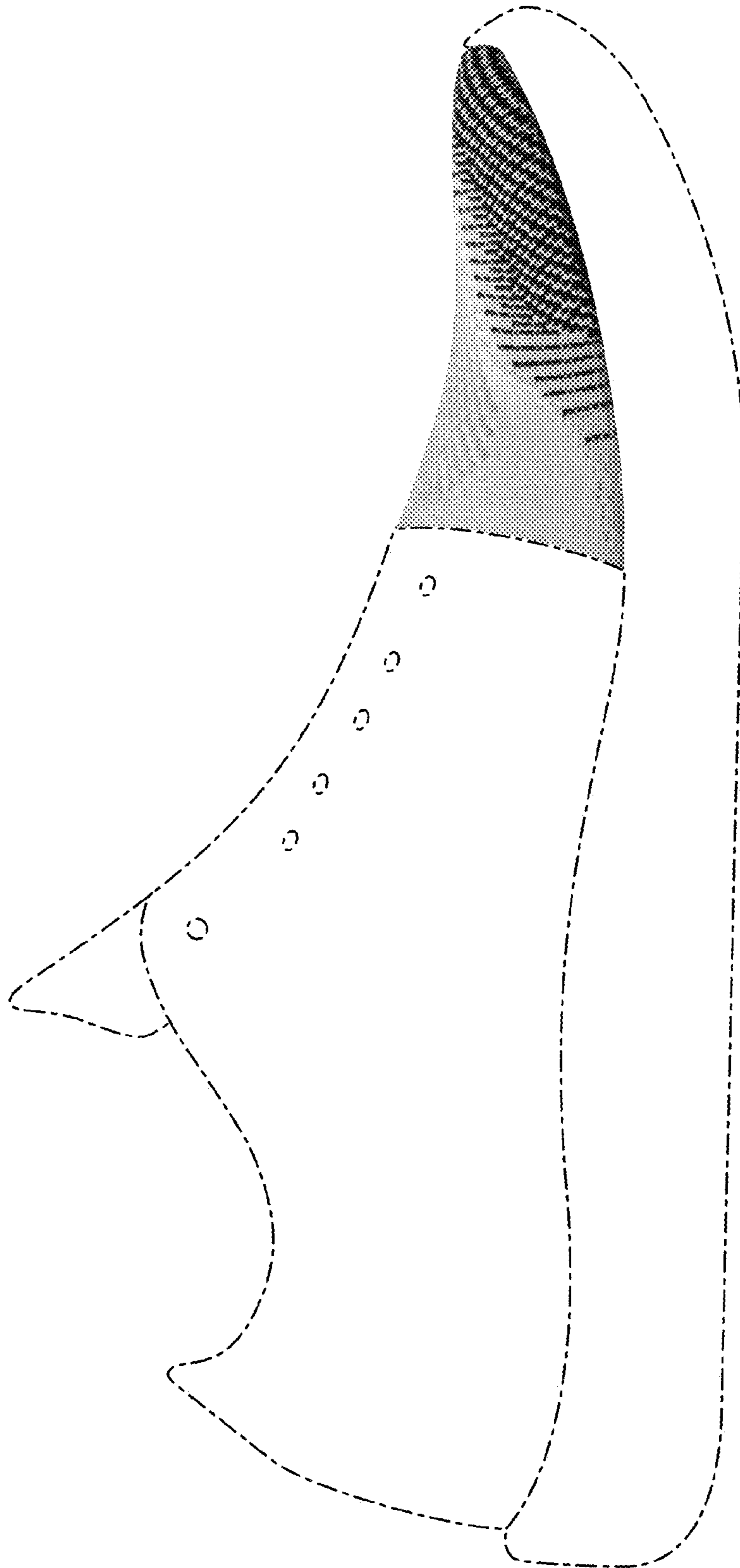


FIG. 4

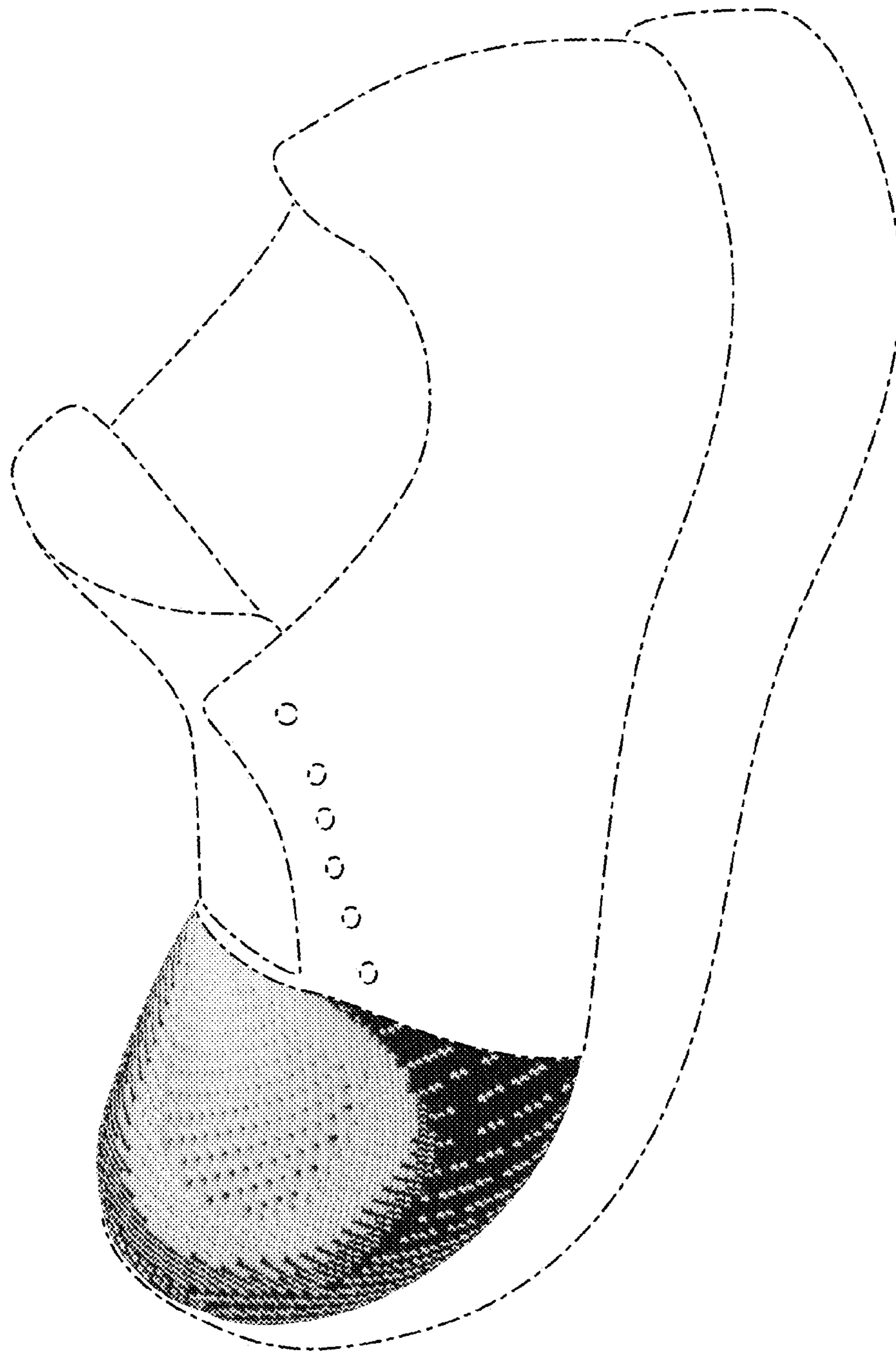


FIG. 5