

US00D701024S

(12) **United States Design Patent**
Youngs et al.

(10) **Patent No.:** **US D701,024 S**
(45) **Date of Patent:** **** Mar. 18, 2014**

(54) **OUTSOLE AND TOE CAP AND WELT FOR FOOTWEAR**

(75) Inventors: **Bryan Youngs**, Portland, OR (US);
Kelly Wallrich, Lake Oswego, OR (US);
Erin Sander, Lake Oswego, OR (US)

(73) Assignee: **Keen, Inc.**, Portland, OR (US)

(**) Term: **14 Years**

(21) Appl. No.: **29/381,377**

(22) Filed: **Dec. 17, 2010**

(51) **LOC (10) Cl.** **02-04**

(52) **U.S. Cl.**
USPC **D2/946**

(58) **Field of Classification Search**
USPC D2/896, 902, 909, 910, 911, 912, 914,
D2/915, 943, 944, 946, 947, 951, 953, 960,
D2/970, 972, 977, 978; 36/83, 113, 114,
36/115, 117.1, 117.2, 117.5, 126-131, 14,
36/21, 32 R, 25 R, 45, 57, 58, 77 R, 77 M,
36/78, 72 R, 73

See application file for complete search history.

(56) **References Cited**

U.S. PATENT DOCUMENTS

122,969	A *	1/1872	Sage	36/72 R
280,264	A *	6/1883	Walker	36/72 R
1,726,198	A *	8/1929	Stahl	36/128
2,007,728	A *	7/1935	Ranauro	36/72 R
2,325,741	A *	8/1943	Chertok	36/72 R
5,237,758	A *	8/1993	Zachman	36/32 R
5,331,751	A *	7/1994	Harwood	36/77 R
D511,617	S *	11/2005	Matis	D2/977
D559,508	S *	1/2008	Cintron	D2/953
D559,509	S *	1/2008	Hayes	D2/954
D587,885	S *	3/2009	Campbell	D2/946

D588,345	S *	3/2009	Campbell	D2/946
D616,182	S *	5/2010	Nelson	D2/913
D622,051	S *	8/2010	Leleu	D2/972
D624,291	S *	9/2010	Henderson	D2/946
D624,735	S *	10/2010	Raysse	D2/946
D636,566	S *	4/2011	Frantz	D2/946
D639,545	S *	6/2011	Weiss	D2/977
D643,189	S *	8/2011	Teteriatnikov	D2/946
D644,418	S *	9/2011	Yi	D2/946
D644,824	S *	9/2011	Leleu	D2/946
D653,842	S *	2/2012	Weiss	D2/946

* cited by examiner

Primary Examiner — Elizabeth J Oswecki

(74) *Attorney, Agent, or Firm* — Alleman Hall McCoy Russell & Tuttle LLP

(57) **CLAIM**

We claim the ornamental design for an outsole and toe cap and welt for footwear, as shown and described.

DESCRIPTION

FIG. 1 is a front perspective view of an outsole and toe cap and welt for footwear showing our new design.

FIG. 2 is a right side view thereof.

FIG. 3 is a left side view thereof.

FIG. 4 is a top view thereof.

FIG. 5 is a bottom view thereof.

FIG. 6 is a front view thereof; and,

FIG. 7 is a rear view thereof.

The broken lines shown in the drawings of FIGS. 1-7 represent portions of the outsole and toe cap and welt for footwear that form no part of the claimed design. The shaded surface area up to the boundary line on the toe cap, the two solid lines on either side of the toe cap and the bottom welt shown in three solid lines around the base of the shoe form part of the claimed design.

1 Claim, 5 Drawing Sheets






FIG. 1



FIG. 2



FIG. 3

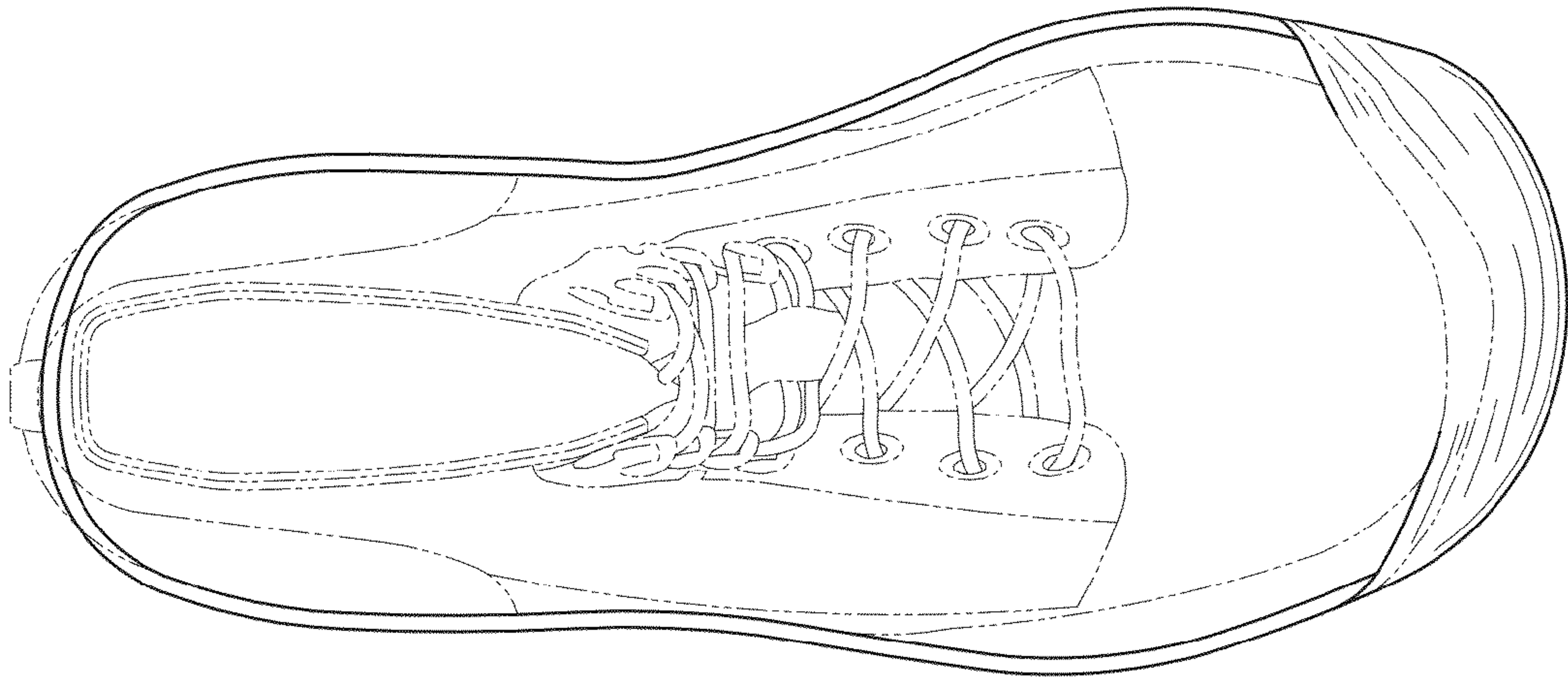


FIG. 4

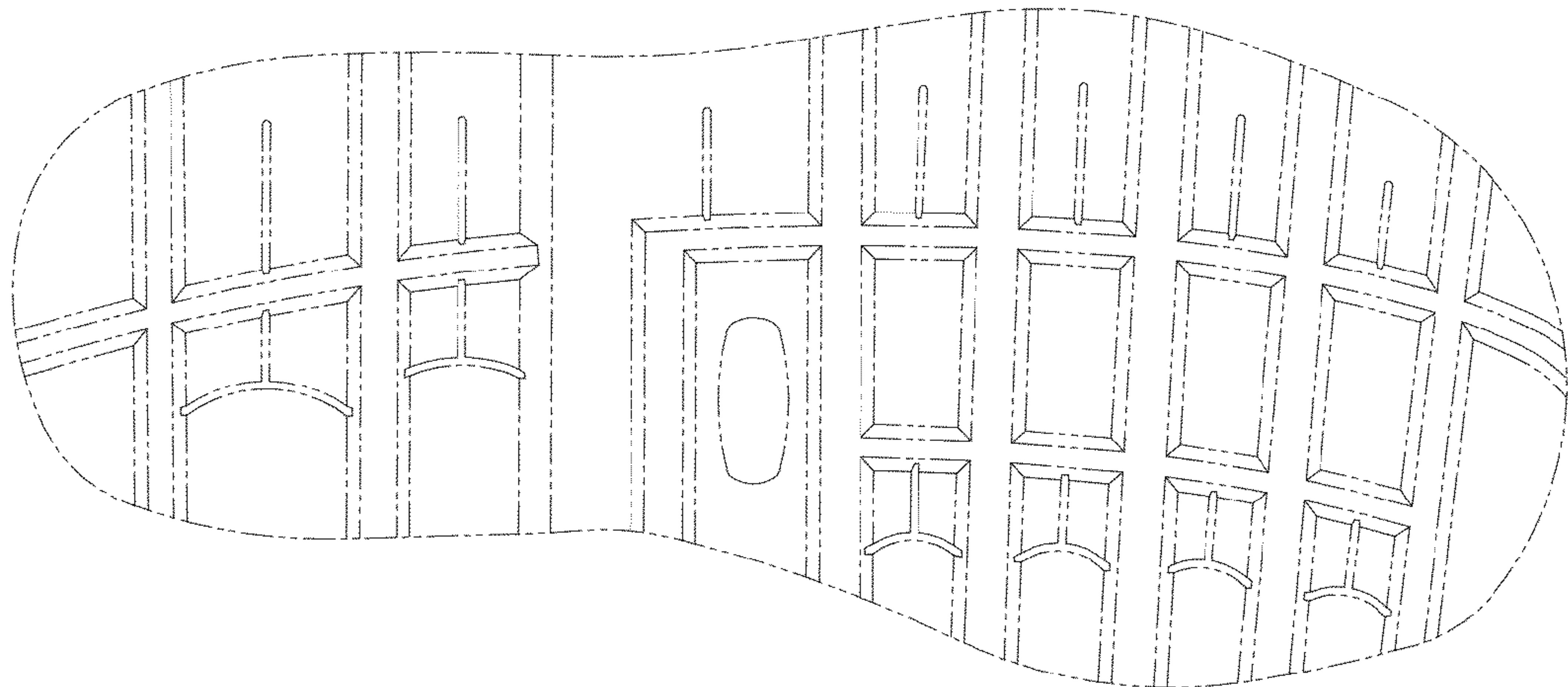


FIG. 5

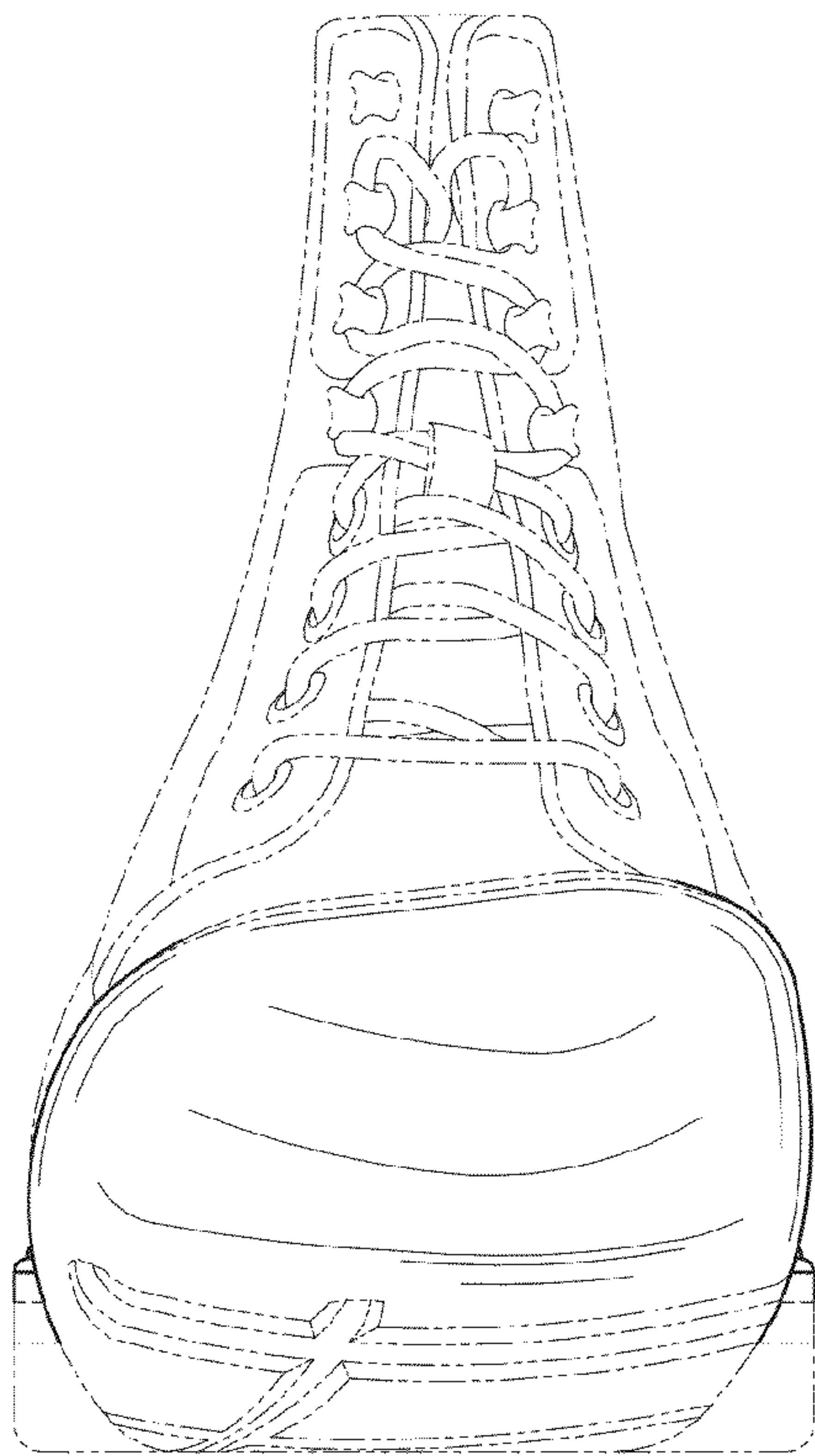


FIG. 6

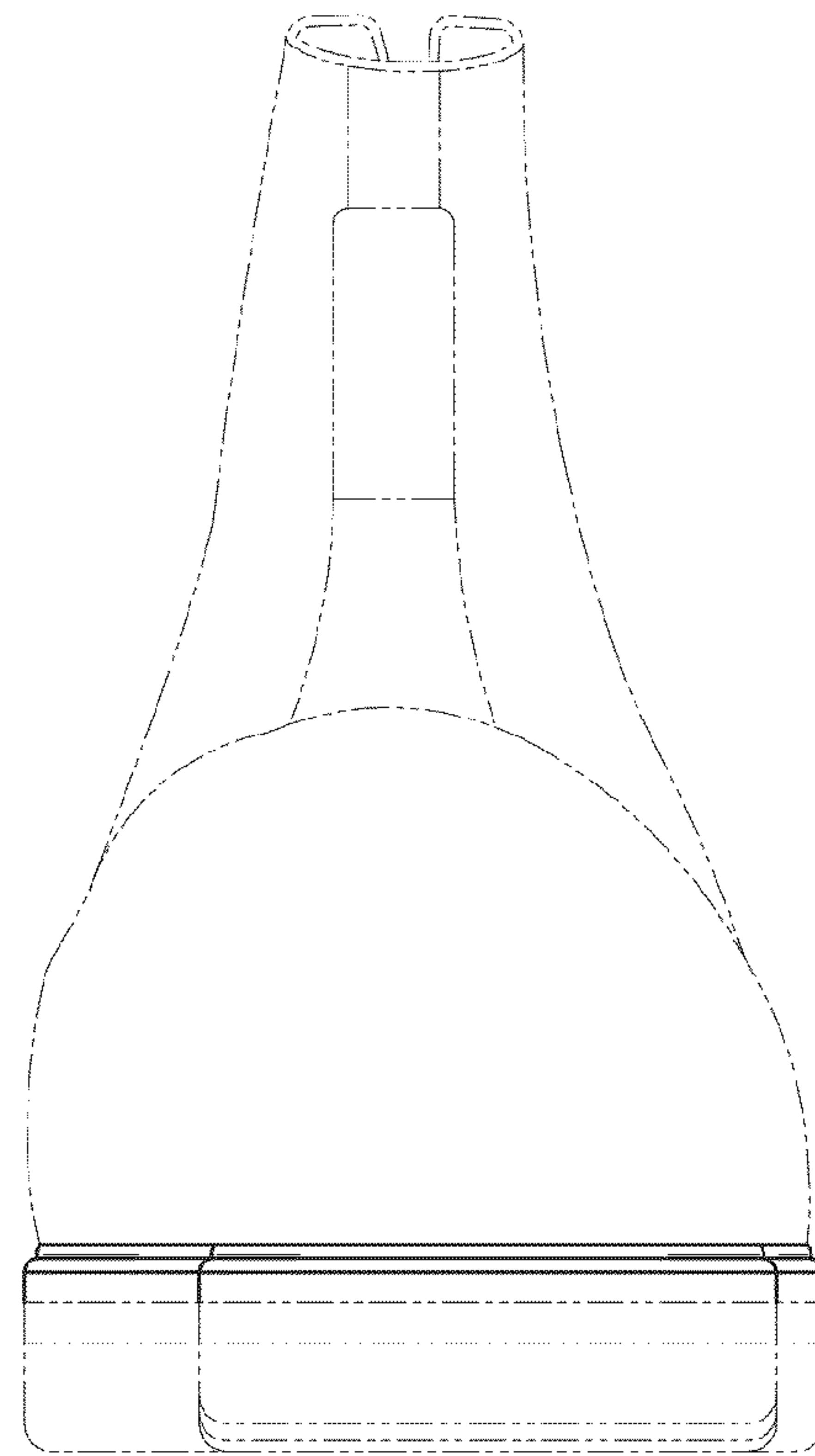


FIG. 7