



US00D701014S

(12) **United States Design Patent**
Marsden et al.

(10) **Patent No.:** **US D701,014 S**
(45) **Date of Patent:** **** Mar. 11, 2014**

- (54) **HANDLE**
- (75) Inventors: **Andrew K. Marsden**, Avon, OH (US);
Mark R. Eichelberger, Lakewood, OH (US)
- (73) Assignee: **The Sherwin-Williams Company**,
Cleveland, OH (US)
- (**) Term: **14 Years**
- (21) Appl. No.: **29/431,671**
- (22) Filed: **Sep. 10, 2012**
- (51) **LOC (10) Cl.** **07-07**
- (52) **U.S. Cl.**
USPC **D32/53; D8/107**
- (58) **Field of Classification Search**
USPC D32/53-54; D8/107; 16/444, 446,
16/110.1, 425; 220/752, 760
See application file for complete search history.

D631,630 S *	1/2011	Berti	D32/53
D652,596 S *	1/2012	Manuel	D32/53
D655,471 S *	3/2012	Schnatter	D32/53
D685,559 S *	7/2013	Kessler	D32/53
8,490,251 B2 *	7/2013	Manuel	16/444

* cited by examiner

Primary Examiner — Robin V Webster

(74) *Attorney, Agent, or Firm* — Deron A. Cook; Robert E. McDonald; Eryn Ace Fuhrer

(57) **CLAIM**

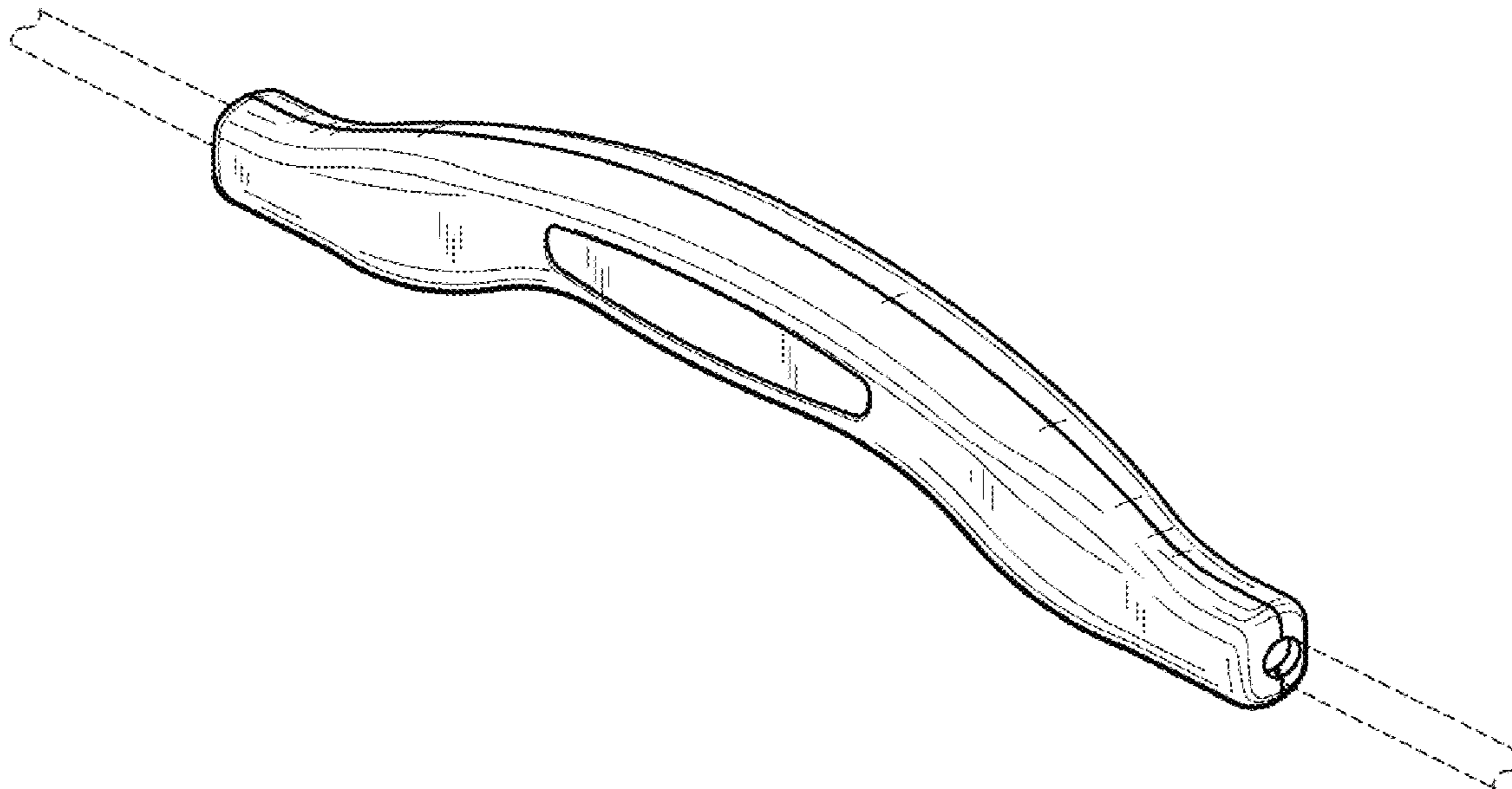
The ornamental design for a handle, as shown and described.

DESCRIPTION

FIG. 1 is a perspective view of the handle;
 FIG. 2 is a top view of the handle;
 FIG. 3 is a right side view of the handle, which is identical to the left side view;
 FIG. 4 is a first end view of the handle, which is identical to the second end view; and,
 FIG. 5 is a bottom view of the handle.
 The broken lines shown in the figures are for illustrative purposes only and form no part of the claimed design.

1 Claim, 1 Drawing Sheet

- (56) **References Cited**
U.S. PATENT DOCUMENTS
1,959,262 A * 5/1934 Colabrese 220/632
D419,735 S * 1/2000 Del Real D32/53
D544,669 S * 6/2007 Casteel et al. D32/53
7,805,813 B1 * 10/2010 Bunyard 16/425



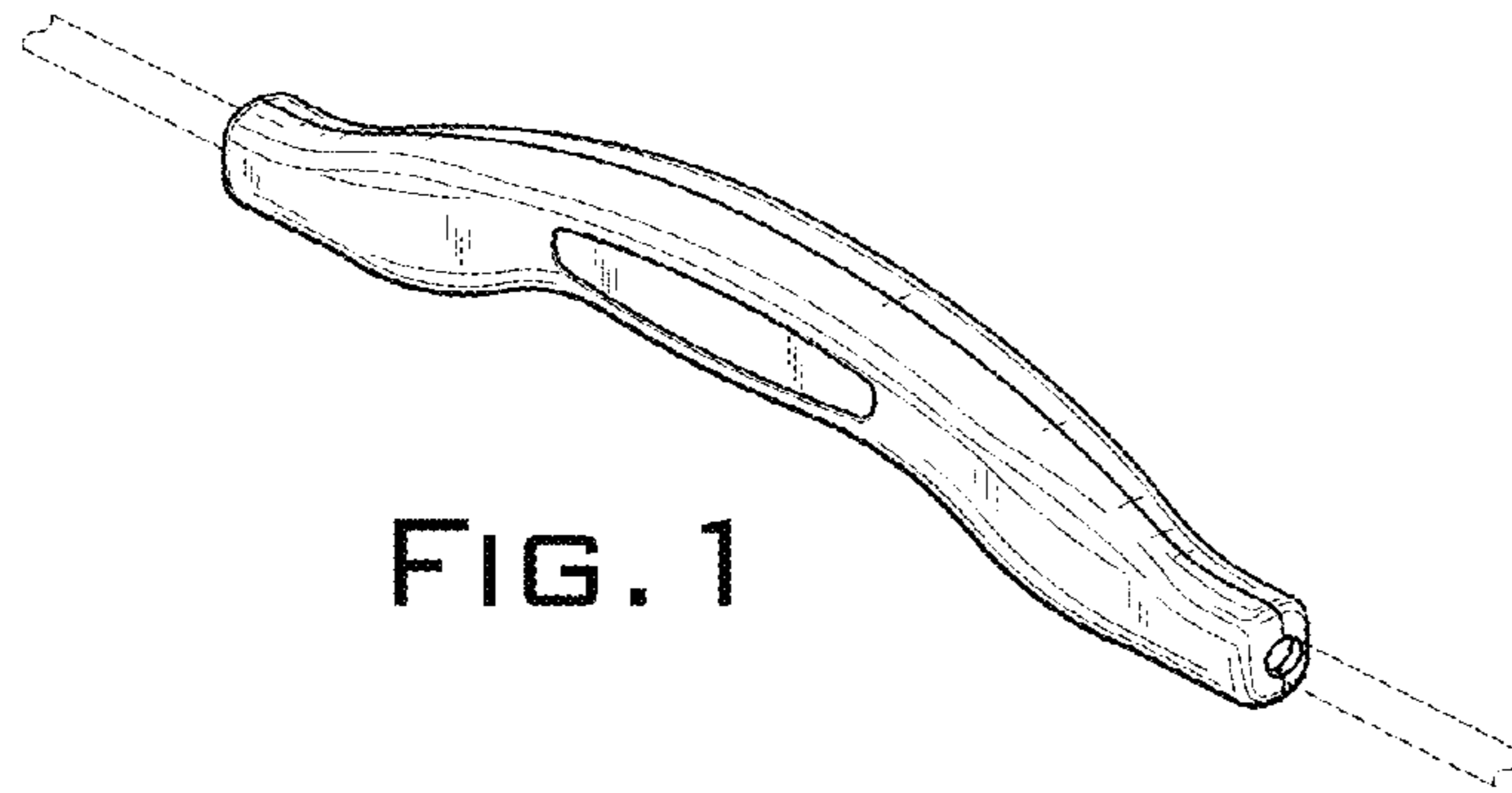


FIG. 1




FIG. 2

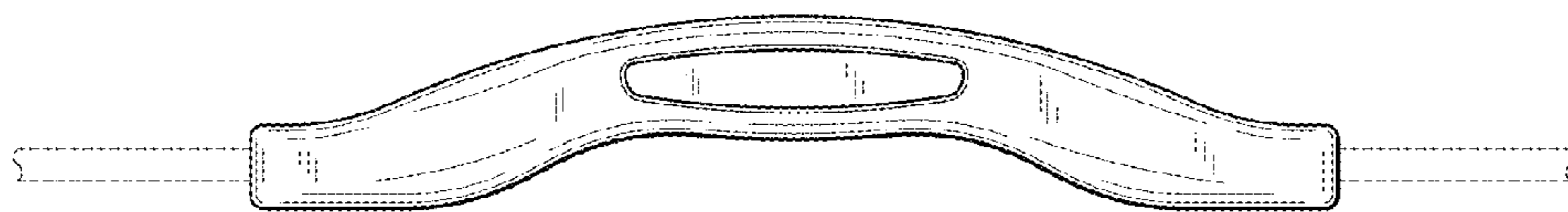


FIG. 3

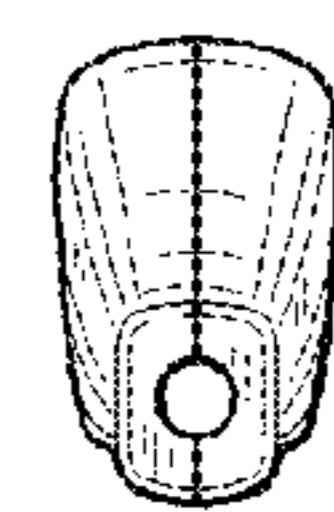


FIG. 4

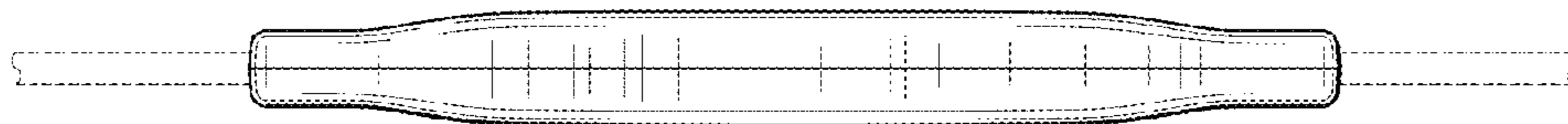


FIG. 5