



US00D701008S

(12) **United States Design Patent**
Fanelli et al.

(10) **Patent No.:** **US D701,008 S**
(45) **Date of Patent:** **** Mar. 11, 2014**

(54) **FINGER MITT**

(71) Applicants: **Alan T. Fanelli**, East Lyme, CT (US);
Carol Kamm, East Lyme, CT (US)

(72) Inventors: **Alan T. Fanelli**, East Lyme, CT (US);
Carol Kamm, East Lyme, CT (US)

(**) Term: **14 Years**

(21) Appl. No.: **29/440,190**

(22) Filed: **Dec. 19, 2012**

(51) **LOC (10) Cl.** **30-99**

(52) **U.S. Cl.**
USPC **D30/158**; D4/103; D29/114; D2/623

(58) **Field of Classification Search**
USPC D30/158, 199; D4/103; D2/623;
D29/114; D24/119; 604/1, 310;
606/161; 473/61; 15/104.94, 227;
2/161.6, 21; 119/600
See application file for complete search history.

(56) **References Cited**

U.S. PATENT DOCUMENTS

2,092,987	A *	9/1937	Remington	15/227
3,229,690	A *	1/1966	Scholl	128/894
3,934,299	A *	1/1976	Regester	15/104.94
4,908,881	A *	3/1990	Field	2/21
5,045,073	A *	9/1991	Wagner	604/310
5,554,076	A *	9/1996	Clark	473/61
5,720,048	A *	2/1998	Perez	2/161.6

5,765,252	A *	6/1998	Carr	15/104.94
5,807,301	A *	9/1998	Nadam	604/1
6,019,773	A *	2/2000	Denmark	606/161
6,695,802	B1 *	2/2004	Thompson	604/1
D576,796	S *	9/2008	Roman	D4/103
7,789,845	B1 *	9/2010	Meliti	604/1
7,895,695	B2 *	3/2011	Bernini et al.	15/104.94

* cited by examiner

Primary Examiner — Caron D Veynar

Assistant Examiner — Martie K Holtje

(74) *Attorney, Agent, or Firm* — Coleman & MacDonald
Law Office; Donald J. MacDonald

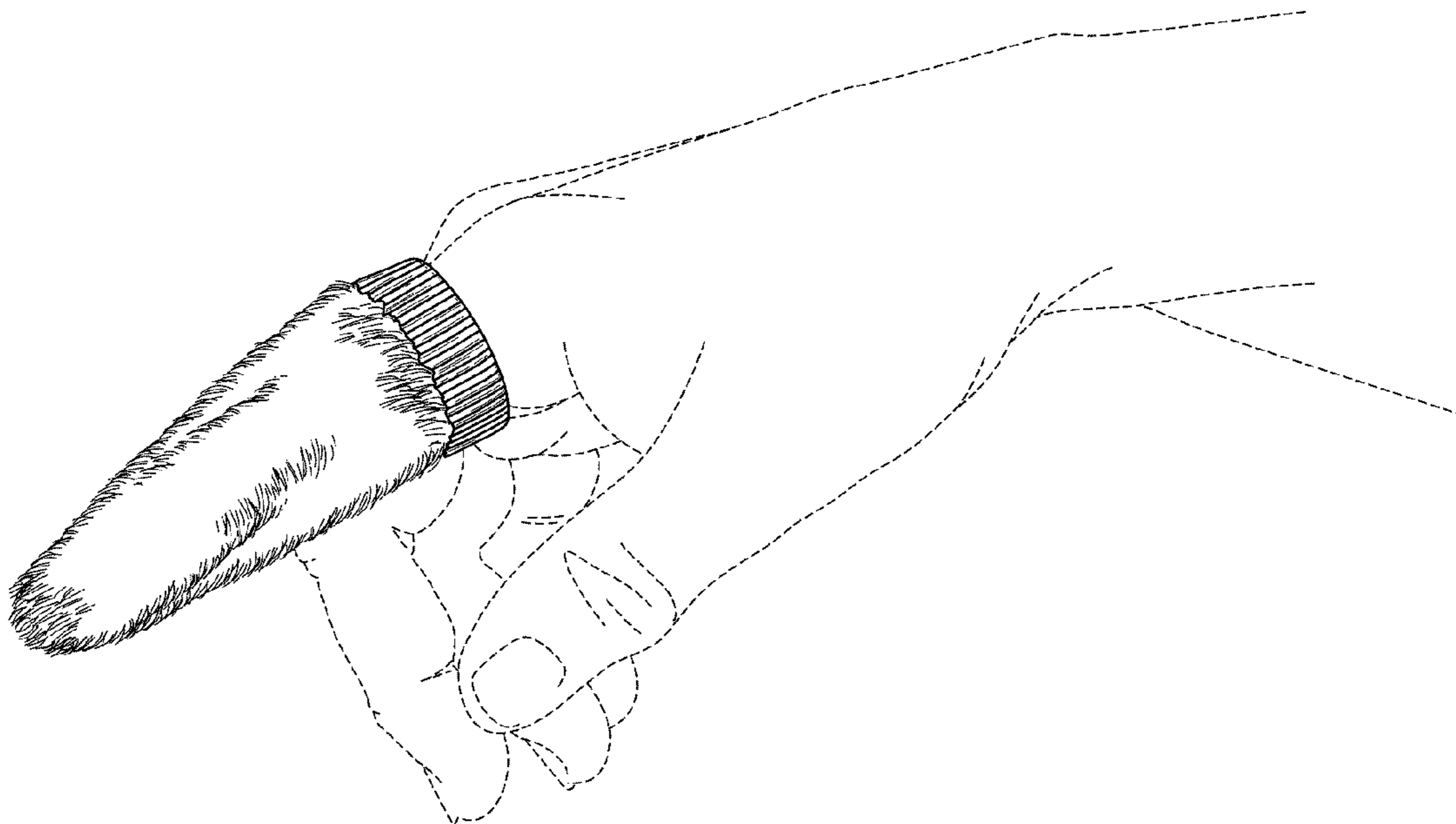
(57) **CLAIM**

The ornamental design for a finger mitt, as shown and described.

DESCRIPTION

FIG. 1 is a perspective view of a finger mitt according to our new design shown as worn on a finger of a user; FIG. 2 is a right side view of the finger mitt of FIG. 1; FIG. 3 is a left side view of the finger mitt of FIG. 1; FIG. 4 is a front view of the finger mitt of FIG. 1; FIG. 5 is a rear view of the finger mitt of FIG. 1; FIG. 6 is a top view of the finger mitt of FIG. 1; and, FIG. 7 is a bottom view of the finger mitt of FIG. 1. The hand depicted by broken lines in FIG. 1 has been shown for the purpose of illustrating environment that forms no part of the claimed design.

1 Claim, 2 Drawing Sheets



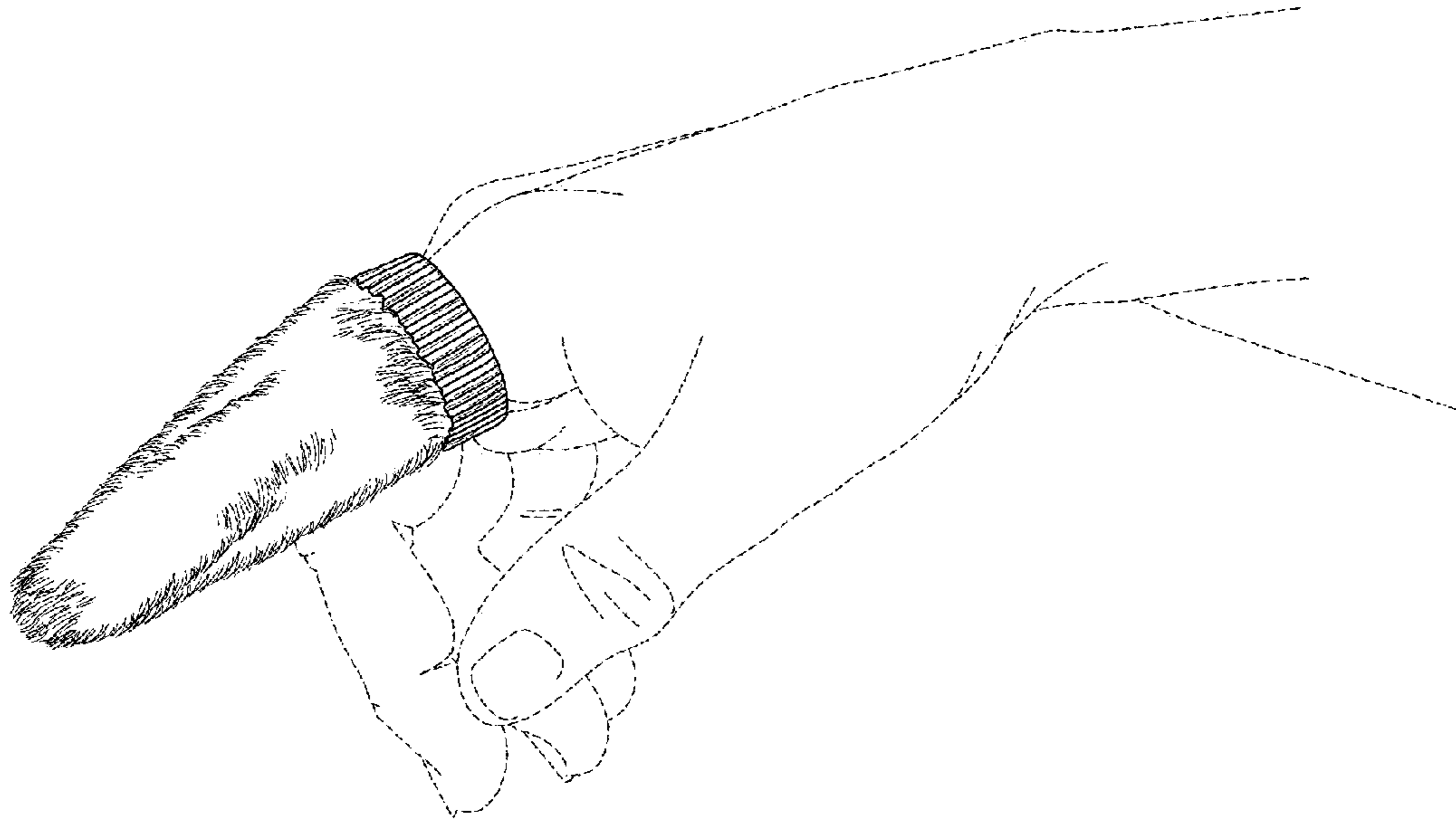


FIG. 1




FIG. 2




FIG. 3

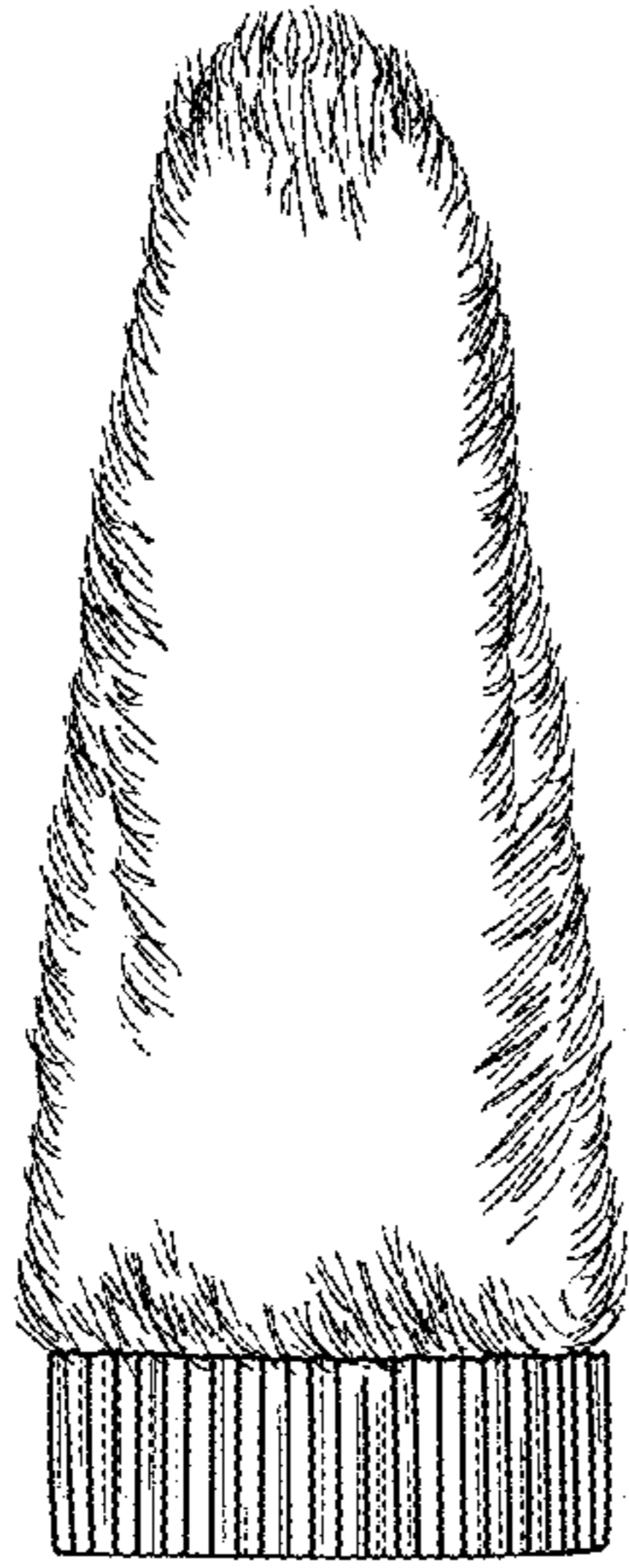


FIG. 4

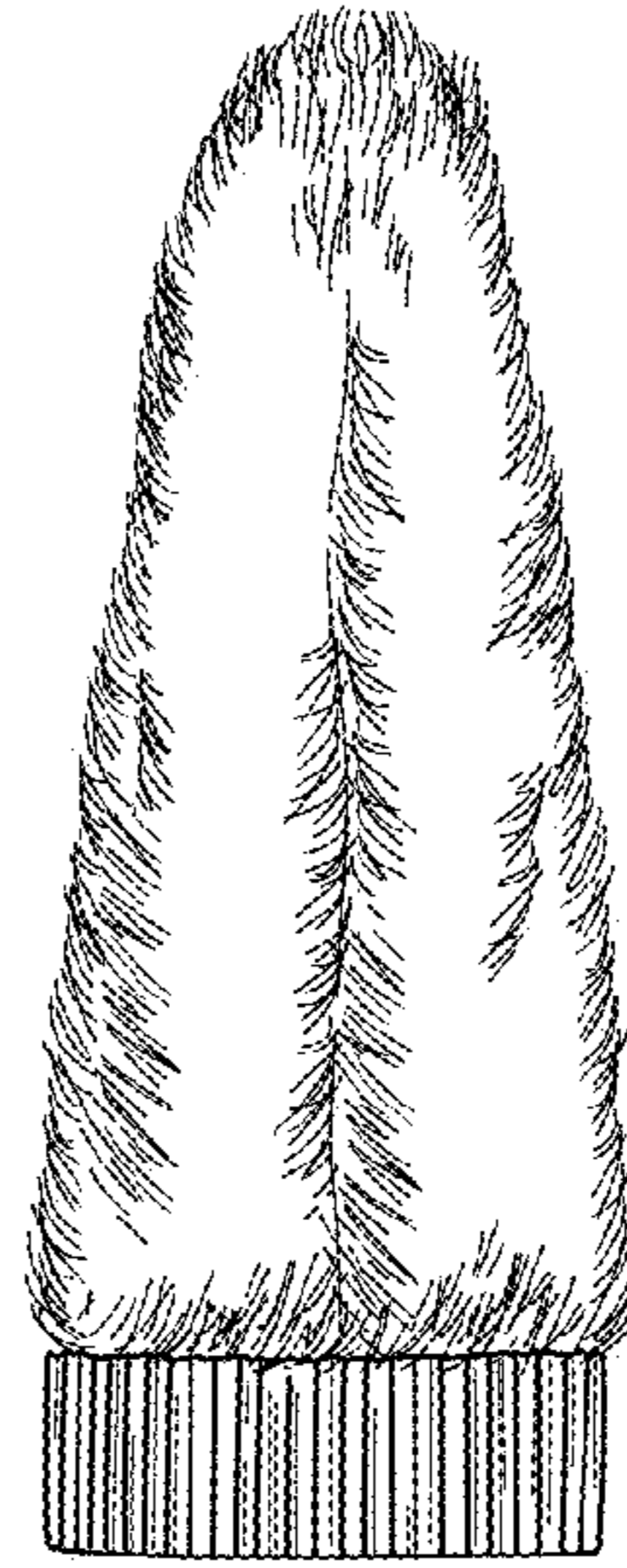


FIG. 5




FIG. 6

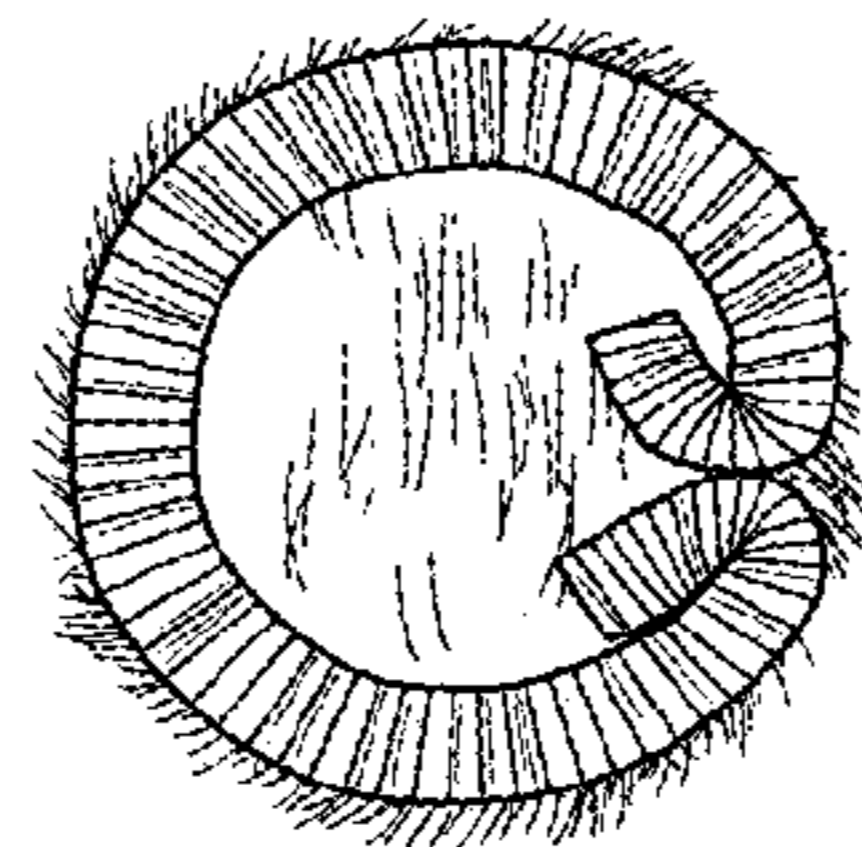


FIG. 7