



US00D700995S

(12) **United States Design Patent**
Lee et al.

(10) **Patent No.:** **US D700,995 S**
(45) **Date of Patent:** **** Mar. 11, 2014**

(54) **RAZOR HANDLE**

(71) Applicant: **ADKM Inc.**, New York, NY (US)

(72) Inventors: **Stuart Harvey Lee**, Forest Hills, NY (US); **Jochen Rainer Schaeppers**, New York, NY (US); **Andy Katz-Mayfield**, Santa Monica, CA (US); **Jeffrey Jacob Raider**, New York, NY (US)

(73) Assignee: **ADKM Inc.**, New York, NY (US)

(**) Term: **14 Years**

(21) Appl. No.: **29/447,838**

(22) Filed: **Mar. 7, 2013**

(51) **LOC (10) Cl.** **28-03**

(52) **U.S. Cl.**
USPC **D28/48**

(58) **Field of Classification Search**
USPC 30/32, 34.05, 34.1–34.2, 41.9, 40–40.2,
30/41, 42–46, 47–52, 57–84, 526–541,
30/346.5–346.61; D28/44–48;
D7/642–664
See application file for complete search history.

(56) **References Cited**

U.S. PATENT DOCUMENTS

3,626,591 A * 12/1971 Robey 30/54
D310,889 S * 9/1990 Concialdi D28/45
D370,305 S * 5/1996 Wonderley D28/48

D439,807 S * 4/2001 Maiello D7/653
D563,046 S * 2/2008 Provost et al. D28/48
D615,708 S * 5/2010 Lukan D28/48
D636,531 S * 4/2011 Wilson D28/46
D656,676 S * 3/2012 Cavazos Jimenez et al. .. D28/48

* cited by examiner

Primary Examiner — Jennifer Rivard

(74) *Attorney, Agent, or Firm* — Florek & Endres PLLC

(57) **CLAIM**

The ornamental design for a razor handle, as shown and described.

DESCRIPTION

FIG. 1 is a perspective view of the razor handle of the present invention.

FIG. 2 is a left elevation view of the razor handle of the present invention shown on its side.

FIG. 3 is a right elevation view of the razor handle of the present invention shown on its side.

FIG. 4 is a rear elevation view of the razor handle of the present invention.

FIG. 5 is a front elevation view of the razor handle of the present invention.

FIG. 6 is a top plan view of the razor handle of the present invention; and,

FIG. 7 is a bottom plan view of the razor handle of the present invention.

The broken lines are included for the purpose of illustrating the environment of the claim and form no part of the claimed design.

1 Claim, 5 Drawing Sheets



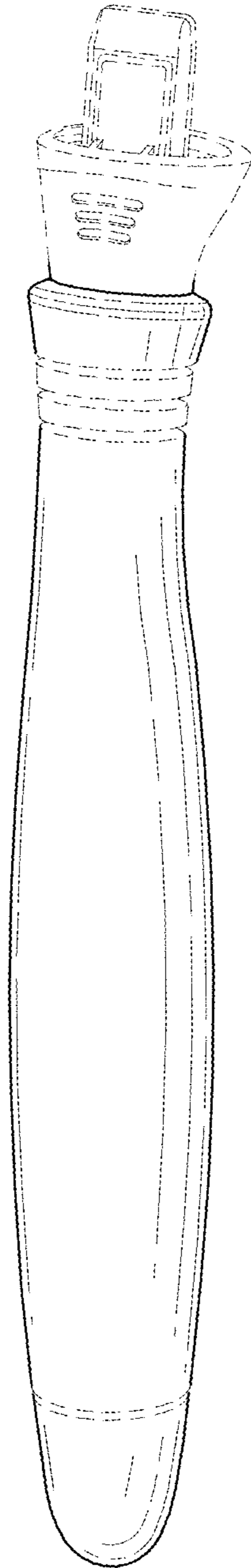


FIG. 1

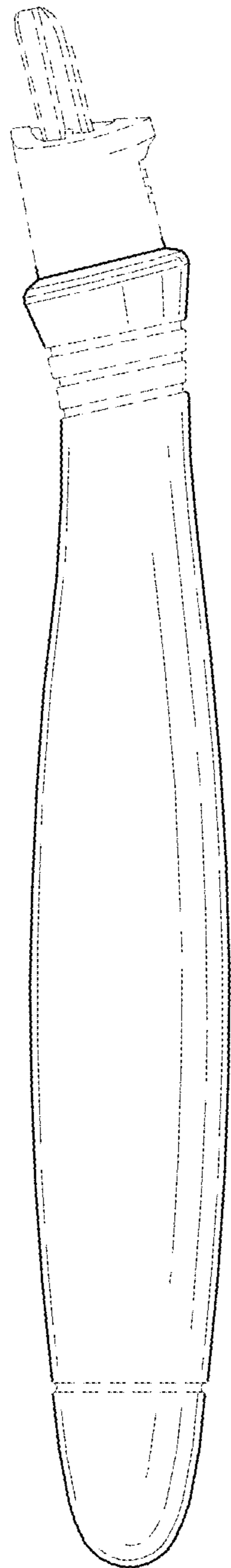


FIG. 2

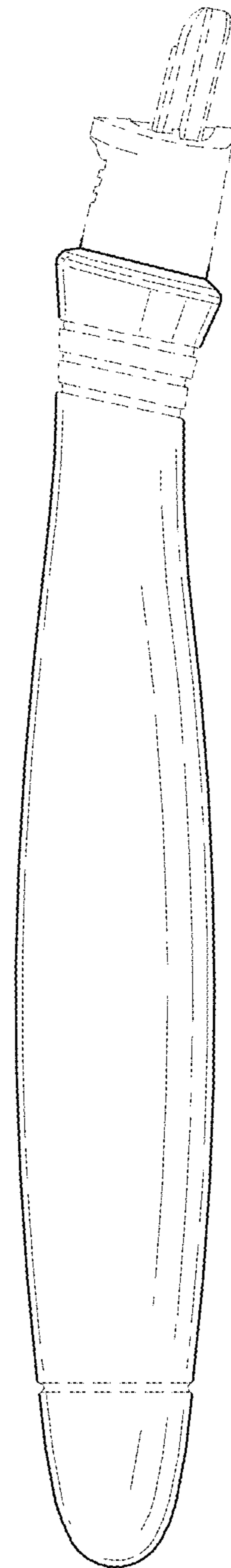


FIG. 3

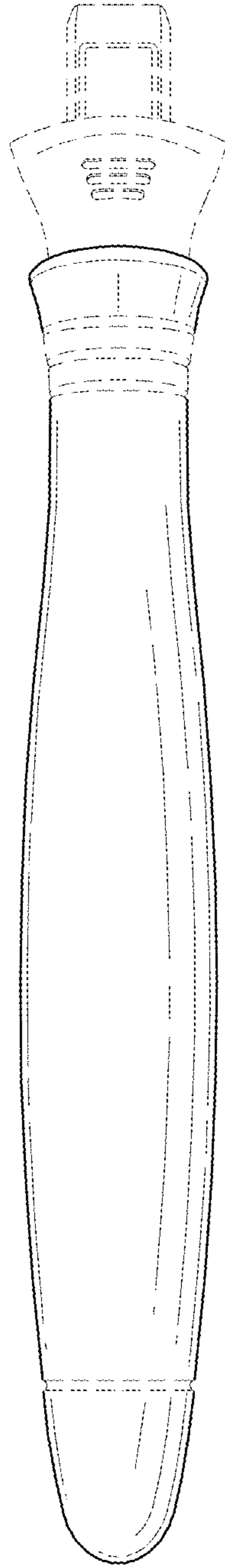


FIG. 4

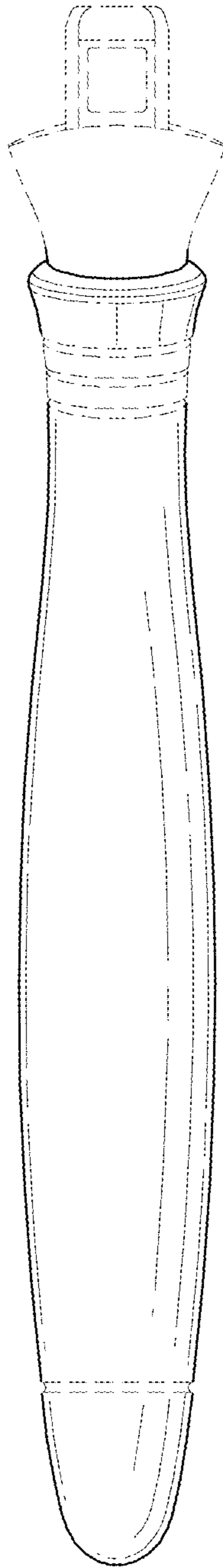


FIG. 5

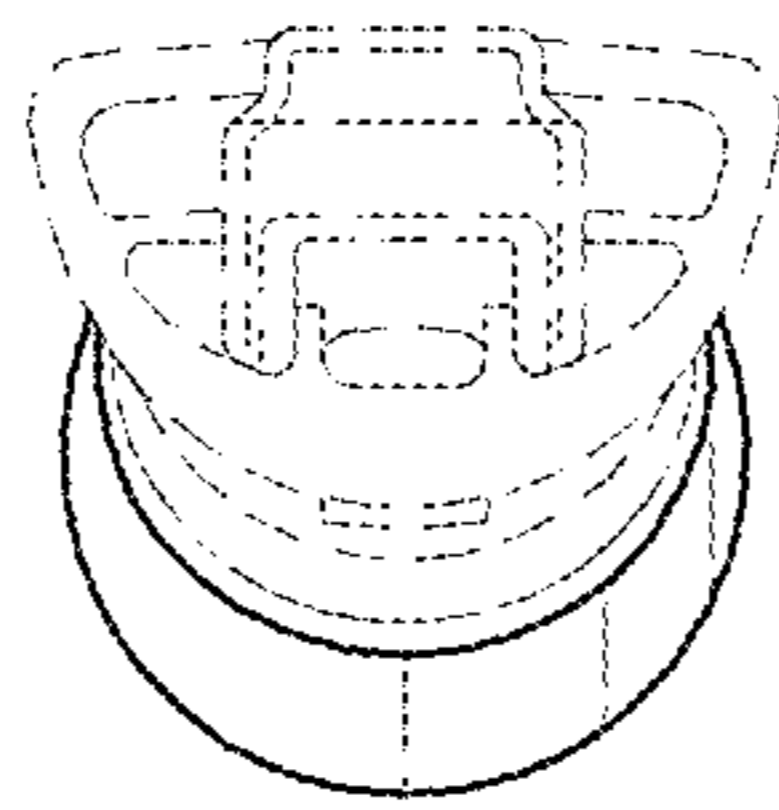


FIG. 6

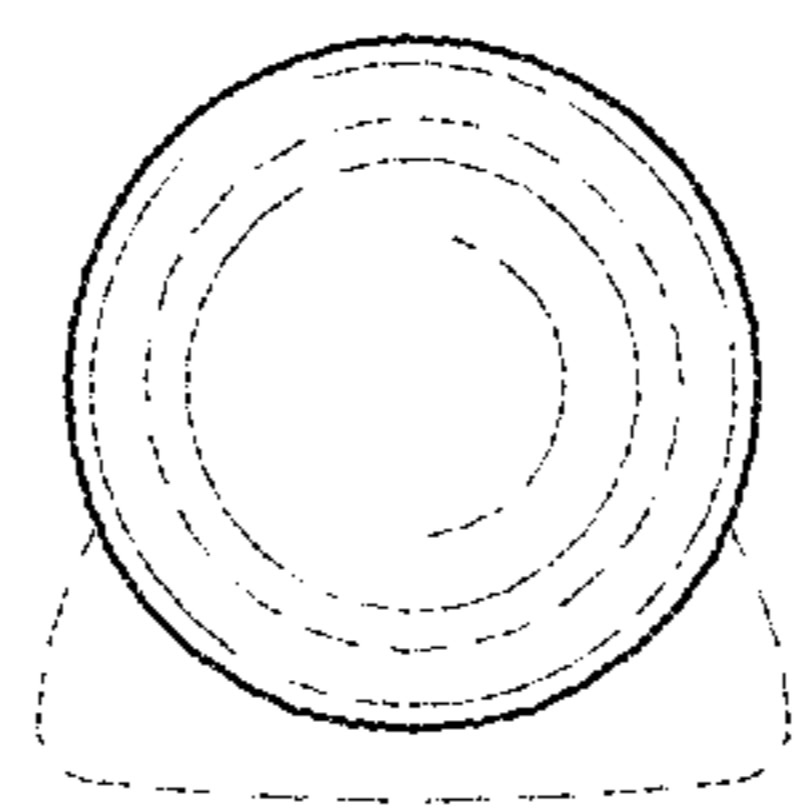


FIG. 7