



US00D700950S

(12) **United States Design Patent**
Wortley et al.

(10) **Patent No.:** **US D700,950 S**
(45) **Date of Patent:** **** Mar. 11, 2014**

- (54) **APPLICATOR**
- (71) Applicants: **Russell B. Wortley**, Kenosha, WI (US);
Michael E. Klinkhammer, Racine, WI (US);
Douglas A. Soller, Racine, WI (US);
William J. Rice, Antioch, IL (US);
Tanya M. Jacobs, Deforest, WI (US)
- (72) Inventors: **Russell B. Wortley**, Kenosha, WI (US);
Michael E. Klinkhammer, Racine, WI (US);
Douglas A. Soller, Racine, WI (US);
William J. Rice, Antioch, IL (US);
Tanya M. Jacobs, Deforest, WI (US)
- (73) Assignee: **S.C. Johnson & Son, Inc.**, Racine, WI (US)

4,362,000	A	12/1982	Poore
D293,263	S	12/1987	Ronayne
4,963,045	A	10/1990	Willcox
5,019,346	A	5/1991	Richter et al.
5,312,624	A	5/1994	Richter et al.
D400,642	S	11/1998	Morice et al.
6,037,319	A	3/2000	Dickler et al.
6,136,776	A	10/2000	Dickler et al.
D436,532	S	1/2001	Richardson
6,378,274	B1	4/2002	Harbour
6,499,597	B2	12/2002	Edwards et al.
D479,097	S	9/2003	Willis
6,667,286	B1	12/2003	Dettinger et al.
6,898,921	B2	5/2005	Duffield
6,948,193	B2	9/2005	Hsu
7,105,478	B2	9/2006	Guzmann et al.

(Continued)

- (**) Term: **14 Years**
- (21) Appl. No.: **29/464,156**
- (22) Filed: **Aug. 13, 2013**

FOREIGN PATENT DOCUMENTS

EP	2141221	A1	1/2010
EP	1901972	B1	3/2010

(Continued)

OTHER PUBLICATIONS

PCT/US2011/001411 International Search Report dated Nov. 30, 2011.

Primary Examiner — Robin V Webster

- Related U.S. Application Data**
- (62) Division of application No. 29/424,853, filed on Jun. 15, 2012, now Pat. No. Des. 690,793.
- (51) **LOC (10) Cl.** **23-01**
- (52) **U.S. Cl.**
USPC **D23/208**
- (58) **Field of Classification Search**
USPC D23/207, 208; D9/424; 206/0.5; 4/223,
4/225.1, 227.1, 227.2; 239/34, 53;
510/191, 192
See application file for complete search history.

(57) **CLAIM**

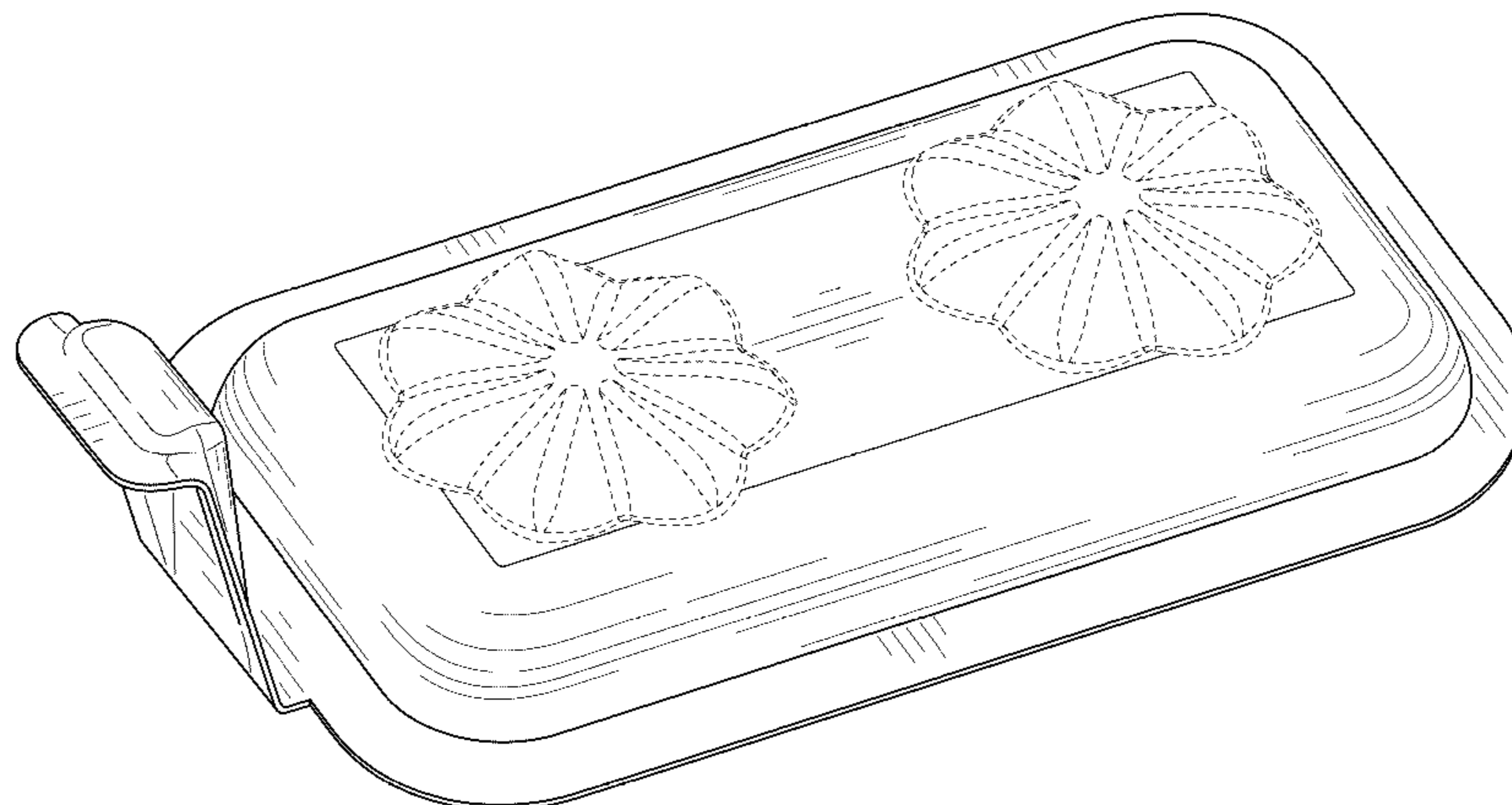
The ornamental design for an applicator, as shown and described.

DESCRIPTION

FIG. 1 is a top, front, left perspective view of an applicator showing our new design;
 FIG. 2 is a front view thereof;
 FIG. 3 is a rear view thereof;
 FIG. 4 is a right side view thereof;
 FIG. 5 is a left side view thereof; and,
 FIG. 6 is a top view thereof.
 The broken lines are for environmental purposes only and form no part of the claimed design.

- (56) **References Cited**
U.S. PATENT DOCUMENTS
- 3,386,793 A 6/1968 Stanton
- 3,424,380 A 1/1969 Curran
- 3,618,143 A 11/1971 Hill et al.
- 3,860,348 A 1/1975 Doyle
- 4,040,515 A 8/1977 Hessel et al.
- 4,254,871 A 3/1981 Poore

1 Claim, 4 Drawing Sheets



(56)

References Cited

U.S. PATENT DOCUMENTS

7,108,440 B1 9/2006 Gruenbacher et al.
 7,189,686 B2 3/2007 Burt et al.
 7,243,798 B2 7/2007 Buss
 7,273,841 B2 9/2007 Colurciello et al.
 7,424,797 B2 9/2008 Duffield
 7,448,496 B2 11/2008 Williams-Hartman
 7,469,519 B2 12/2008 Barthel et al.
 7,520,406 B2 4/2009 Jaichandra et al.
 7,625,856 B2 12/2009 Burt et al.
 D623,798 S 9/2010 Huynh
 D628,675 S 12/2010 Newman et al.
 2002/0195369 A1 12/2002 Bergman
 2004/0011693 A1 1/2004 Prenger et al.
 2004/0065679 A1 4/2004 Peuker et al.
 2006/0213801 A1 9/2006 Karaoren et al.
 2006/0260973 A1 11/2006 Macinnes et al.
 2007/0053737 A1 3/2007 Morris et al.

2008/0003052 A1 1/2008 Lee et al.
 2008/0057020 A1 3/2008 Evers et al.
 2008/0058239 A1 3/2008 Evers et al.
 2008/0058240 A1 3/2008 Evers et al.
 2008/0058241 A1 3/2008 Sarcinelli et al.
 2008/0092282 A1 4/2008 Altmann et al.
 2008/0099041 A1 5/2008 Evers et al.
 2008/0255017 A1 10/2008 Dettinger et al.
 2008/0313795 A1 12/2008 Lu
 2009/0188831 A1 7/2009 Blackman
 2009/0194451 A1 8/2009 Leiner et al.
 2009/0235443 A1 9/2009 Arora et al.
 2012/0037301 A1 2/2012 Rice et al.
 2013/0095238 A1 4/2013 Delgigante et al.

FOREIGN PATENT DOCUMENTS

EP 2281756 A1 2/2011
 WO WO2003097947 A1 11/2003
 WO WO2012017276 A1 2/2012
 WO WO2013054124 4/2013

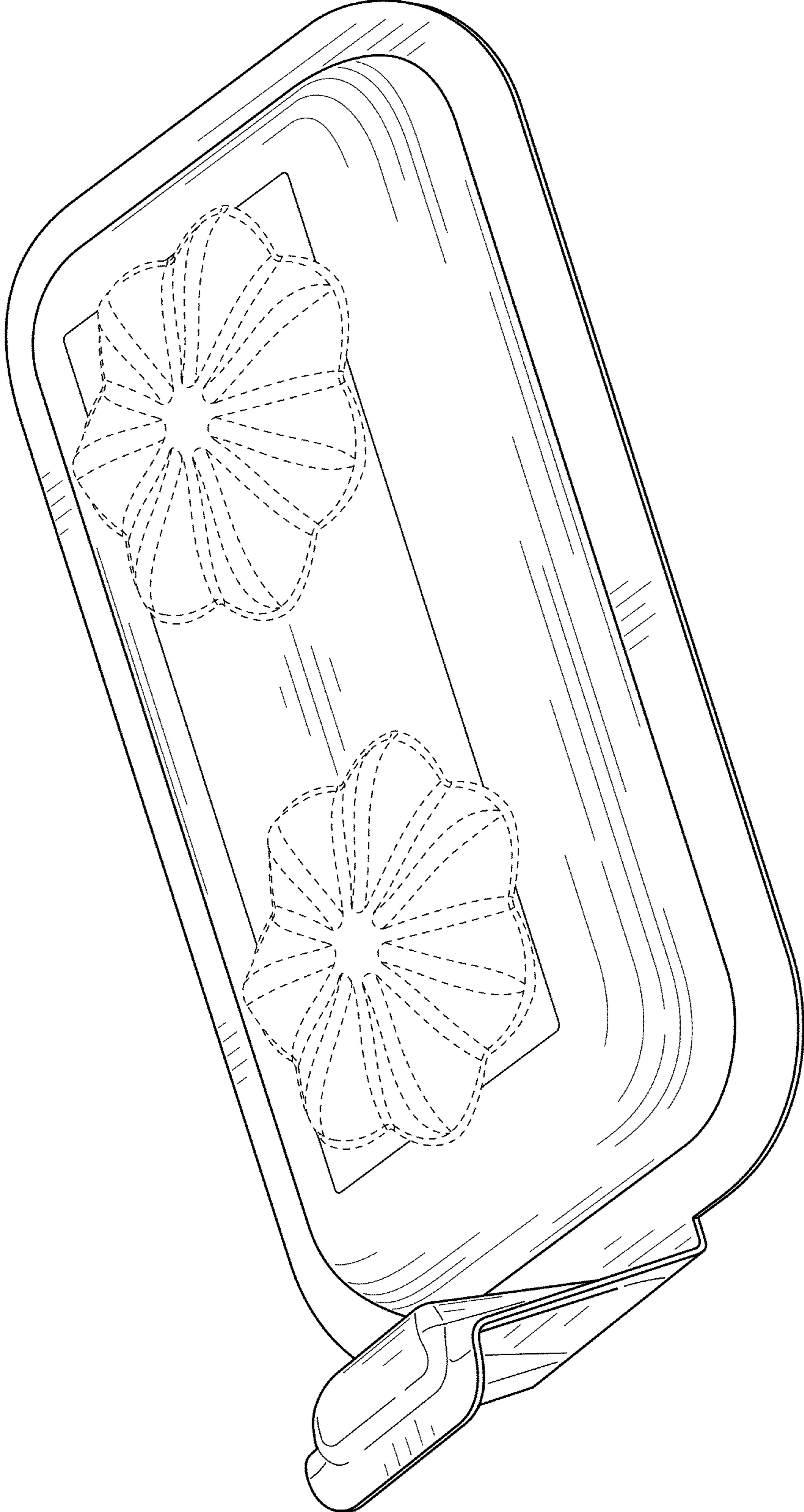


FIG. 1

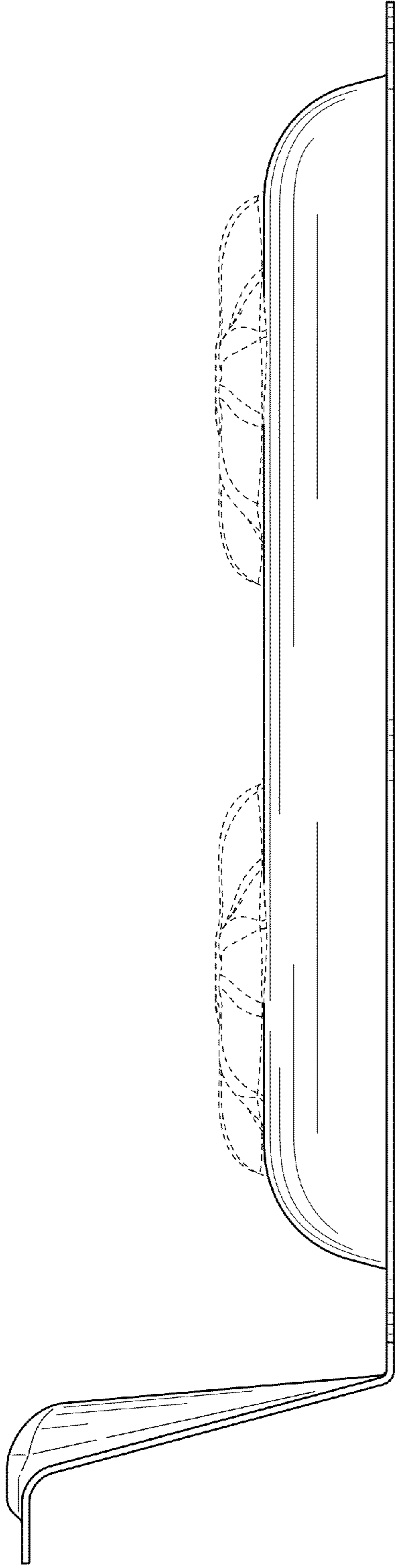


FIG. 2

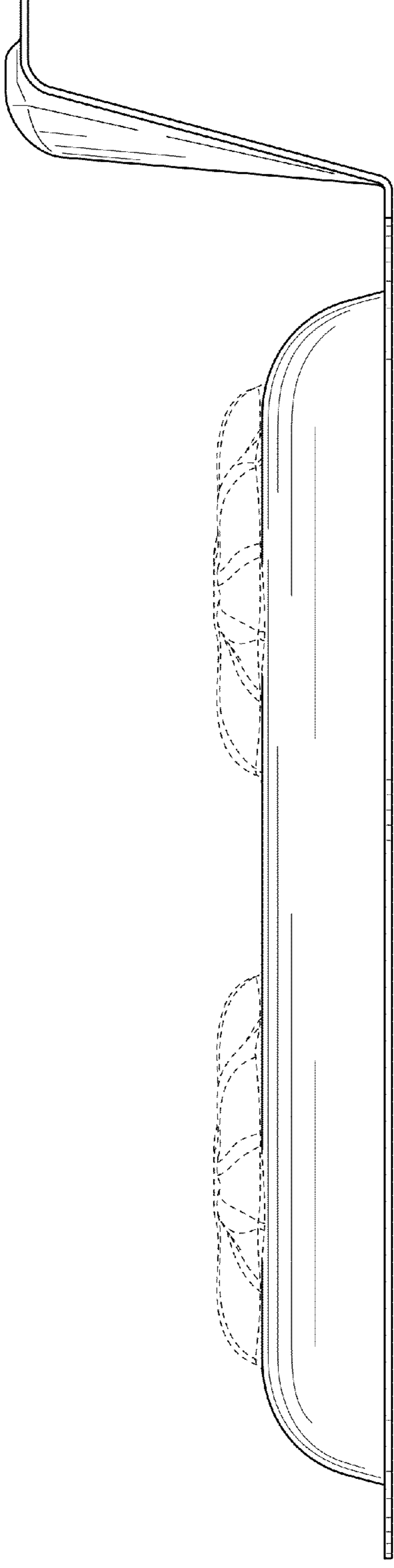


FIG. 3

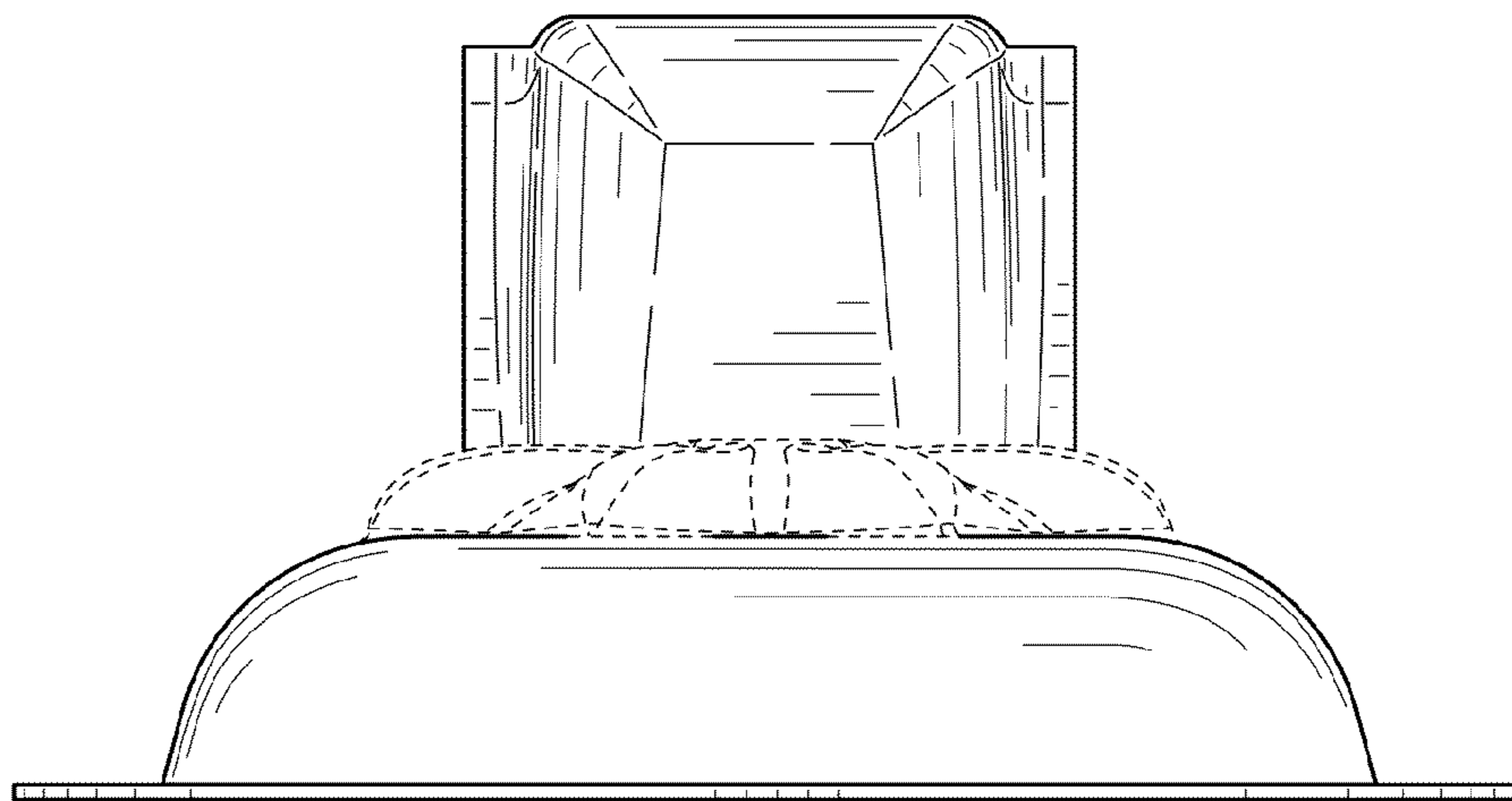


FIG. 4




FIG. 5

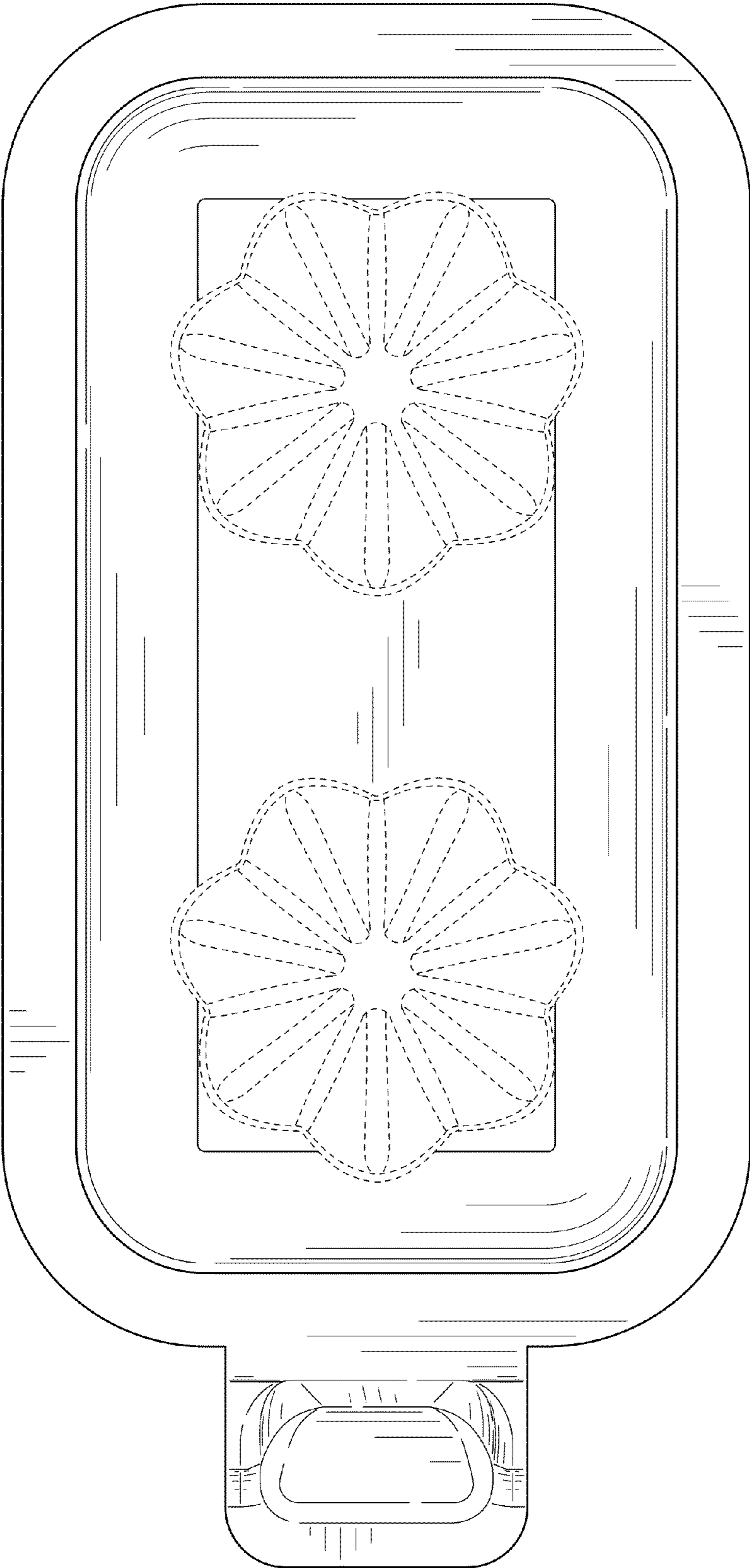


FIG. 6