

US00D700948S

(12) **United States Design Patent**
McGiveron

(10) **Patent No.:** **US D700,948 S**
(45) **Date of Patent:** **** Mar. 11, 2014**

(54) **TANK FOR A HAND OPERATED SPRAYER**

(75) Inventor: **Jeffrey C. McGiveron**, Basom, NY
(US)

(73) Assignee: **Chapin Manufacturing, Inc.**, Batavia,
NY (US)

(**) Term: **14 Years**

(21) Appl. No.: **29/422,420**

(22) Filed: **May 21, 2012**

(51) **LOC (10) Cl.** **23-01**

(52) **U.S. Cl.**
USPC **D23/202; D23/225**

(58) **Field of Classification Search**
USPC D23/202, 225, 213; 239/302, 308, 310,
239/332, 333, 337; 222/465.1; 220/565
See application file for complete search history.

(56) **References Cited**

U.S. PATENT DOCUMENTS

D264,558 S *	5/1982	Maeda	D9/502
D295,659 S *	5/1988	Born	D23/225
D311,240 S *	10/1990	Born	D23/225
D431,279 S	9/2000	Spriegel		
6,695,228 B2 *	2/2004	Odessa	239/337
D490,140 S	5/2004	Byron		

D490,299 S	5/2004	Byron
D490,877 S	6/2004	Byron
D529,576 S	10/2006	McGiveron
D529,577 S	10/2006	McGiveron
D582,512 S	12/2008	Fontaine
D602,117 S	10/2009	Fontaine
D604,385 S	11/2009	Fontaine

* cited by examiner

Primary Examiner — Robin V Webster

(74) *Attorney, Agent, or Firm* — Kenneth J. Lukacher Law
Group

(57) **CLAIM**

The ornamental design for a tank for a hand operated sprayer,
as shown and described.

DESCRIPTION

FIG. 1 is a perspective view looking downwardly from the
right side of a tank for a hand operated sprayer embodying our
design;

FIG. 2 is a front elevational view thereof, the rear elevational
view being identical;

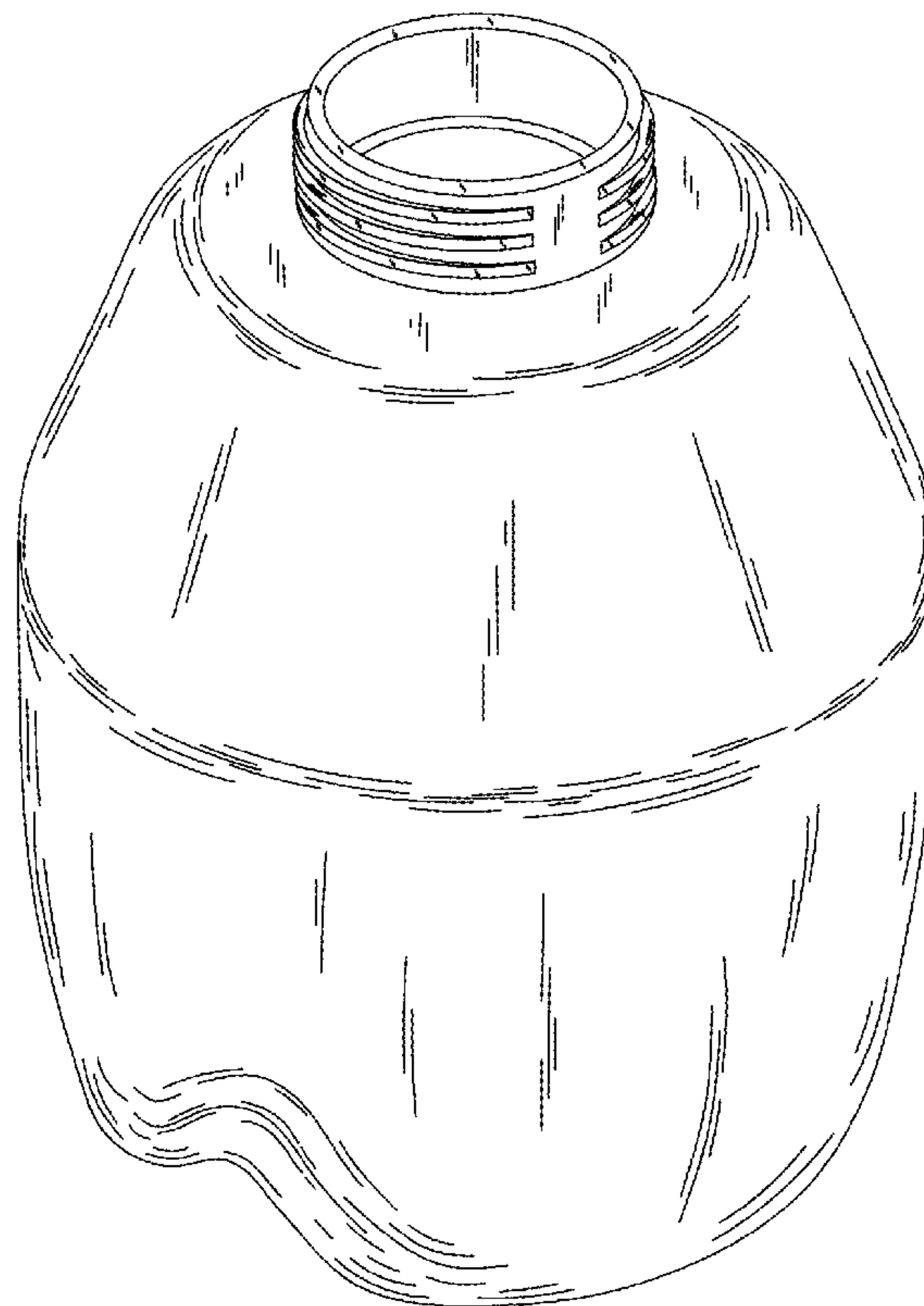
FIG. 3 is a bottom view thereof;

FIG. 4 is a top view thereof;

FIG. 5 is a right side view thereof; and,

FIG. 6 is a left side view thereof.

1 Claim, 6 Drawing Sheets



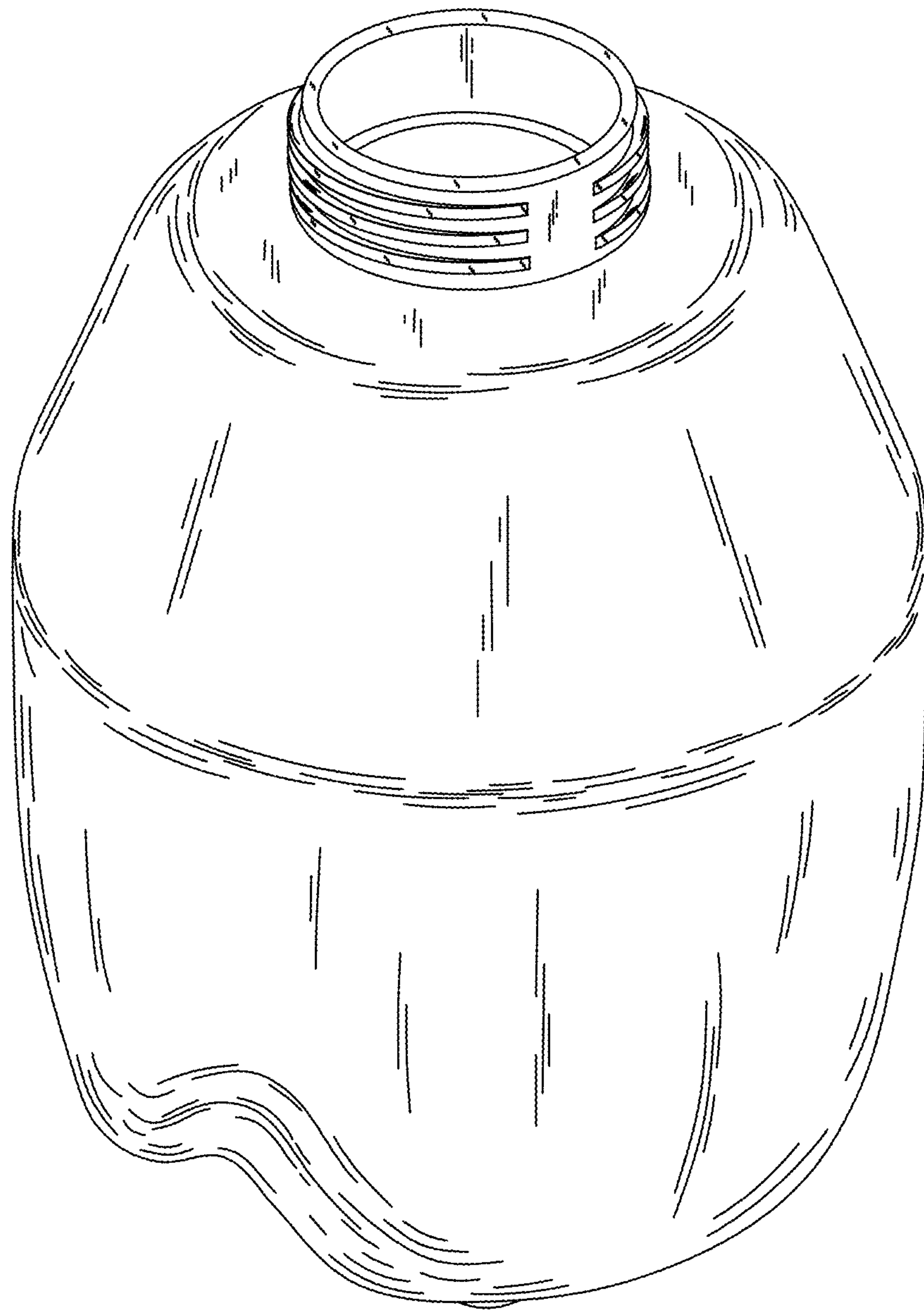


FIG. 1




FIG. 2




FIG. 3

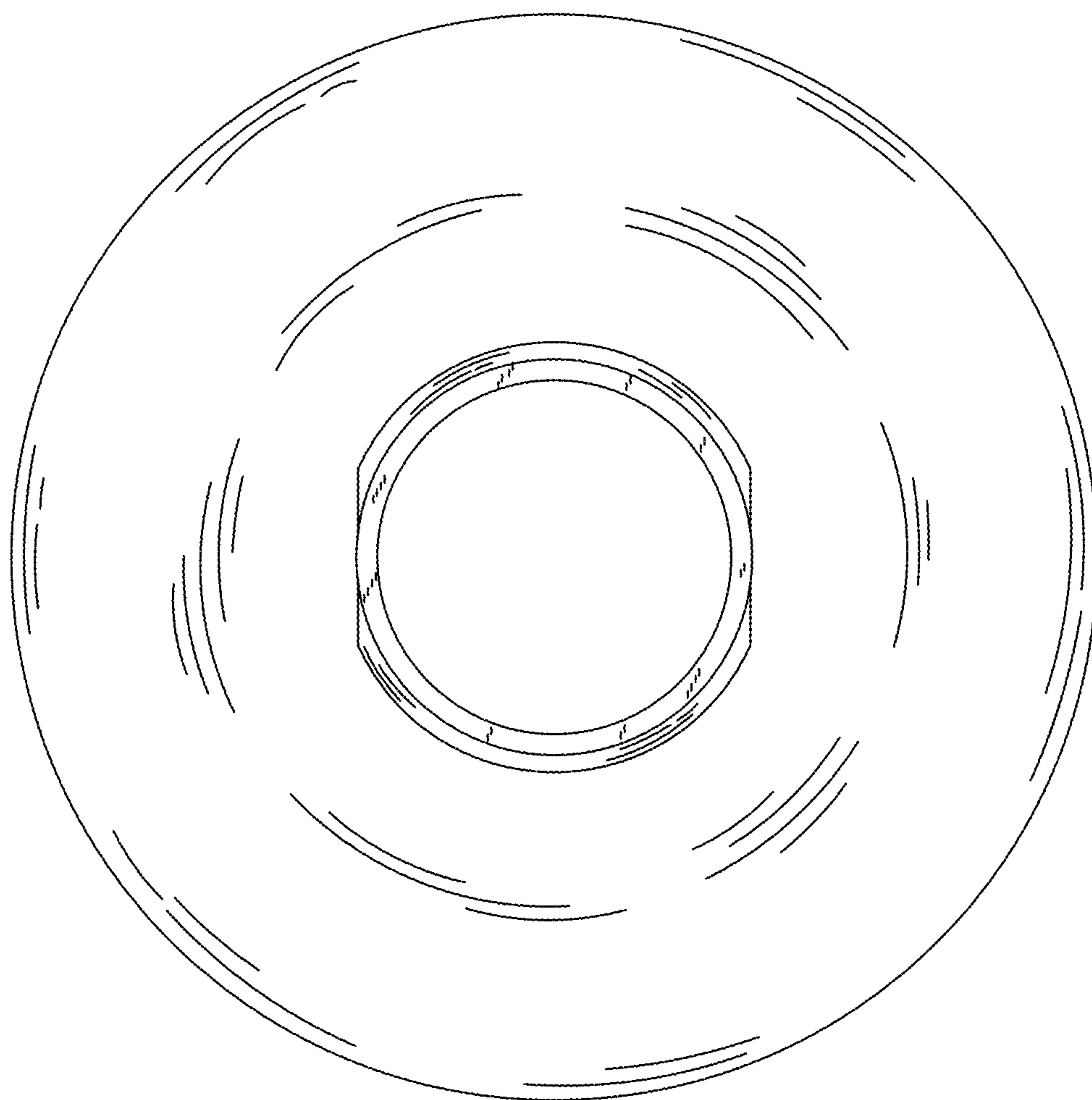


FIG. 4




FIG. 5




FIG. 6