



US00D700944S

(12) **United States Design Patent**
Mikroulis

(10) **Patent No.:** **US D700,944 S**
(45) **Date of Patent:** **** Mar. 11, 2014**

(54) **RETICLE SYSTEM**
(71) Applicant: **Dimitri Mikroulis**, Idyllwild, CA (US)
(72) Inventor: **Dimitri Mikroulis**, Idyllwild, CA (US)
(**) Term: **14 Years**
(21) Appl. No.: **29/437,409**
(22) Filed: **Nov. 15, 2012**
(51) **LOC (10) Cl.** **22-01**
(52) **U.S. Cl.**
USPC **D22/109**
(58) **Field of Classification Search**
USPC D22/108–109; 250/467.1; D14/404;
D16/130–133, 134–136; 356/21, 138,
356/139, 139.1, 139.02; 33/227, 297, 298,
33/299; 42/111, 113, 122, 124, 130,
42/134–135; 235/414; 89/19, 161,
89/200–204; 359/424, 428
See application file for complete search history.

7,654,029	B2 *	2/2010	Peters et al.	42/111
7,748,155	B2	7/2010	Cole		
7,832,137	B2 *	11/2010	Sammut et al.	42/111
7,877,886	B1	2/2011	Hamilton		
7,937,878	B2 *	5/2011	Sammut et al.	42/122
7,946,073	B1	5/2011	Buck		
8,091,268	B2	1/2012	York		
8,353,454	B2 *	1/2013	Sammut et al.	235/404
2005/0091903	A1	5/2005	Smith, III		
2005/0188601	A1	9/2005	Verdugo		
2006/0026887	A1	2/2006	Verdugo		
2007/0022651	A1	2/2007	Verdugo		
2008/0202011	A1	8/2008	Shepherd		
2011/0107649	A1	5/2011	Buck		
2011/0132983	A1	6/2011	Sammut et al.		
2011/0296733	A1	12/2011	York		
2012/0137567	A1	6/2012	Sammut		
2012/0144720	A1	6/2012	Lacorte		
2013/0033746	A1 *	2/2013	Brumfield	359/401

* cited by examiner

Primary Examiner — Michael A Pratt
(74) *Attorney, Agent, or Firm* — The Compton Law Firm,
P.C.; Scott D. Compton

(56) **References Cited**

U.S. PATENT DOCUMENTS

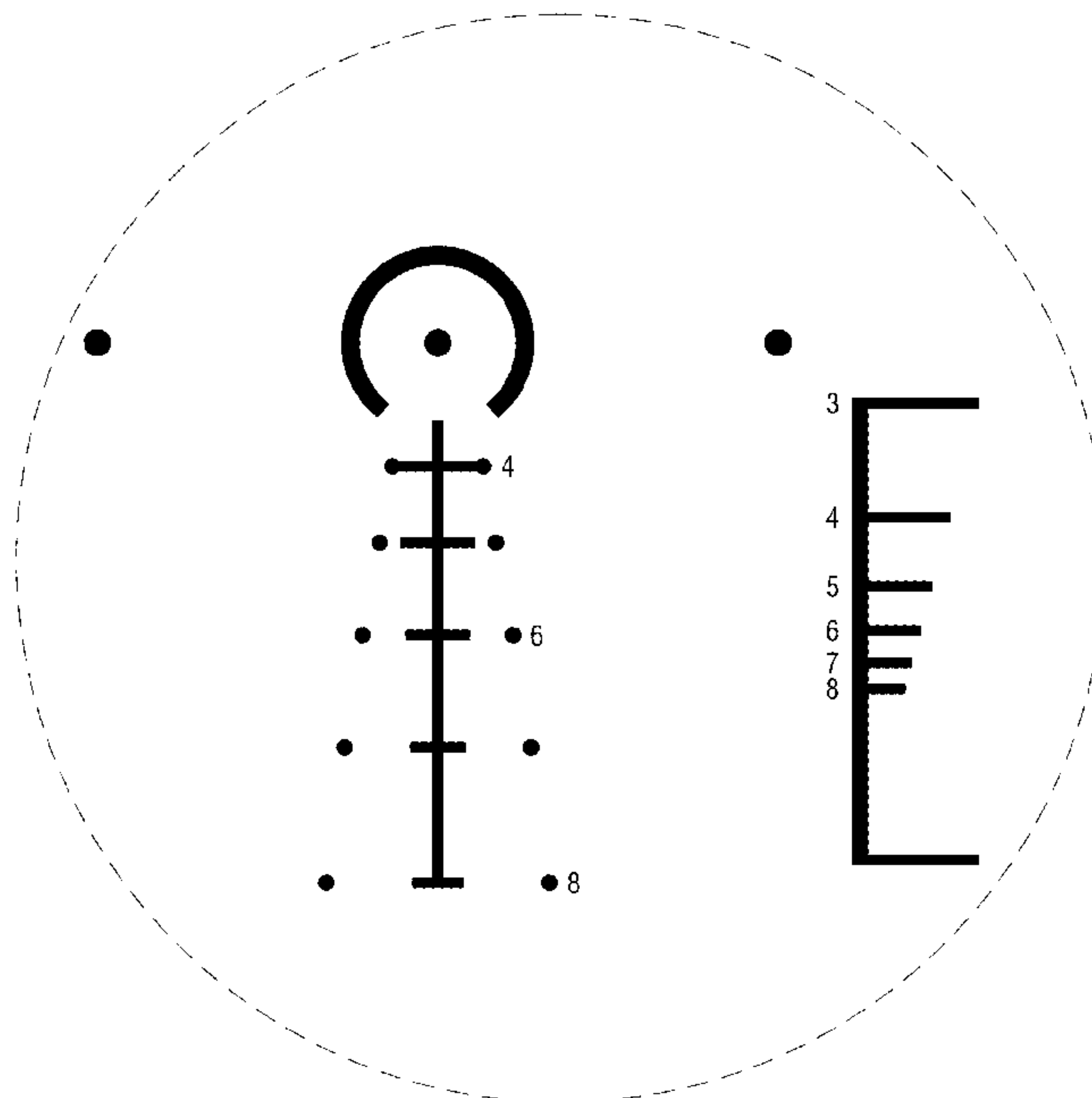
3,392,450	A	7/1968	Herter
4,263,719	A	4/1981	Murdoch
5,491,546	A	2/1996	Wascher et al.
6,357,158	B1	3/2002	Smith, III
6,445,497	B1	9/2002	Adda
6,591,537	B2	7/2003	Smith
6,681,512	B2	1/2004	Sammut
6,729,062	B2	5/2004	Thomas et al.
7,069,684	B2	7/2006	Smith, III
7,100,320	B2	9/2006	Verdugo
7,171,775	B1	2/2007	Lacorte
7,434,345	B2	10/2008	Verdugo
7,603,804	B2	10/2009	Zaderey et al.

(57) **CLAIM**
The ornamental design for a reticle system, as shown and described.

DESCRIPTION

FIG. 1 is a front view of a reticle system for a portion of an optical medium showing my new design; and, FIG. 2 is another front view of the reticle system. The broken lines showing of the medium in the Figures is for illustrative purposes only and forms no part of the claimed design. The broken lines showing the environmental structure in FIG. 2 is for illustrative purposes only and form no part of the claimed design.

1 Claim, 2 Drawing Sheets



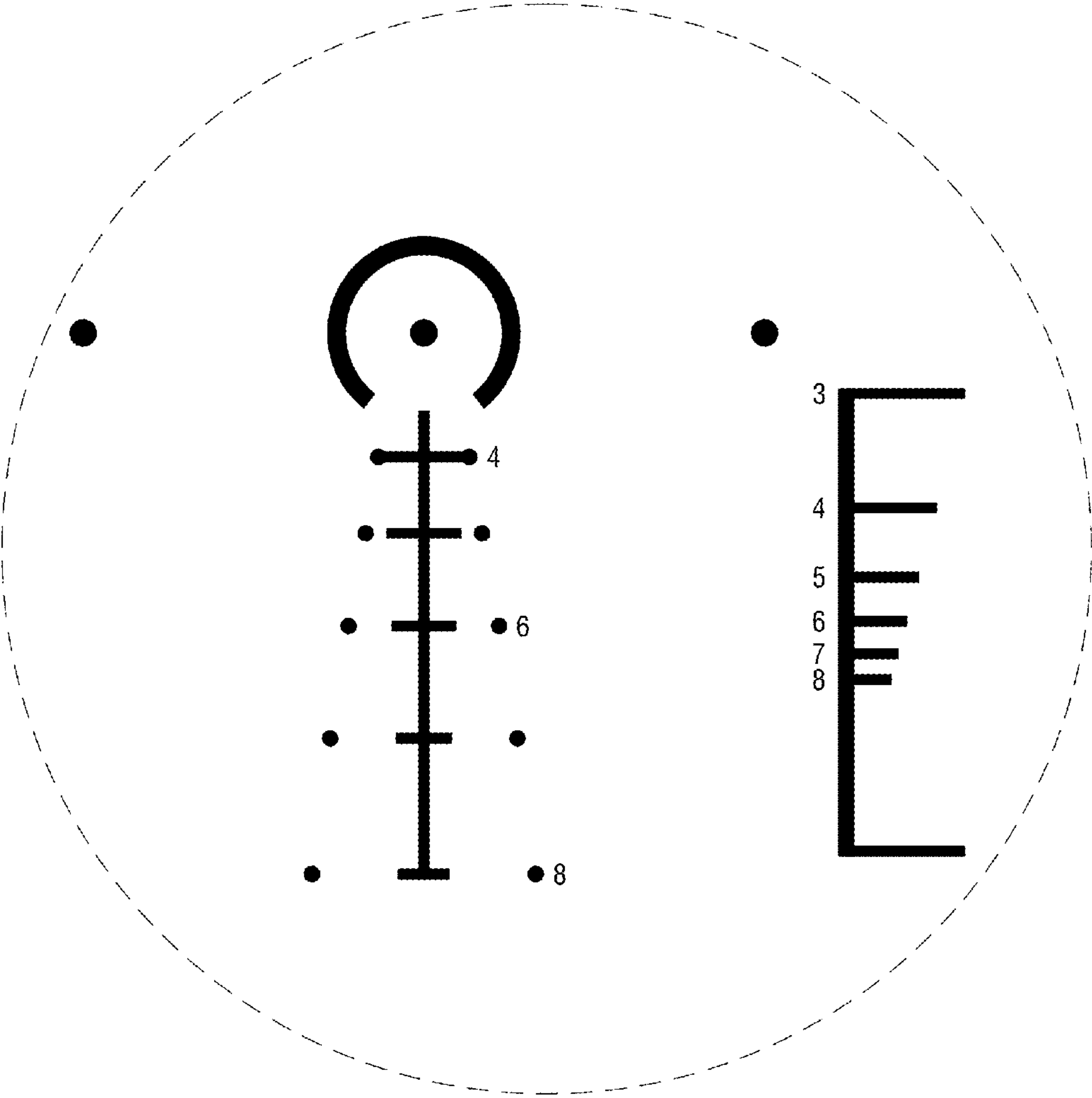


FIG. 1

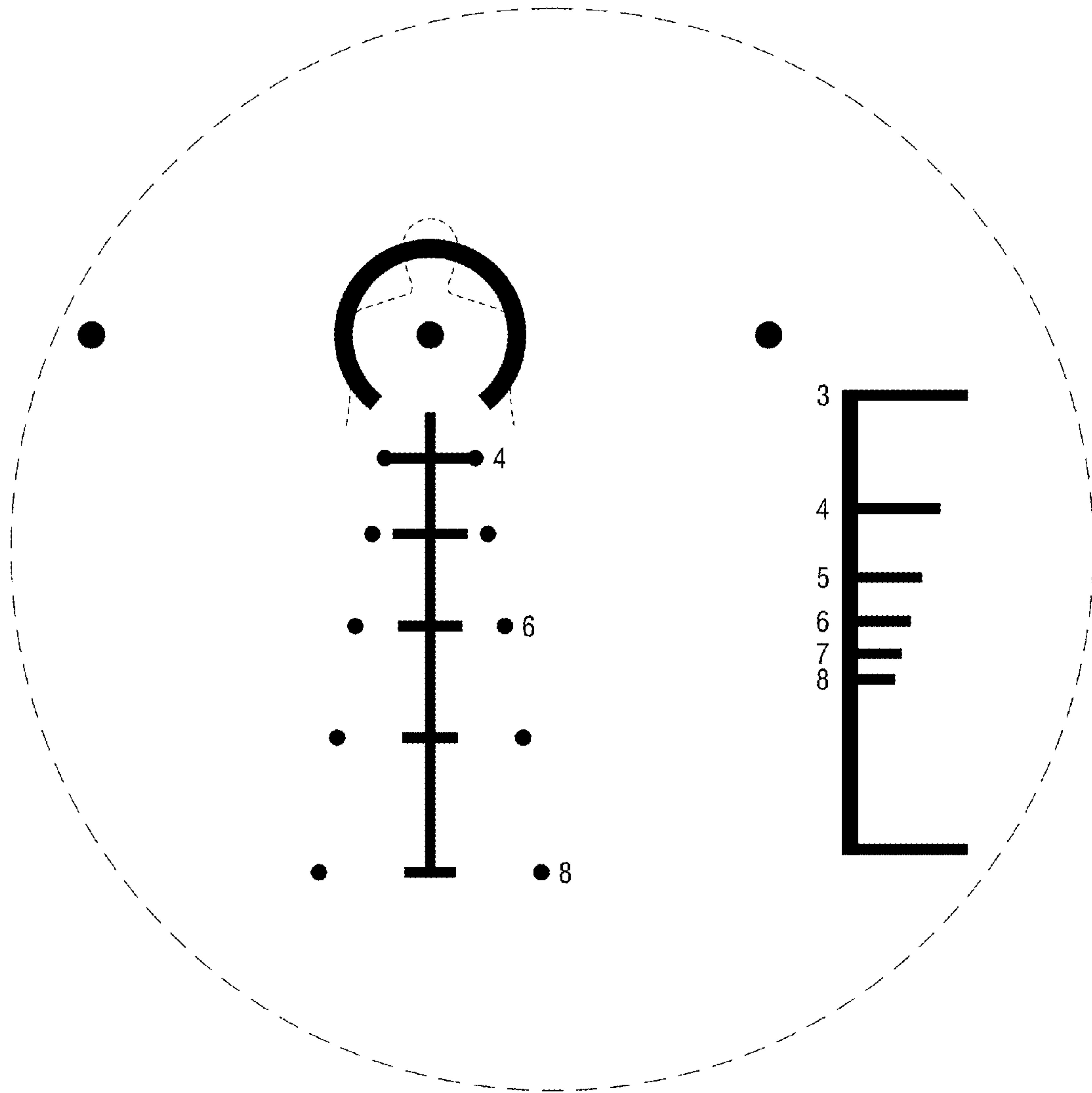


FIG. 2