



US00D700938S

(12) **United States Design Patent**  
**Holt et al.**

(10) **Patent No.:** **US D700,938 S**  
(45) **Date of Patent:** **\*\* Mar. 11, 2014**

(54) **SQUIRT GUN**  
(71) Applicant: **Target Brands, Inc.**, Minneapolis, MN (US)

D178,626 S 9/1956 Arliss  
3,053,416 A 9/1962 Harner  
3,139,280 A 6/1964 Kripak  
3,353,749 A 11/1967 Lahaug

(Continued)

(72) Inventors: **Brian R. Holt**, Minneapolis, MN (US);  
**Jesse Gadola**, Minneapolis, MN (US);  
**Rafael E. Soriano**, Eagan, MN (US);  
**Donald C. Clark**, Maple Valley, WA (US)

FOREIGN PATENT DOCUMENTS

GB 2277482 A 2/1994

OTHER PUBLICATIONS

(73) Assignee: **Target Brands, Inc.**, Minneapolis, MN (US)

Tom Harris, "How Water Blasters Work," <http://entertainment.howstuffworks.com/water-blaster1.htm>, available at least as early as Jun. 2009 per [www.internetarchive.org](http://www.internetarchive.org) (2 pages).

(\*\*) Term: **14 Years**

(Continued)

(21) Appl. No.: **29/468,904**

*Primary Examiner* — Cynthia M Chin

(22) Filed: **Oct. 4, 2013**

(74) *Attorney, Agent, or Firm* — Griffiths & Seaton PLLC; JoAnn M. Seaton

**Related U.S. Application Data**

(63) Continuation of application No. 13/180,098, filed on Jul. 11, 2011.

(51) **LOC (10) Cl.** ..... **21-01**

(52) **U.S. Cl.**  
USPC ..... **D21/572; D21/611**

(58) **Field of Classification Search**  
USPC ..... D21/401, 567, 575-575, 611-613;  
D23/231; 446/74, 175, 176, 180, 183,  
446/185, 473, 475; 222/78, 79; 239/211,  
239/222.11, 237, 329, 373, 525, 526;  
235/379, 380

See application file for complete search history.

(56) **References Cited**

U.S. PATENT DOCUMENTS

594,595 A 11/1897 Brethauer  
1,660,085 A 2/1928 Elnain  
1,938,461 A 12/1934 Howett  
2,315,240 A 3/1943 Ashenberg et al.

(57) **CLAIM**

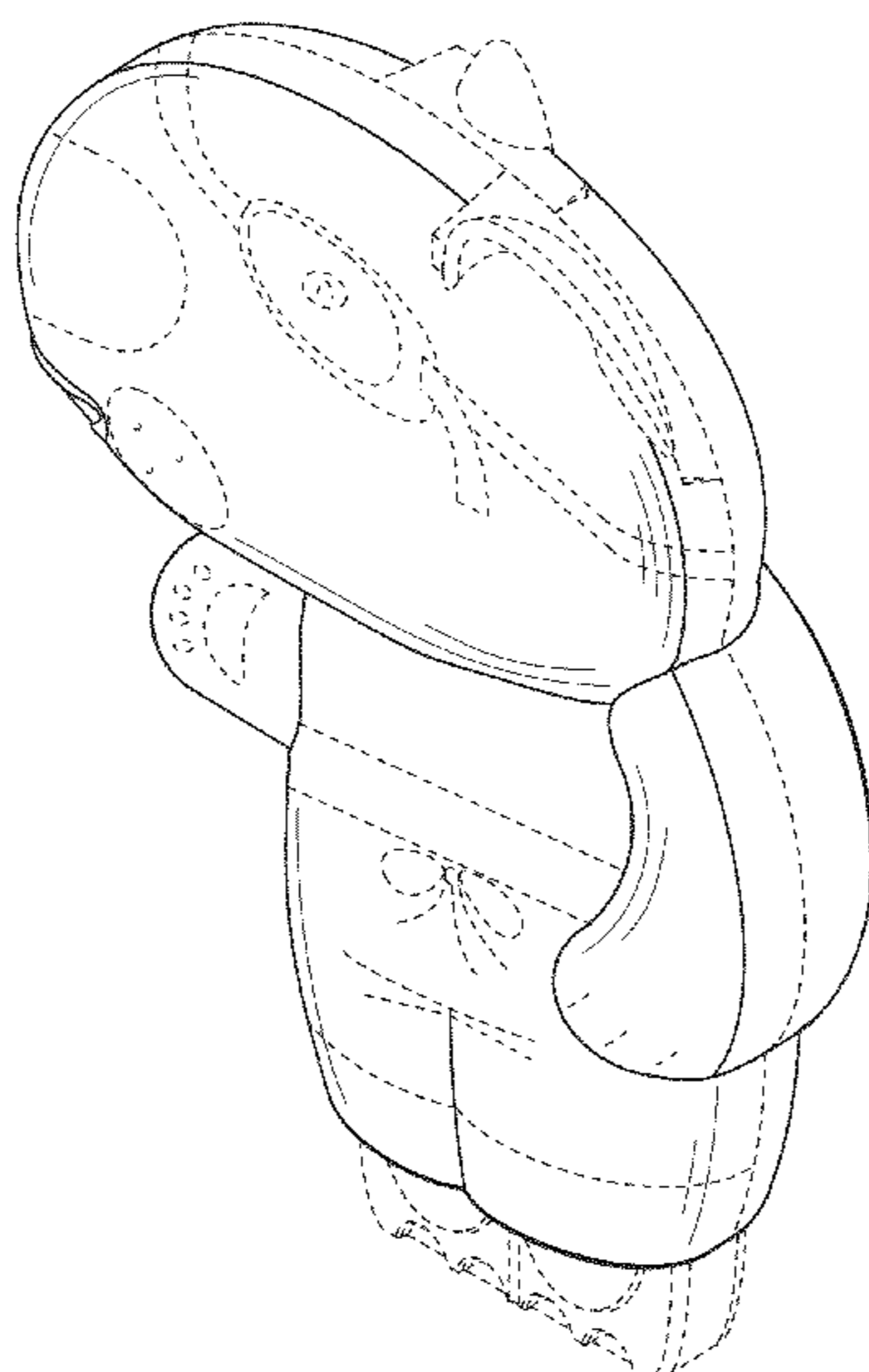
The ornamental design for a squirt gun, as shown and described.

**DESCRIPTION**

FIG. 1 is a front, perspective view of a squirt gun showing a first embodiment of our new design;  
FIG. 2 is a front view thereof;  
FIG. 3 is a rear view thereof;  
FIG. 4 is a right side view thereof;  
FIG. 5 is a left side view thereof;  
FIG. 6 is a top view thereof; and,  
FIG. 7 is a bottom view.

The features shown in broken lines are portions of the squirt gun forming no part of the claimed design. The features shown in long dash-short dash bolded broken lines in FIGS. 3-6 define the bounds of the claimed design and form no part of the claimed design.

**1 Claim, 6 Drawing Sheets**



(56)

References Cited

U.S. PATENT DOCUMENTS

D235,363 S 6/1975 Barthropp  
 D265,491 S \* 7/1982 Nakao et al. .... D21/611  
 D276,738 S \* 12/1984 Daugherty ..... D21/408  
 4,524,790 A 6/1985 Kelley et al.  
 D291,938 S \* 9/1987 Kauffman ..... D99/40  
 D313,118 S \* 12/1990 Maddocks ..... D3/235  
 D315,444 S \* 3/1991 Maddocks ..... D3/271.2  
 5,071,387 A 12/1991 Pottick  
 D352,319 S \* 11/1994 Lin ..... D21/611  
 D354,093 S \* 1/1995 Hamlin ..... D21/572  
 5,429,301 A 7/1995 Franks  
 D364,780 S 12/1995 Henderson  
 5,564,961 A 10/1996 Spector  
 5,777,305 A 7/1998 Smith et al.  
 5,893,483 A 4/1999 Duran  
 6,120,346 A \* 9/2000 Wang ..... 446/473  
 D437,898 S \* 2/2001 Phillipson ..... D21/611  
 6,439,613 B2 8/2002 Klure  
 6,591,418 B2 7/2003 Bryan et al.  
 6,869,369 B2 3/2005 Fairweather  
 6,892,877 B2 5/2005 Shurman  
 7,024,807 B2 4/2006 Street  
 D522,573 S 6/2006 Lauer  
 7,234,639 B2 6/2007 Schultz et al.  
 7,264,155 B2 9/2007 Halbur et al.  
 7,290,713 B2 11/2007 Dean et al.  
 7,290,714 B2 11/2007 Halbur et al.  
 7,296,944 B2 11/2007 Steinschaden  
 7,316,357 B2 1/2008 Lindahl et al.  
 D565,127 S \* 3/2008 Walwyn-Jones et al. .... D21/613  
 7,360,710 B2 4/2008 Lindahl et al.  
 7,376,564 B2 5/2008 Selg et al.  
 7,434,735 B2 10/2008 Dean et al.  
 7,445,157 B2 11/2008 Clegg et al.  
 7,520,425 B2 4/2009 Clegg  
 7,743,982 B2 6/2010 Reynolds et al.  
 7,748,607 B2 7/2010 Borkowski et al.  
 7,766,222 B2 8/2010 Halbur et al.  
 7,770,802 B2 8/2010 Dean et al.  
 7,789,297 B2 9/2010 Birkeland et al.  
 7,810,710 B2 10/2010 Halbur et al.  
 7,810,719 B2 10/2010 Clegg et al.  
 7,810,736 B2 10/2010 Smith et al.  
 7,861,926 B2 1/2011 Sheldon et al.

7,883,004 B2 2/2011 Halbur et al.  
 D635,187 S 3/2011 Pompei et al.  
 7,900,827 B2 3/2011 Albers et al.  
 7,905,416 B2 3/2011 Halbur et al.  
 7,918,391 B2 4/2011 Clegg et al.  
 7,959,068 B2 6/2011 Halbur et al.  
 8,091,781 B2 1/2012 Albrecht et al.  
 D692,233 S \* 10/2013 Storti-Biemer ..... D3/271.2  
 2002/0088855 A1 7/2002 Hodes  
 2002/0143697 A1 10/2002 Gotfried  
 2006/0060603 A1 3/2006 Firth  
 2006/0084351 A1 \* 4/2006 Wan ..... 446/15  
 2007/0194128 A1 8/2007 Coe et al.  
 2008/0023575 A1 1/2008 Trumble et al.  
 2008/0065492 A1 3/2008 Halbur et al.  
 2008/0109350 A1 5/2008 Lazarowicz et al.  
 2008/0119952 A1 5/2008 Smith et al.  
 2008/0197202 A1 8/2008 Selg et al.  
 2008/0245875 A1 10/2008 Holt et al.  
 2008/0290177 A1 11/2008 Halbur et al.  
 2009/0099674 A1 4/2009 Smith et al.  
 2009/0166436 A1 7/2009 Haugen et al.  
 2009/0308920 A1 12/2009 Holt et al.  
 2009/0308931 A1 12/2009 Halbur et al.  
 2010/0110274 A1 5/2010 Reynolds et al.  
 2010/0155490 A1 6/2010 Halbur et al.  
 2010/0276499 A1 11/2010 Borkowski et al.  
 2011/0021106 A1 1/2011 Halbur et al.  
 2011/0101090 A1 5/2011 Halbur et al.  
 2011/0106697 A1 5/2011 Roberts et al.

OTHER PUBLICATIONS

“Contactless Payments: Consumer Trends and Usage Preferences,”  
<http://www.firstdata.com>, 2008 (2 pages).  
 “GO-Tag™ Solution,” <http://www.firstdata.com>, 2008 (2 pages).  
 “Peel-A-Deal® Bar Coded Card,” [http://www.peeladeal.com/products.php?code=pad\\_barcode&prod=Bar%20Coded%20Card](http://www.peeladeal.com/products.php?code=pad_barcode&prod=Bar%20Coded%20Card),  
 available at least as early as Aug. 27, 2009 (3 pages).  
 Office Action from Canadian Patent Application No. 2,763,767,  
 mailed Oct. 9, 2012 (1 page).  
 Office Action from Canadian Patent Application No. 2,763,767,  
 mailed Mar. 21, 2013 (2 pages).  
 Mattel Product No. 43067. Images of water gun with a date of 2008  
 (10 pages).

\* cited by examiner

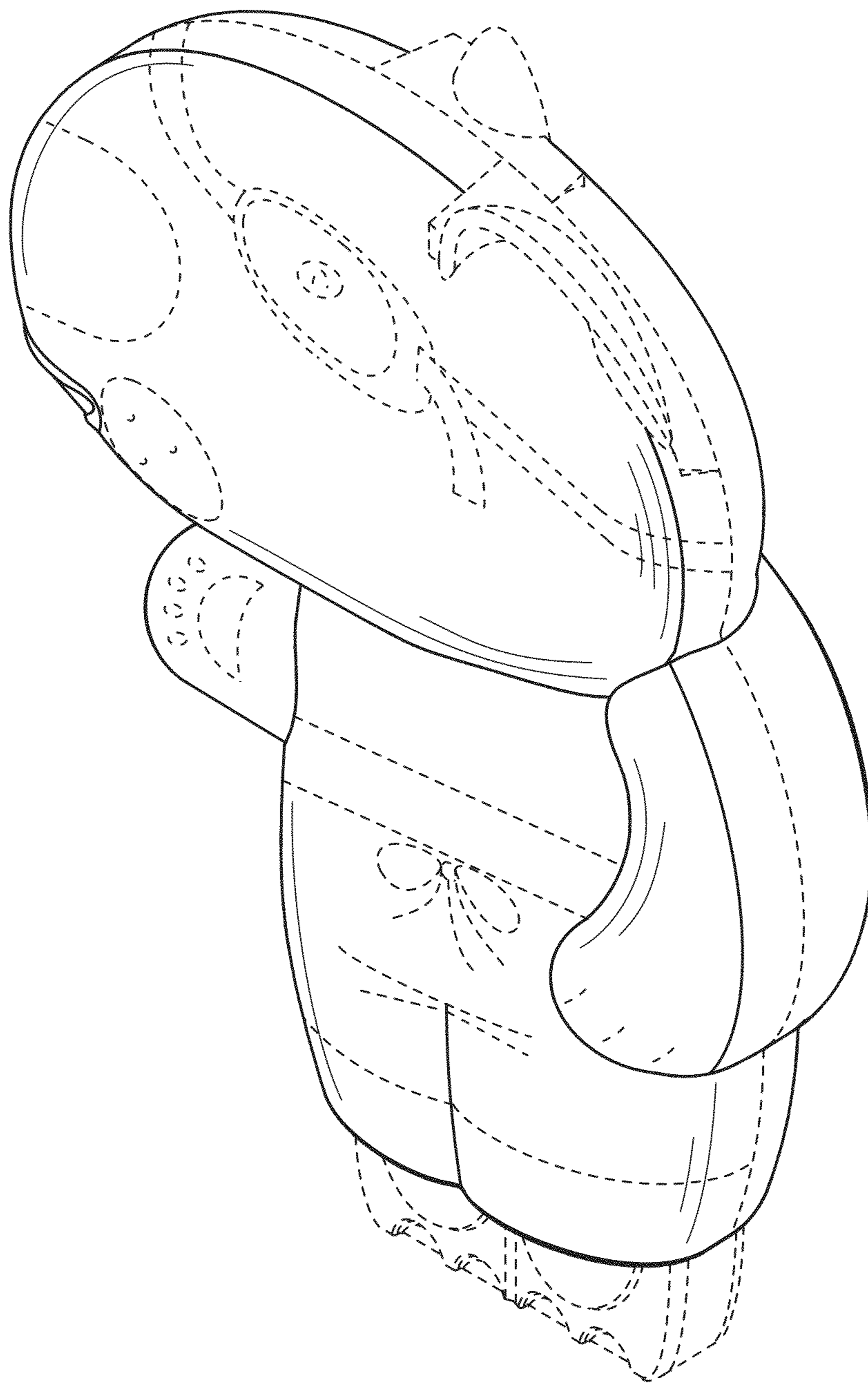


Fig. 1

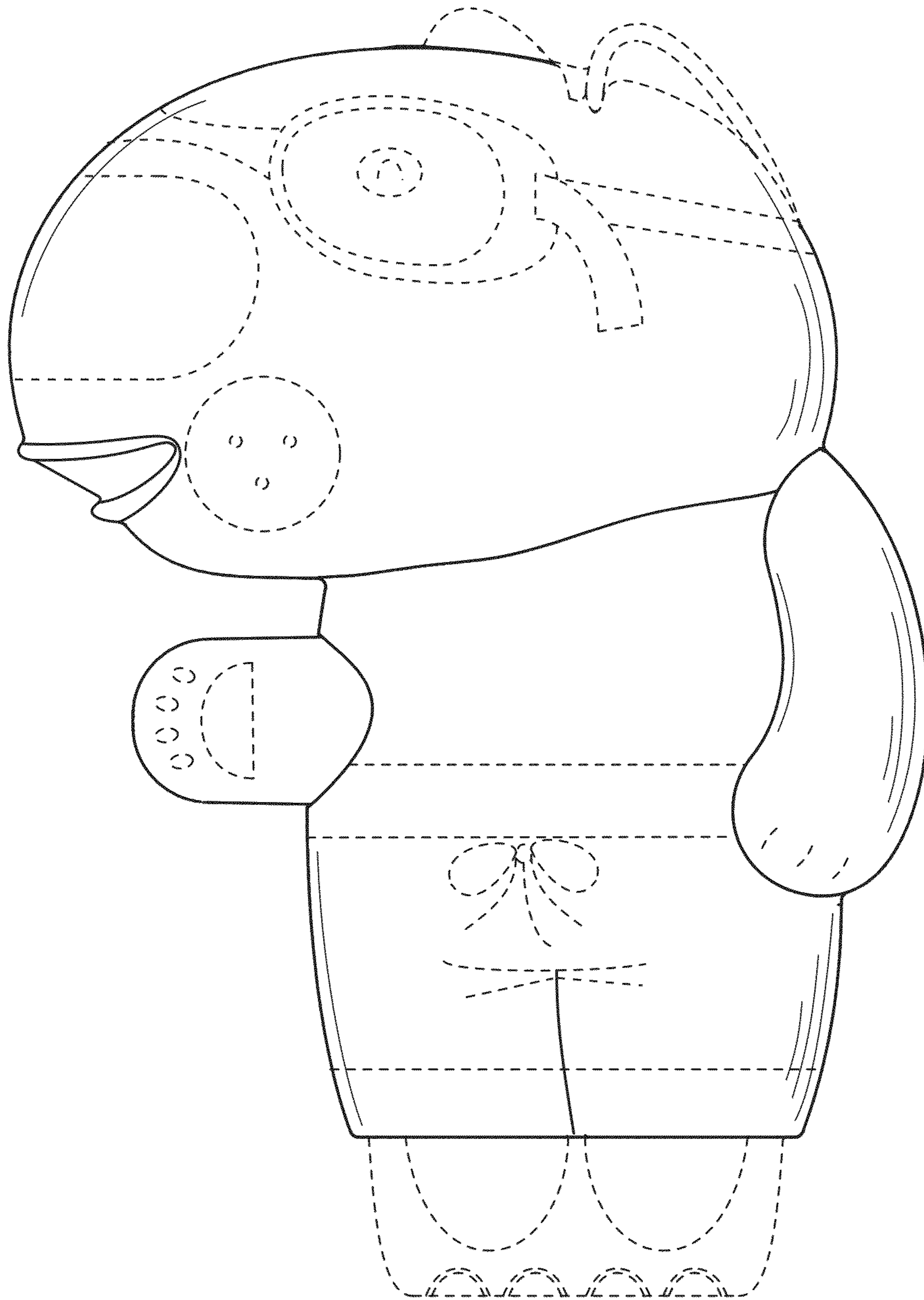


Fig. 2

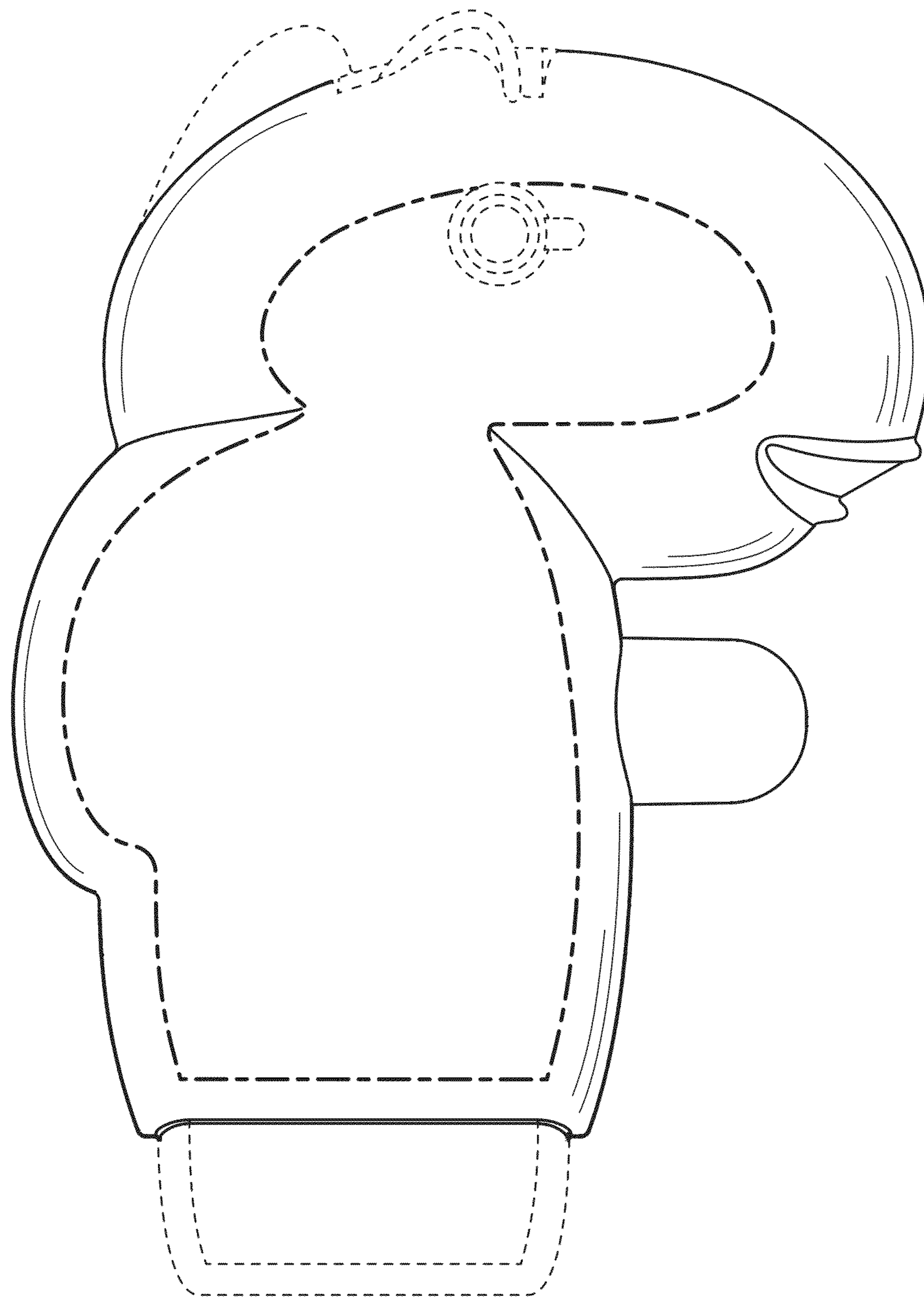


Fig. 3

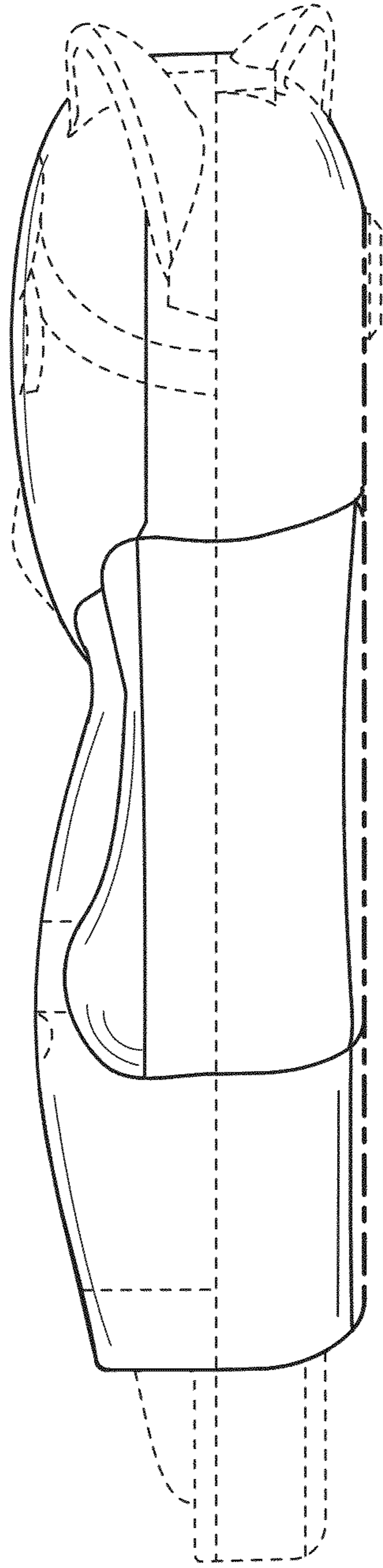


Fig. 4

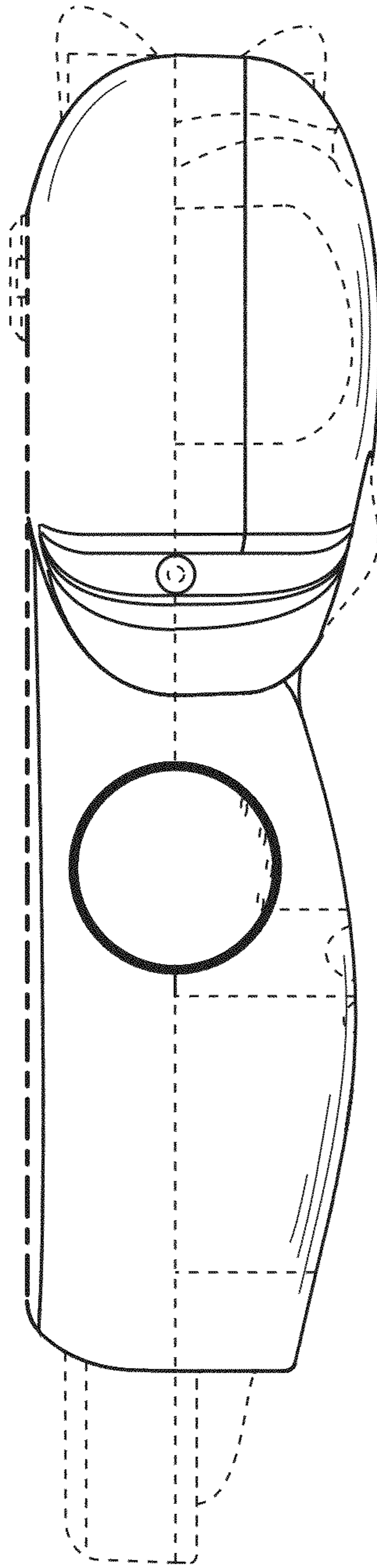


Fig. 5

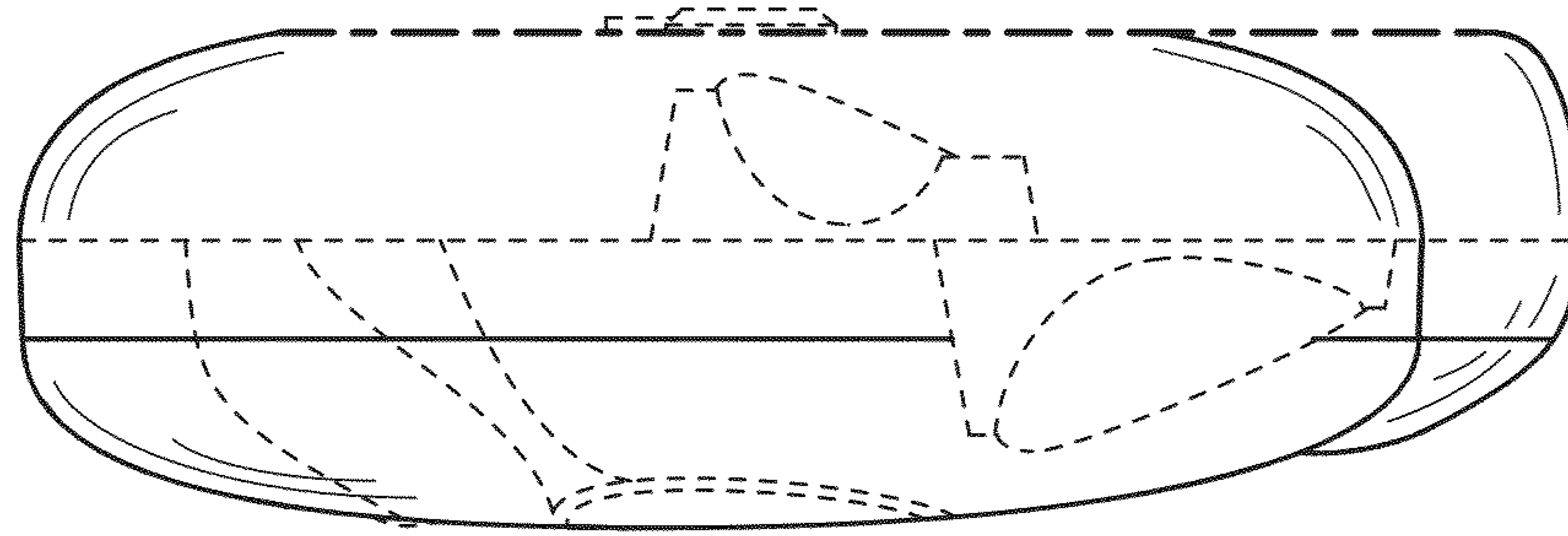


Fig. 6

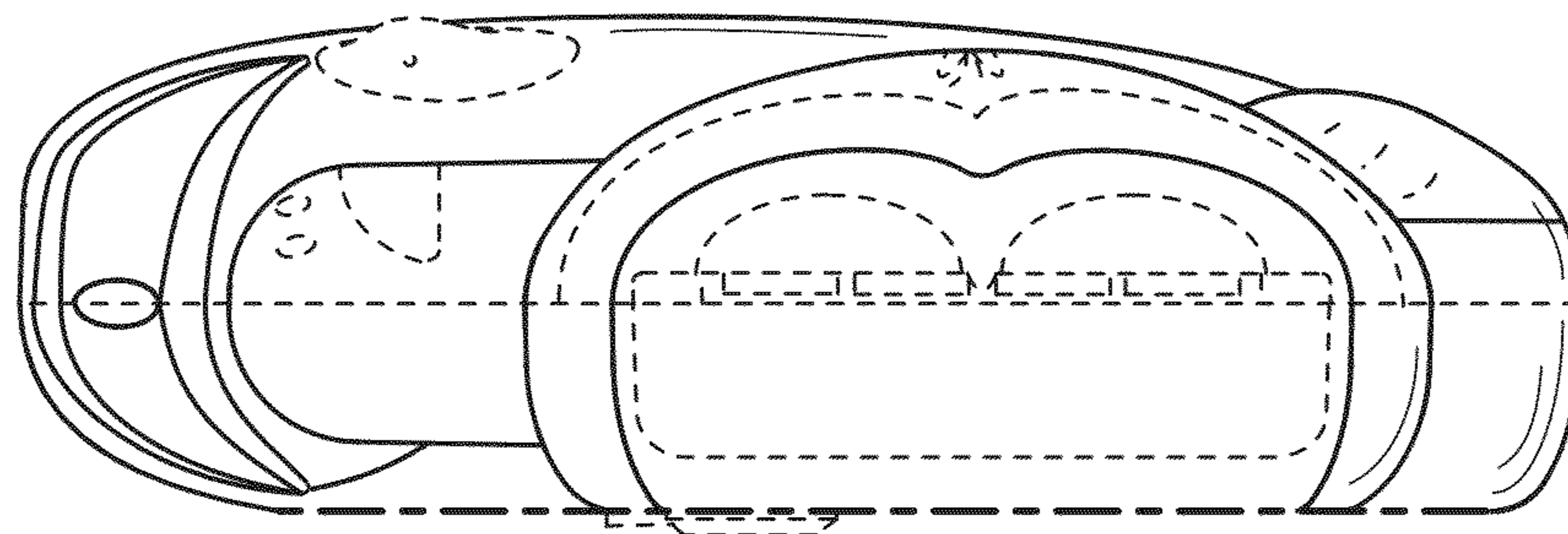


Fig. 7