



US00D700934S

(12) **United States Design Patent**
Kim et al.

(10) **Patent No.:** **US D700,934 S**
(45) **Date of Patent:** **** Mar. 11, 2014**

(54) **EYEWEAR ACCESSORY**

(71) Applicant: **Oakley, Inc.**, Foothill Ranch, CA (US)

(72) Inventors: **Myong Kim**, Orange, CA (US); **Jason Belbey**, Fullerton, CA (US)

(73) Assignee: **Oakley, Inc.**, Foothill Ranch, CA (US)

(**) Term: **14 Years**

(21) Appl. No.: **29/465,557**

(22) Filed: **Aug. 29, 2013**

(51) **LOC (10) Cl.** **16-06**

(52) **U.S. Cl.**
USPC **D16/330**; D16/309

(58) **Field of Classification Search**
USPC D16/101, 300-342, 900; D29/109-110;
351/41, 44, 51-52, 62, 158, 92,
351/103-123, 140-153, 45-46; 2/426-432,
2/447-449, 441, 434-437, 13, 15;
D21/483, 659-661; D14/372

See application file for complete search history.

D513,275 S 12/2005 Yee
D519,147 S 4/2006 Moritz et al.
7,036,927 B2 * 5/2006 Kopfer 351/62
D537,860 S * 3/2007 Freeman D16/309
D545,872 S 7/2007 Yee et al.
D548,268 S 8/2007 Yee
D556,239 S 11/2007 Yee
D557,325 S 12/2007 Jannard et al.
D565,088 S 3/2008 Baden et al.
D565,090 S 3/2008 Yee
D590,432 S 4/2009 Yee
D604,757 S 11/2009 Yee
D616,485 S 5/2010 Thixton
D646,706 S * 10/2011 Wang D16/309
D653,697 S 2/2012 Taylor et al.
D653,698 S 2/2012 Taylor et al.

* cited by examiner

Primary Examiner — Raphael Barkai
(74) *Attorney, Agent, or Firm* — Knobbe Martens Olson & Bear, LLP

(57) **CLAIM**
The ornamental design for an eyewear accessory, as shown and described.

DESCRIPTION

FIG. 1 is a front perspective view of an eyewear accessory showing our design in which the different shading techniques including line shading in some areas and stippling in other areas of the eyewear accessory is not intended to represent any specific contrast or any specific color, texture and/or material;

FIG. 2 is a front elevational view thereof;

FIG. 3 is a rear elevational view thereof;

FIG. 4 is a right side elevational view thereof;

FIG. 5 is a left side elevational view thereof;

FIG. 6 is a top plan view thereof; and,

FIG. 7 is a bottom plan view thereof.

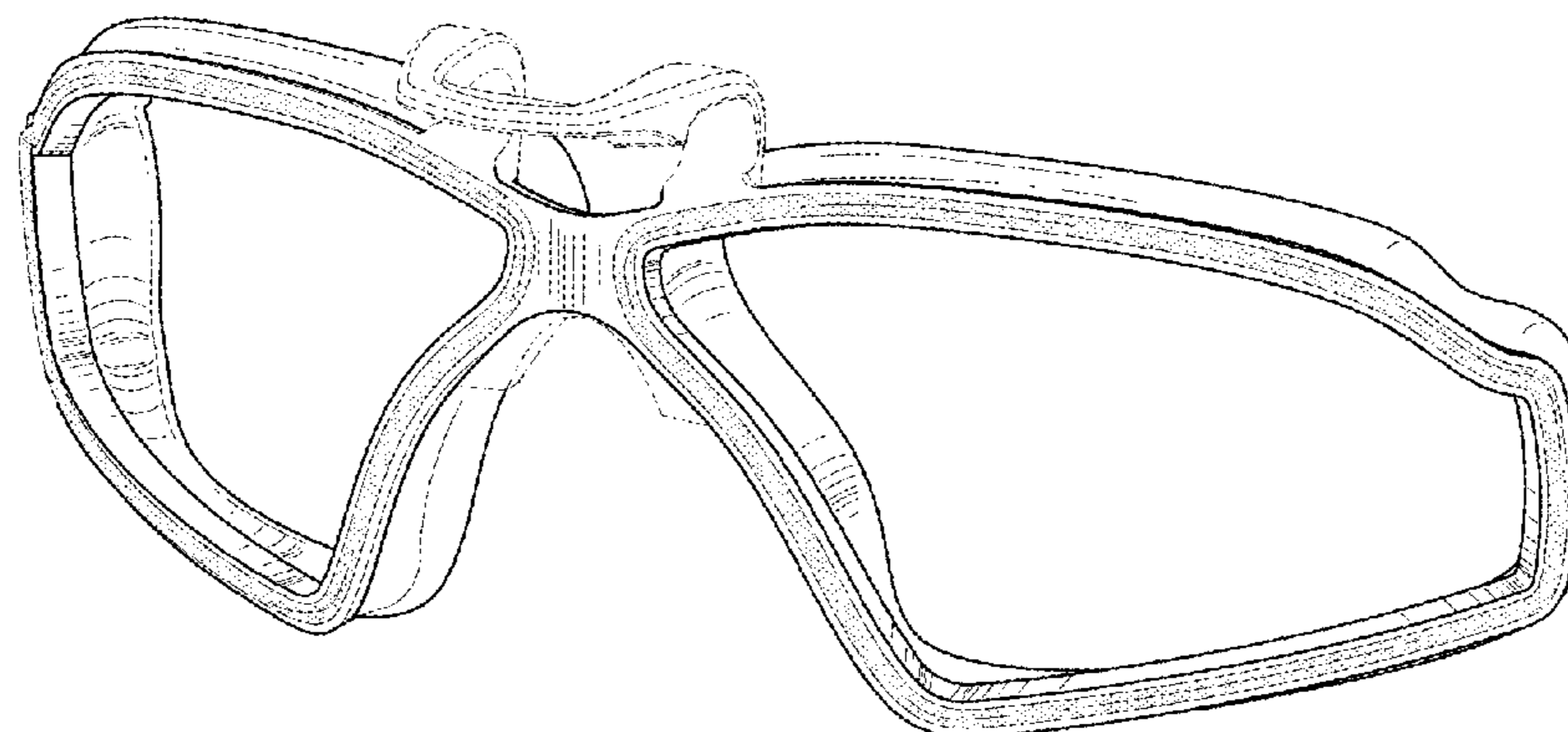
The broken lines in the Figures show portions of the eyewear accessory which form no part of the claimed design.

1 Claim, 3 Drawing Sheets

(56) **References Cited**

U.S. PATENT DOCUMENTS

5,410,763 A * 5/1995 Bolle 2/436
D397,350 S 8/1998 Jannard et al.
D399,519 S 10/1998 Yee
D415,188 S 10/1999 Thixton et al.
D420,036 S 2/2000 Yee et al.
D422,298 S 4/2000 Jannard et al.
D423,548 S 4/2000 Yee et al.
D425,103 S 5/2000 Yee et al.
D446,803 S 8/2001 Jannard et al.
D463,478 S 9/2002 Moritz
D473,583 S 4/2003 Thixton et al.
D473,892 S 4/2003 Thixton et al.
6,641,263 B2 * 11/2003 Olney 351/158
6,793,336 B2 * 9/2004 Min 351/62
6,938,277 B2 * 9/2005 Lindahl 2/434
D510,378 S 10/2005 Dondero et al.



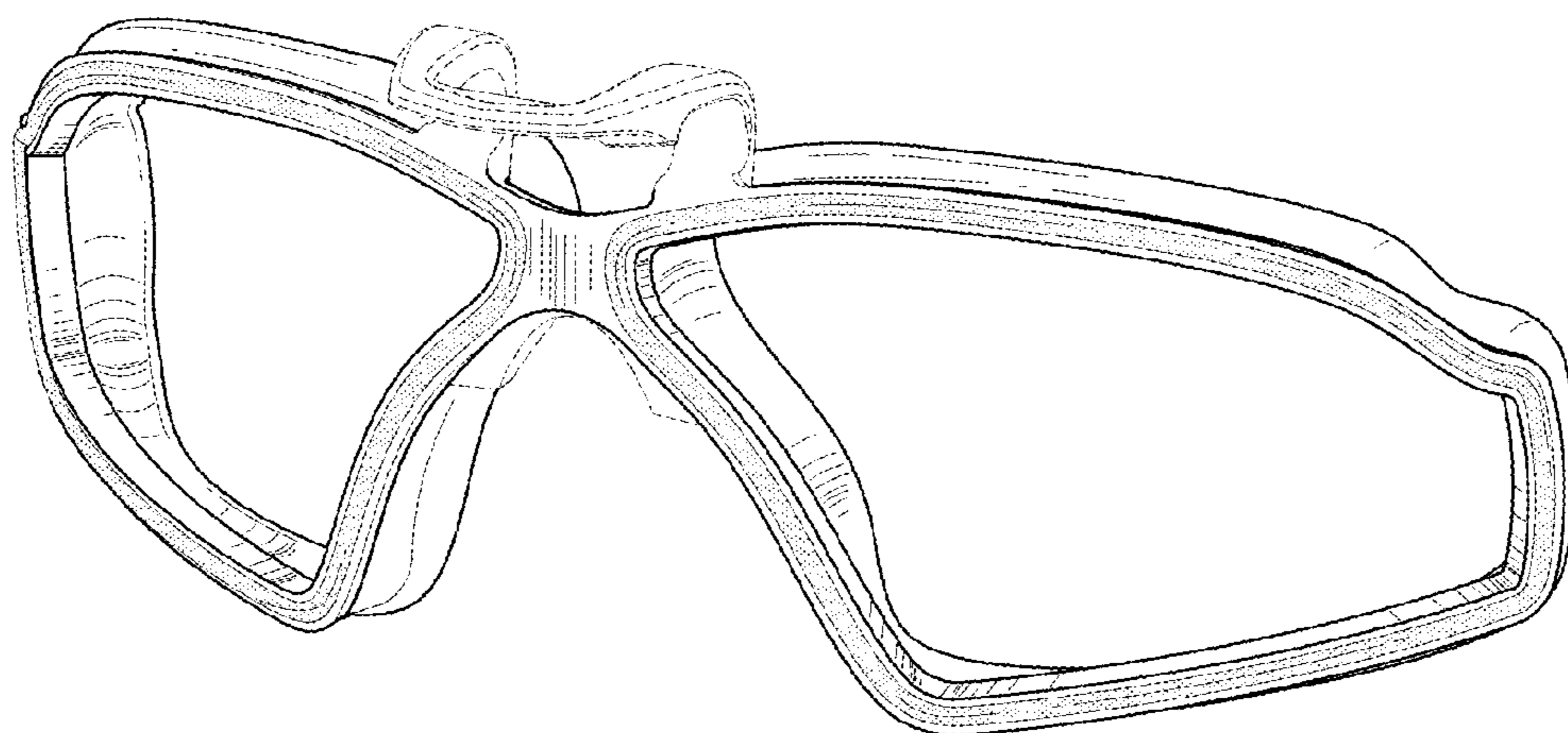


FIG. 1

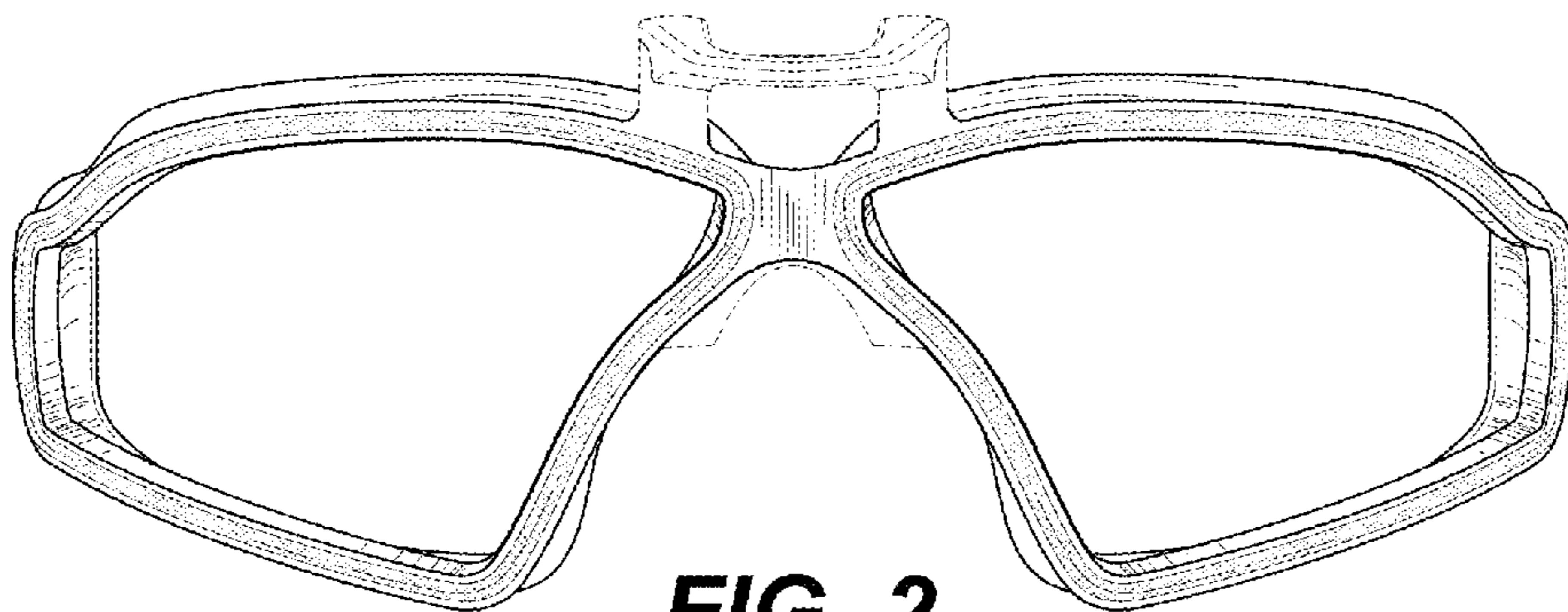


FIG. 2

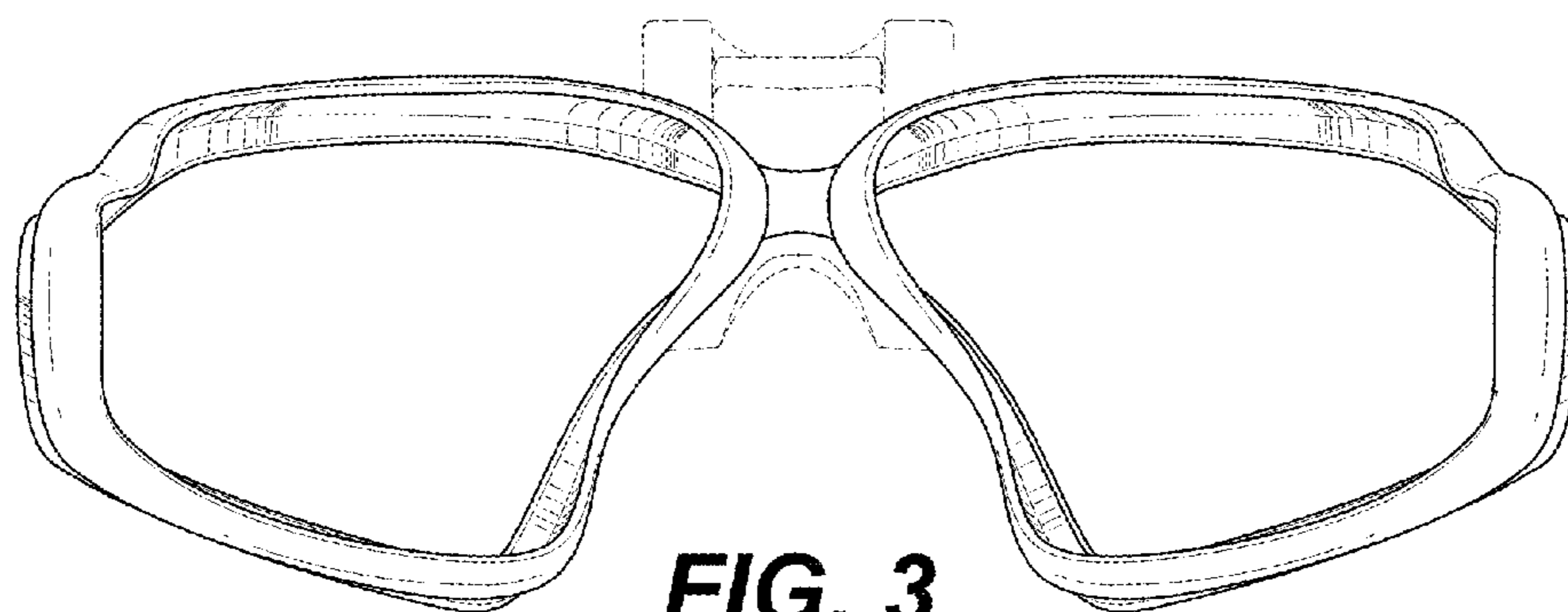


FIG. 3

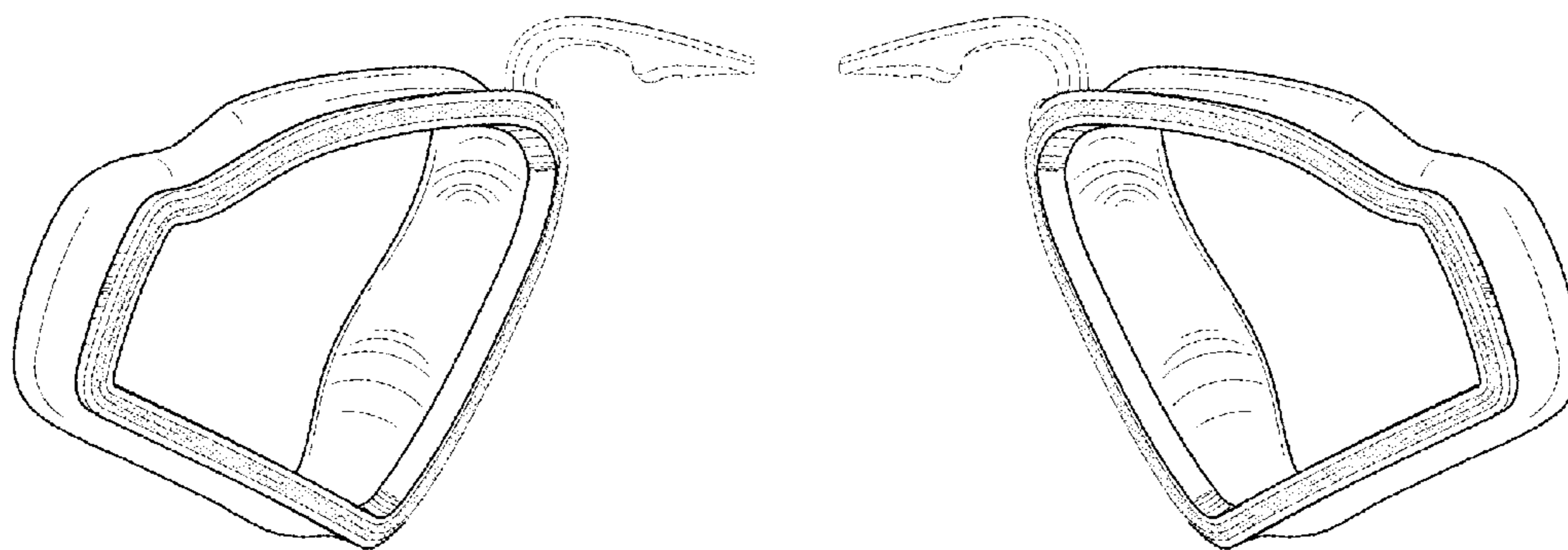


FIG. 4

FIG. 5

