

US00D700913S

(12) **United States Design Patent**
Kim et al.

(10) **Patent No.:** **US D700,913 S**
(45) **Date of Patent:** **** Mar. 11, 2014**

(54) **DISPLAY SCREEN WITH GRAPHICAL USER INTERFACE**

(75) Inventors: **Ji Hea Kim**, Seoul (KR); **Jung Hyun Lee**, Seoul (KR); **Kyung Eun Hwang**, Seoul (KR)

(73) Assignee: **LG Electronics Inc.**, Seoul (KR)

(**) Term: **14 Years**

(21) Appl. No.: **29/411,473**

(22) Filed: **Jan. 20, 2012**

(30) **Foreign Application Priority Data**

Jul. 22, 2011 (KR) 30-2011-0030720

(51) **LOC (10) Cl.** **14-04**

(52) **U.S. Cl.**
USPC **D14/486**

(58) **Field of Classification Search**
USPC D14/485-495; 715/700, 703, 715, 730, 715/742, 752, 758, 759, 764, 768, 771, 773, 715/776, 777, 779, 780, 781, 808, 809, 841, 715/842, 843, 848, 864, 867, 962, 963, 970, 715/975, 977

See application file for complete search history.

(56) **References Cited**

U.S. PATENT DOCUMENTS

D640,267 S * 6/2011 Jones et al. D14/486
D640,710 S * 6/2011 Brouwers et al. D14/486
D656,508 S * 3/2012 Makhlouf D14/486

D660,862 S * 5/2012 Anzures et al. D14/486
D662,107 S * 6/2012 Lee et al. D14/486
D666,210 S * 8/2012 Lee et al. D14/486
D673,165 S * 12/2012 Ospina Gonzalez D14/486
D678,305 S * 3/2013 Boyer et al. D14/486
D678,319 S * 3/2013 Lee et al. D14/486
D678,897 S * 3/2013 Lee et al. D14/486
D682,287 S * 5/2013 Cong et al. D14/486
D682,855 S * 5/2013 Iden D14/486
D683,351 S * 5/2013 Lee et al. D14/486

* cited by examiner

Primary Examiner — Angela J Lee

(74) *Attorney, Agent, or Firm* — Birch, Stewart, Kolasch & Birch, LLP

(57) **CLAIM**

We claim the ornamental design for a display screen with graphical user interface, as shown and described.

DESCRIPTION

The patent or application file contains at least one color drawing. Copies of this patent or patent application publication with color drawing will be provided by the USPTO upon request and payment of the necessary fee.

FIG. 1 is a perspective view of a display screen with graphical user interface showing our new design:

FIG. 2 is a front elevation view thereof; and,

FIG. 3 is an enlarged view of a portion of the image of FIG. 1.

The broken lines shown in the drawings present environmental structure that forms no part of the claimed design.

1 Claim, 3 Drawing Sheets
(3 of 3 Drawing Sheet(s) Filed in Color)




FIG. 1

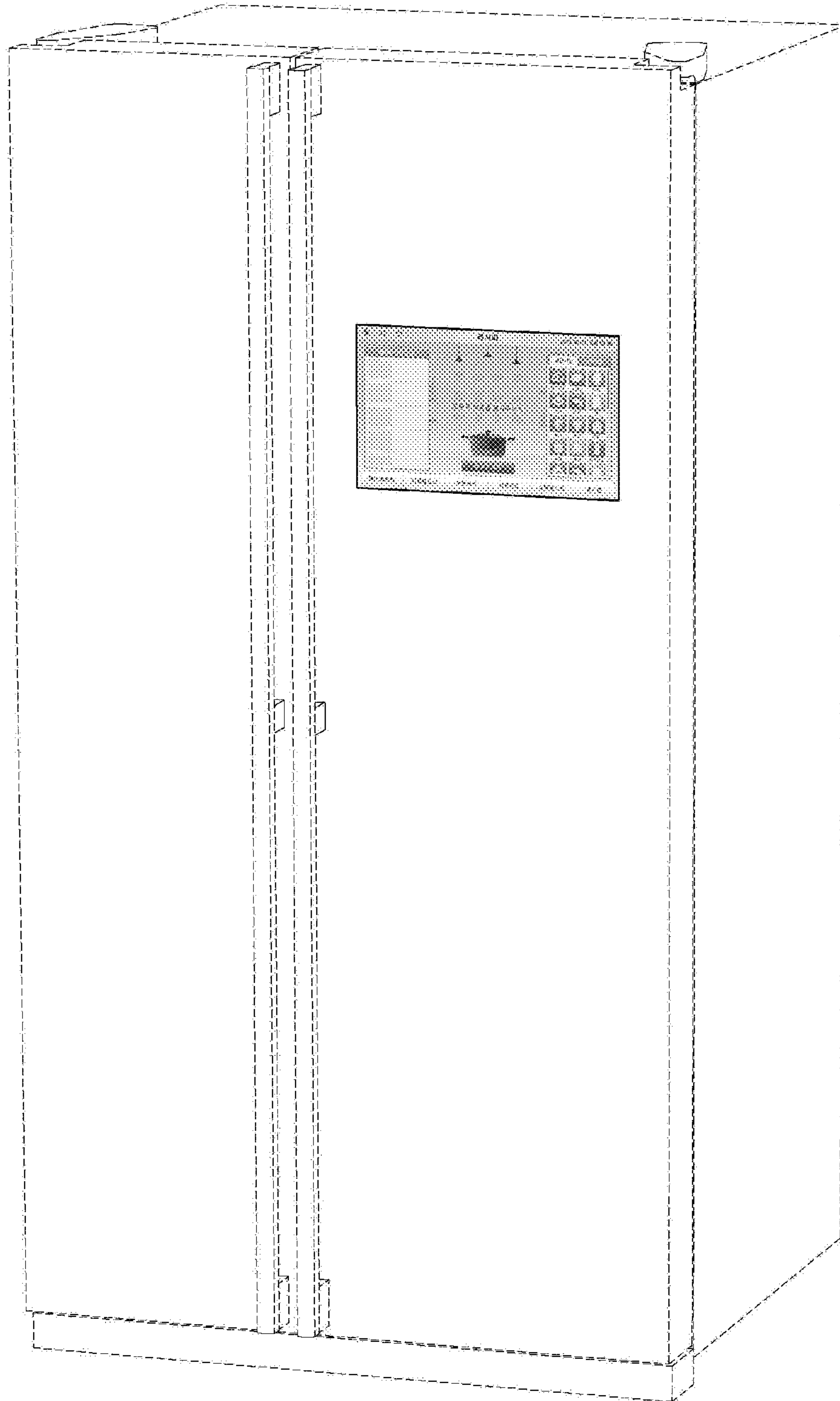


FIG. 2




FIG. 3

