



US00D700899S

(12) **United States Design Patent**  
**Corbin et al.**

(10) **Patent No.:** **US D700,899 S**

(45) **Date of Patent:** **\*\* \*Mar. 11, 2014**

(54) **COMPONENT OF AN ELECTRONIC DEVICE**

(56) **References Cited**

(75) Inventors: **Sean Stewart Corbin**, Cupertino, CA (US); **Brianna Celeste Wilson Green**, East Palo Alto, CA (US); **Stephen McClure**, San Francisco, CA (US); **Alex Chun Lap Yeung**, South San Francisco, CA (US)

U.S. PATENT DOCUMENTS

|              |     |         |                    |               |
|--------------|-----|---------|--------------------|---------------|
| 5,206,792    | A   | 4/1993  | Reynolds           |               |
| 6,104,613    | A   | 8/2000  | Urda et al.        |               |
| 6,235,995    | B1  | 5/2001  | Cheng et al.       |               |
| 6,479,755    | B1  | 11/2002 | Kim et al.         |               |
| D508,681     | S   | 8/2005  | Enderlein et al.   |               |
| 7,052,296    | B2  | 5/2006  | Yang et al.        |               |
| D525,213     | S   | 7/2006  | Enderlein et al.   |               |
| 7,492,596    | B1  | 2/2009  | Peng et al.        |               |
| 7,583,505    | B2  | 9/2009  | Wakabayashi et al. |               |
| D637,157     | S   | 5/2011  | Andre et al.       |               |
| D637,192     | S   | 5/2011  | Andre et al.       |               |
| D637,193     | S   | 5/2011  | Andre et al.       |               |
| 8,243,450    | B2  | 8/2012  | Takeguchi et al.   |               |
| D673,515     | S * | 1/2013  | Corbin et al.      | ..... D13/182 |
| 2010/0126760 | A1  | 5/2010  | Ishikawa           |               |

(73) Assignee: **Apple Inc.**, Cupertino, CA (US)

(\*) Notice: This patent is subject to a terminal disclaimer.

(\*\*) Term: **14 Years**

(21) Appl. No.: **29/432,386**

(22) Filed: **Sep. 14, 2012**

\* cited by examiner

*Primary Examiner* — Selina Sikder

(74) *Attorney, Agent, or Firm* — Sterne, Kessler, Goldstein & Fox P.L.L.C.

**Related U.S. Application Data**

(63) Continuation of application No. 29/385,795, filed on Feb. 18, 2011, now Pat. No. Des. 673,515.

(51) **LOC (10) Cl.** ..... **13-03**

(52) **U.S. Cl.**  
USPC ..... **D13/182**

(58) **Field of Classification Search**  
USPC ..... D13/182; D14/436; 29/829, 843;  
174/250, 254, 265; 361/679.01,  
361/679.31, 719, 720, 736, 748, 752, 756,  
361/760, 761, 773

See application file for complete search history.

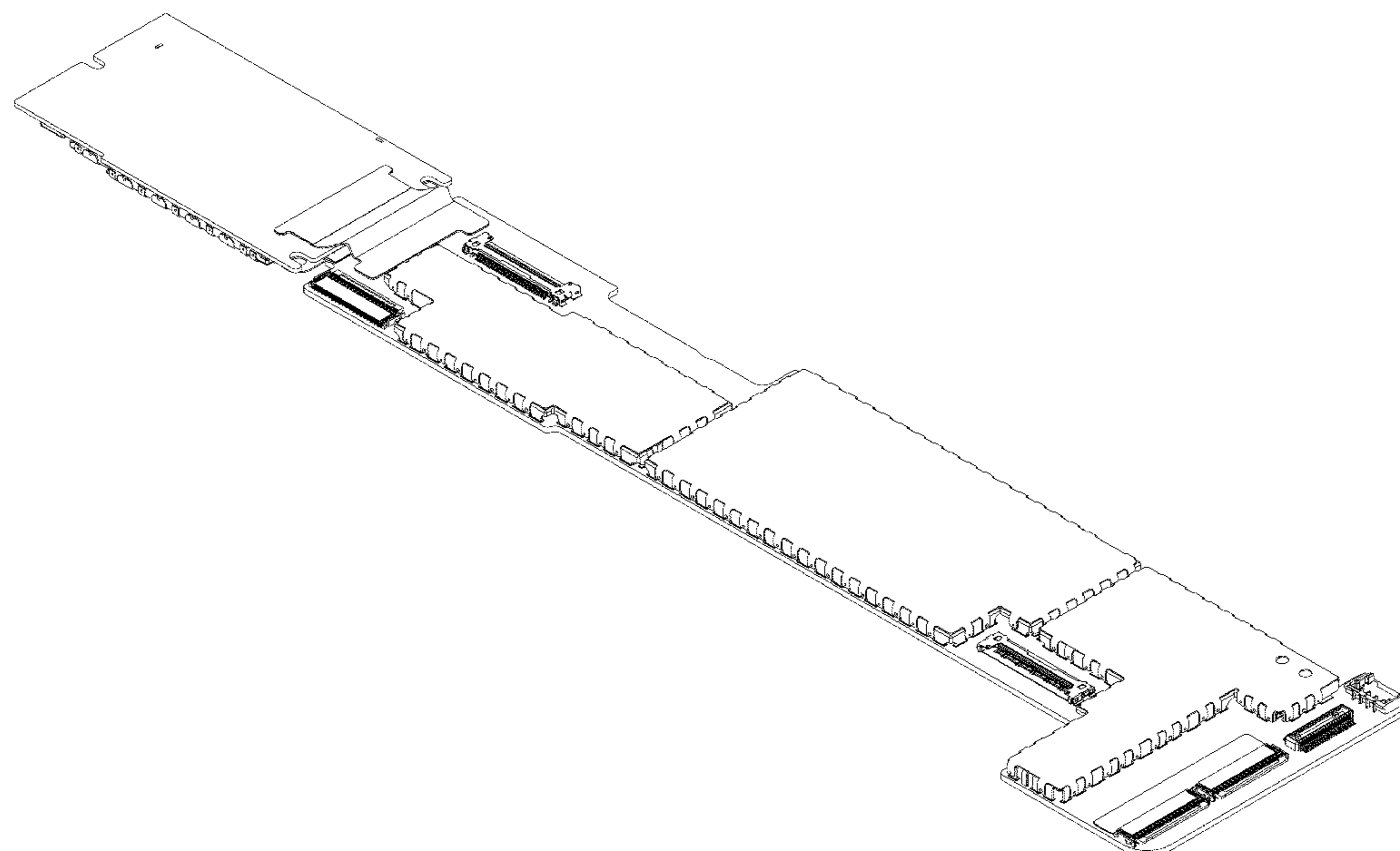
(57) **CLAIM**

The ornamental design for a component of an electronic device, as shown and described.

**DESCRIPTION**

FIG. 1 is a top front perspective view of a component of an electronic device showing our new design;  
FIG. 2 is a front view thereof;  
FIG. 3 is a rear view thereof;  
FIG. 4 is a left side view thereof;  
FIG. 5 is a right side view thereof;  
FIG. 6 is a top view thereof; and,  
FIG. 7 is a bottom view thereof.

**1 Claim, 5 Drawing Sheets**



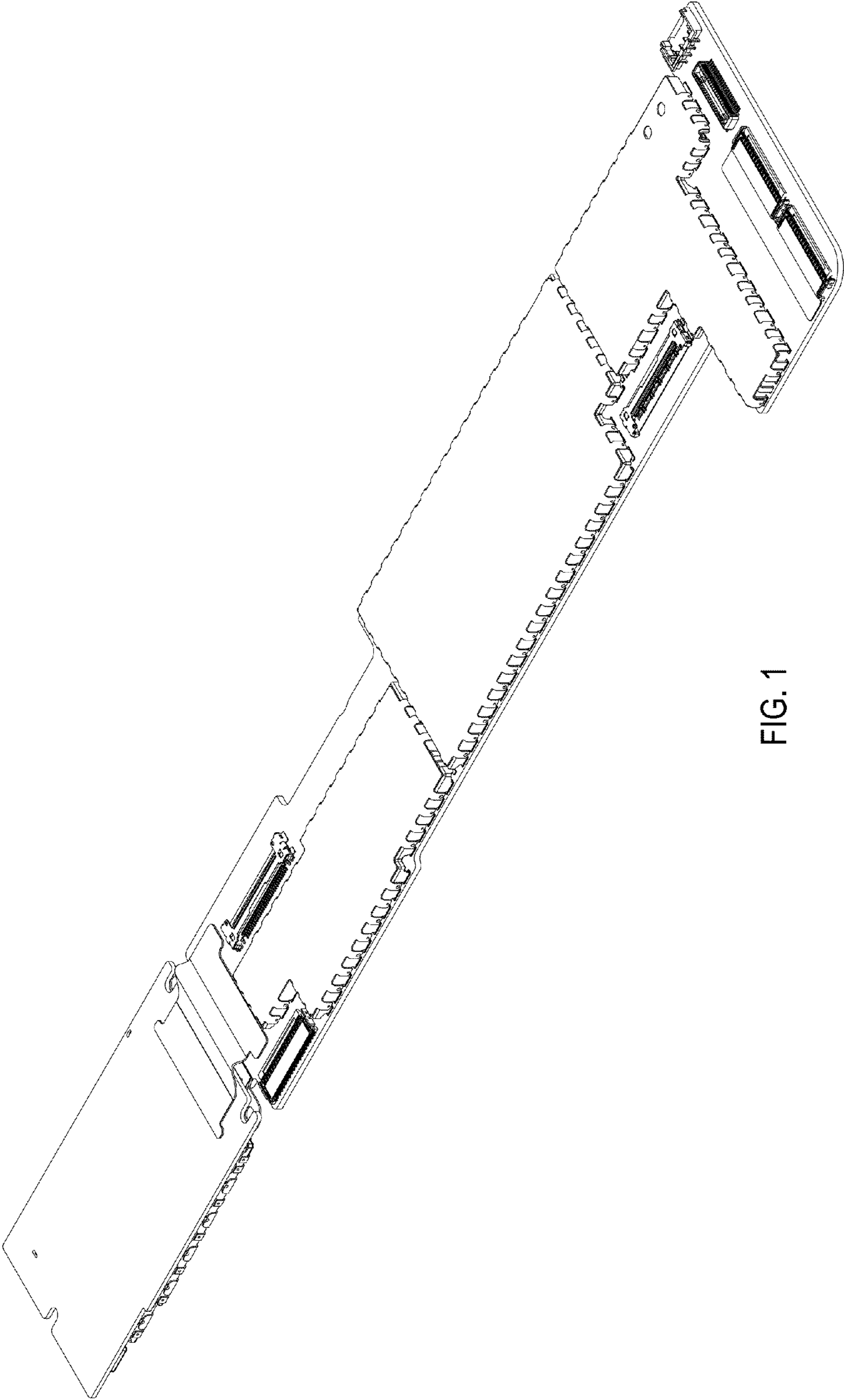


FIG. 1

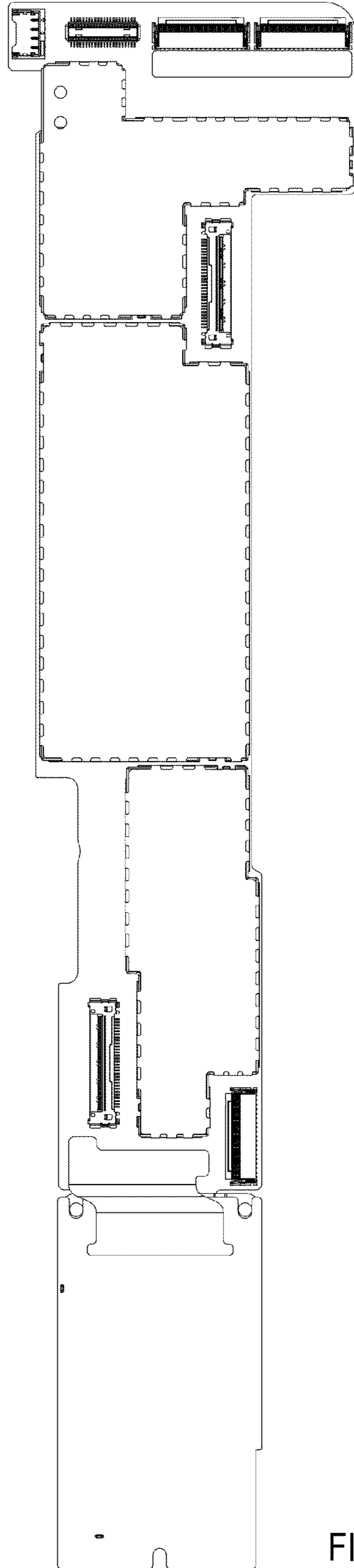


FIG. 2

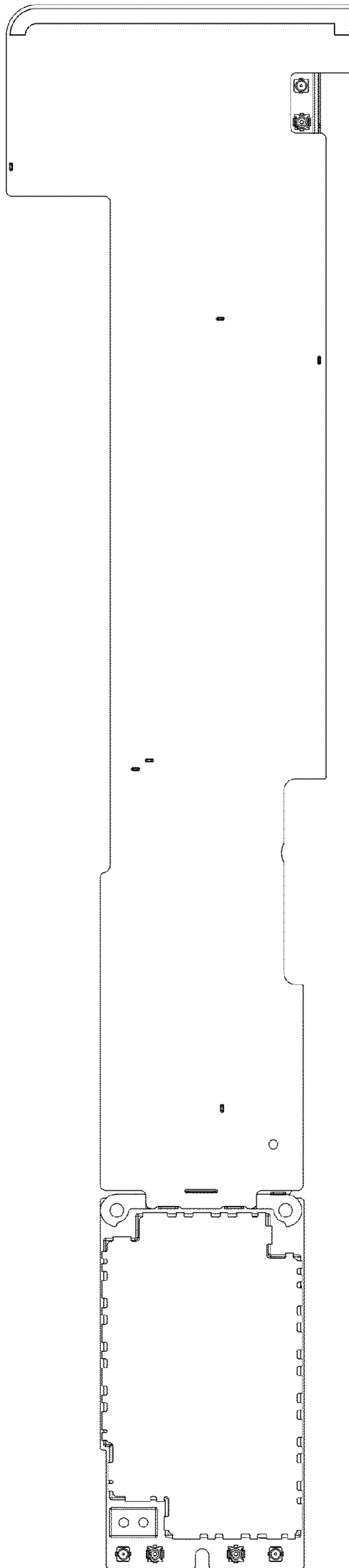


FIG. 3



FIG. 4

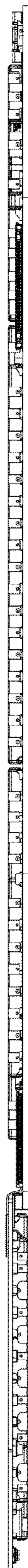


FIG. 5

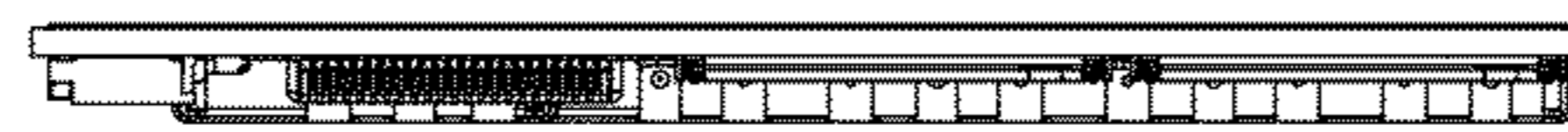


FIG. 6

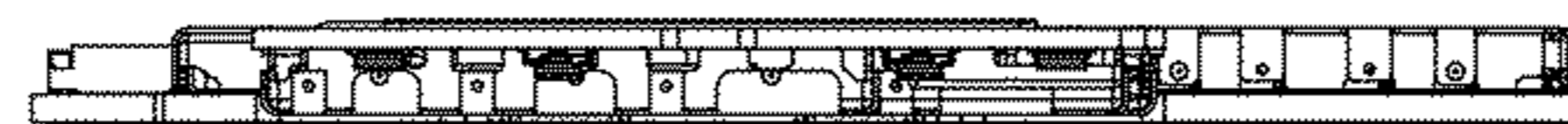


FIG. 7