



US00D700875S

(12) **United States Design Patent**
Jevremovic et al.

(10) **Patent No.:** **US D700,875 S**
(45) **Date of Patent:** **** Mar. 11, 2014**

(54) **DOOR PANEL FOR AN AUTOMOBILE**

(71) Applicant: **Toyota Jidosha Kabushiki Kaisha,**
Toyota (JP)

(72) Inventors: **Miljan Jevremovic,** Northville, MI
(US); **Peter Kim,** Northville, MI (US)

(73) Assignee: **Toyota Jidosha Kabushiki Kaisha (JP)**

(**) Term: **14 Years**

(21) Appl. No.: **29/432,617**

(22) Filed: **Sep. 18, 2012**

(30) **Foreign Application Priority Data**

Mar. 27, 2012 (JP) 2012-006915

(51) **LOC (10) Cl.** **12-16**

(52) **U.S. Cl.**
USPC **D12/196**

(58) **Field of Classification Search**
USPC D12/196, 90-92, 86; 296/181.1, 181.5
See application file for complete search history.

(56) **References Cited**

U.S. PATENT DOCUMENTS

D245,975 S *	10/1977	Tixier	D12/196
D309,287 S *	7/1990	Envall et al.	D12/196
D312,804 S *	12/1990	Okano	D12/196
D420,964 S *	2/2000	Sacco et al.	D12/196
D442,131 S *	5/2001	Pfeiffer	D12/196
D479,700 S *	9/2003	Boyer	D12/196
7,111,894 B2 *	9/2006	Kora et al.	296/146.1

D556,111 S *	11/2007	Levy	D12/196
D598,355 S *	8/2009	Sato et al.	D12/196
D653,596 S *	2/2012	Tomatsu et al.	D12/196
D659,619 S *	5/2012	Hakamata et al.	D12/196
D659,622 S *	5/2012	Matsumoto et al.	D12/196
D674,328 S *	1/2013	Ikuma et al.	D12/196
D686,957 S *	7/2013	Kwon et al.	D12/196

OTHER PUBLICATIONS

Audi, Audi A7 Sportback, NetCarShow.com, http://www.netcarshow.com/audi/2011-a7_sportback/, available at least as early as Mar. 6, 2012.

Hyundai, Hyundai Sonata Hybrid, NetCarShow.com, http://www.netcarshow.com/hyundai/2011-sonata_hybrid/, available at least as early as Mar. 6, 2012.

* cited by examiner

Primary Examiner — Melody Brown

(74) *Attorney, Agent, or Firm* — SAIDMAN DesignLaw Group

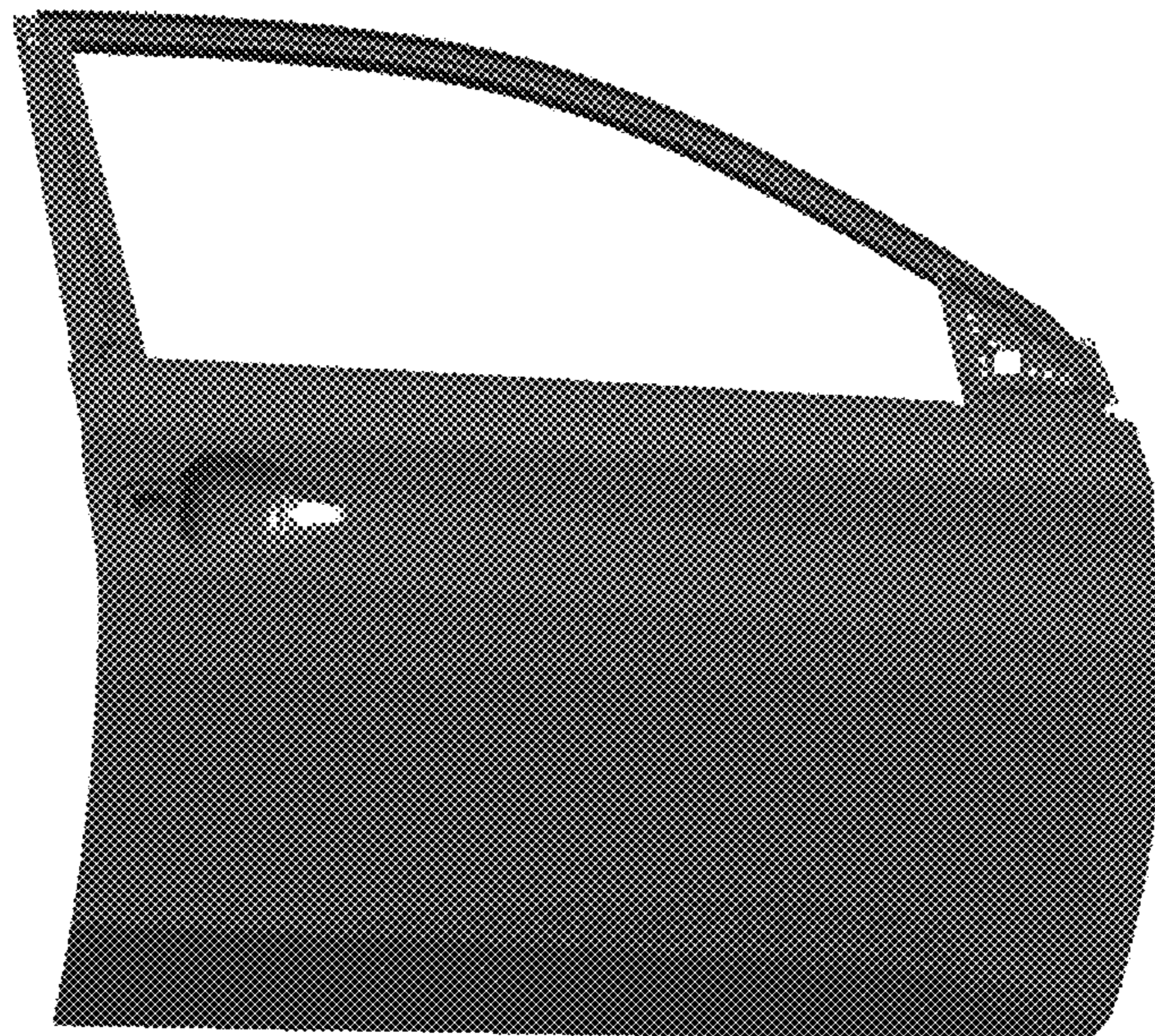
(57) **CLAIM**

The ornamental design for a door panel for an automobile, as shown and described.

DESCRIPTION

FIG. 1 is a front right perspective view of a door panel for an automobile showing our new design;
FIG. 2 is a front left perspective view thereof;
FIG. 3 is a front view thereof;
FIG. 4 is a rear view thereof;
FIG. 5 is a top view thereof;
FIG. 6 is a bottom side view thereof;
FIG. 7 is a left side view thereof; and,
FIG. 8 is a right side view thereof.

1 Claim, 5 Drawing Sheets






FIG. 2




FIG. 1



FIG. 3




FIG. 4




FIG. 5




FIG. 6



FIG. 8



FIG. 7