



US00D700868S

(12) **United States Design Patent**
Miyazaki

(10) **Patent No.:** **US D700,868 S**

(45) **Date of Patent:** **** *Mar. 11, 2014**

(54) **CHAIN FOR SLIDE FASTENER**

FOREIGN PATENT DOCUMENTS

(75) Inventor: **Yuichi Miyazaki**, Toyama (JP)
(73) Assignee: **YKK Corporation** (JP)
(*) Notice: This patent is subject to a terminal disclaimer.

CN	3238414	5/2002
CN	3336266	11/2003
CN	3647482	5/2007
CN	300683091	8/2007
JP	11-70005	3/1999
KR	10-0640044	10/2006

* cited by examiner

(**) Term: **14 Years**

Primary Examiner — Ralf Seifert

(21) Appl. No.: **29/421,626**

(74) *Attorney, Agent, or Firm* — Kilpatrick Townsend & Stockton LLP

(22) Filed: **Aug. 23, 2012**

(30) **Foreign Application Priority Data**

Feb. 24, 2012 (JP) 2012-003849

(51) **LOC (10) Cl.** **02-07**

(52) **U.S. Cl.**
USPC **D11/221**

(58) **Field of Classification Search**
USPC D11/200, 201, 221; 24/381–383,
24/385–387, 414–417, 421–422, 427–431,
24/433, 418–419; 2/265; 294/3.6; D2/853;
29/760

See application file for complete search history.

(57) **CLAIM**

The ornamental design for a chain for a slide fastener, as shown and described.

DESCRIPTION

The file of this patent contains at least one photograph executed in color. Copies of this patent with color photographs will be provided by the Office upon request and payment of the necessary fee.

FIG. 1 is a perspective view of the bottom, front and right side of a chain for a slider fastener showing my new design;

FIG. 2 is a front view thereof;

FIG. 3 is a rear view thereof;

FIG. 4 is a top plan view thereof;

FIG. 5 is a bottom view thereof;

FIG. 6 is a right side view thereof; and,


FIG. 7 is a left side view thereof.

(56) **References Cited**

U.S. PATENT DOCUMENTS

D265,606	S	*	8/1982	Kasai	D11/221
4,922,585	A	*	5/1990	Suzuki et al.	24/381
6,253,425	B1	*	7/2001	Matsushima et al.	24/399
6,279,209	B1		8/2001	Kang		
D586,693	S	*	2/2009	Stenhall	D11/221

1 Claim, 7 Drawing Sheets
(7 of 7 Drawing Sheet(s) Filed in Color)



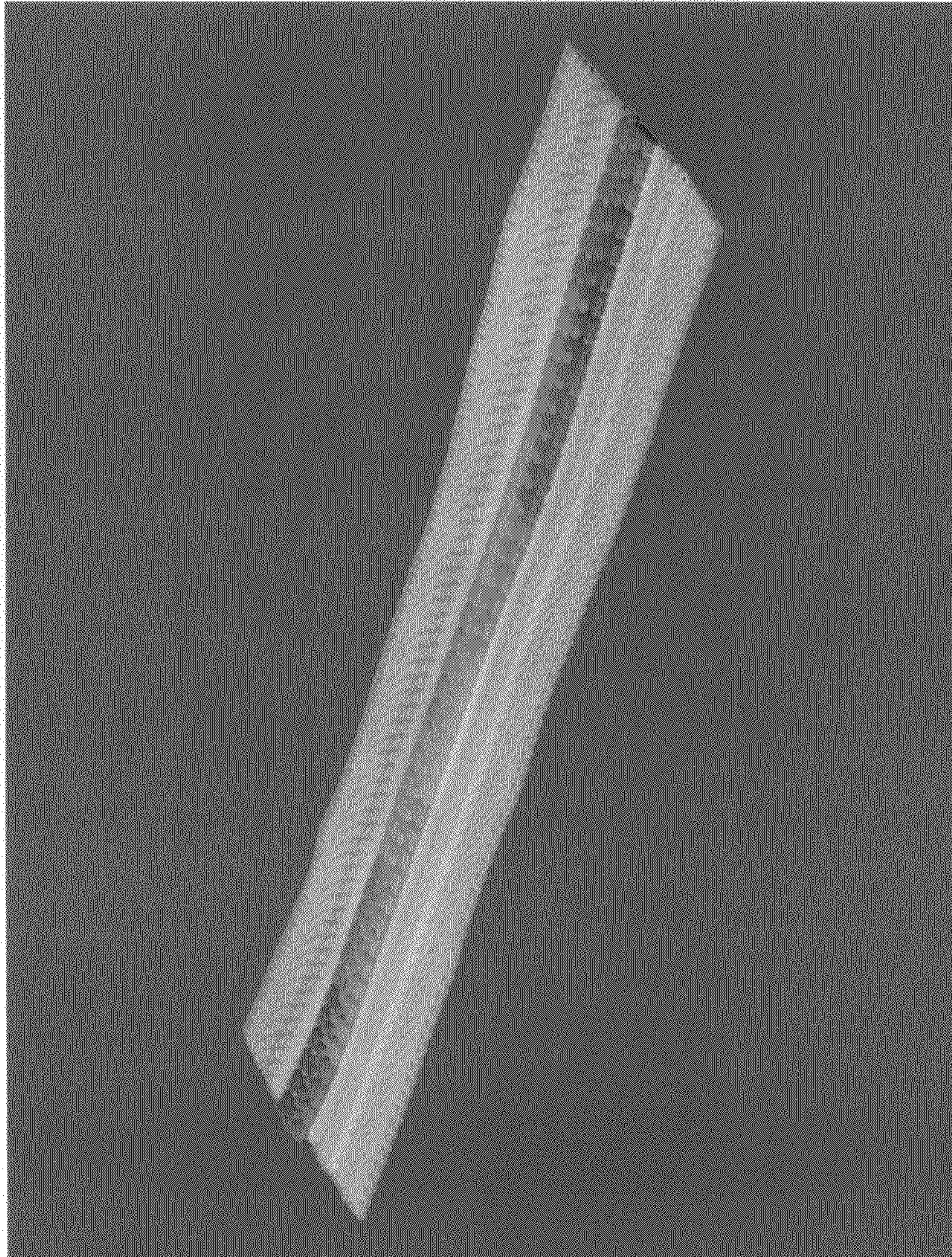


Fig. 1

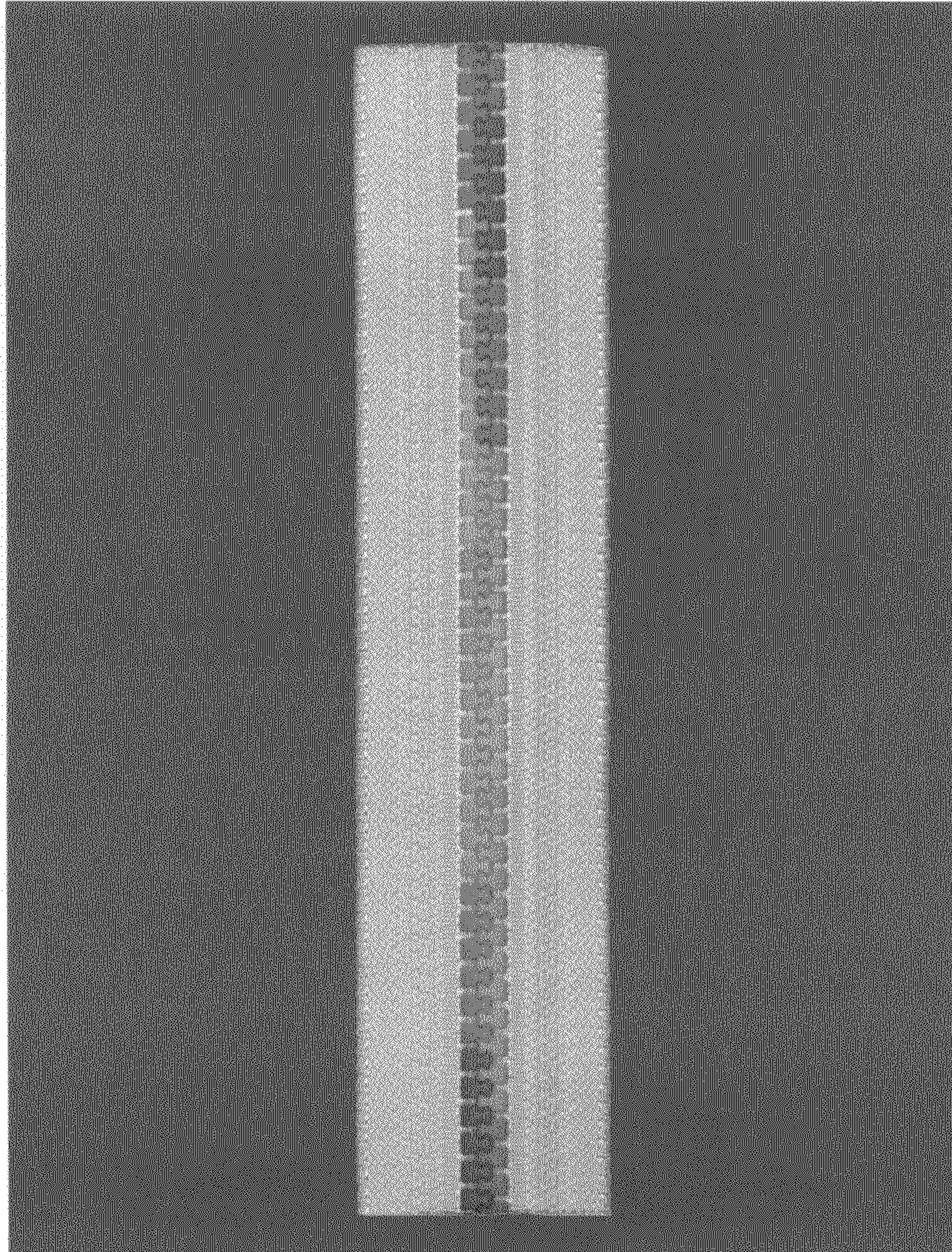


Fig. 2




Fig. 3




Fig. 4




Fig. 5




Fig. 6




Fig. 7