



US00D700865S

(12) **United States Design Patent**
Miyazaki

(10) **Patent No.:** **US D700,865 S**
(45) **Date of Patent:** **** *Mar. 11, 2014**

(54) **CHAIN FOR SLIDE FASTENER**

6,253,425 B1 * 7/2001 Matsushima et al. 24/399
6,279,209 B1 8/2001 Kang
D586,693 S * 2/2009 Stenhall D11/221

(75) Inventor: **Yuichi Miyazaki**, Toyama (JP)

(73) Assignee: **YKK Corporation** (JP)

(*) Notice: This patent is subject to a terminal disclaimer.

(**) Term: **14 Years**

(21) Appl. No.: **29/421,623**

(22) Filed: **Aug. 23, 2012**

(30) **Foreign Application Priority Data**

Feb. 24, 2012 (JP) 2012-003845

(51) **LOC (10) Cl.** **02-07**

(52) **U.S. Cl.**
USPC **D11/221**

(58) **Field of Classification Search**
USPC D11/200, 201, 221; 24/381-383,
24/385-387, 414-417, 418-419, 421-422,
24/427-431, 433; 2/265; 294/3.6; D2/853;
29/760

See application file for complete search history.

(56) **References Cited**

U.S. PATENT DOCUMENTS

D265,606 S * 8/1982 Kasai D11/221
4,922,585 A * 5/1990 Suzuki et al. 24/381

FOREIGN PATENT DOCUMENTS

CN 3238414 5/2002
CN 3336266 11/2003
CN 3647482 5/2007
CN 300683091 8/2007
JP 11-70005 3/1999
KR 10-0640044 10/2006

* cited by examiner

Primary Examiner — Ralf Seifert

(74) *Attorney, Agent, or Firm* — Kilpatrick, Townsend & Stockton LLP

(57) **CLAIM**

The ornamental design for a chain for a slide fastener, as shown and described.

DESCRIPTION

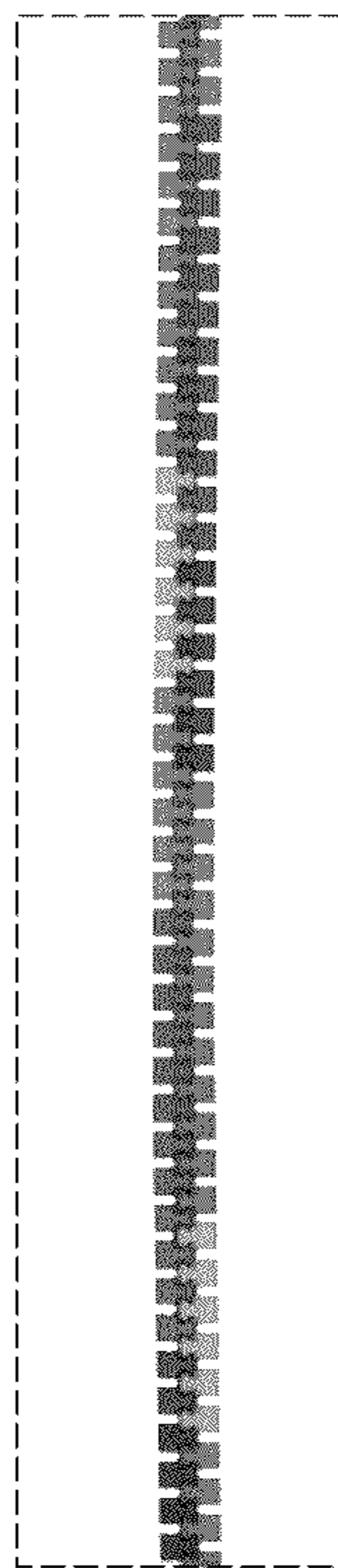
The file of this patent contains at least one photograph executed in color. Copies of this patent with color photographs will be provided by the Office upon request and payment of the necessary fee.

FIG. 1 is a front view of a chain for a slider fastener showing my (our) new design; and,

FIG. 2 is a rear view thereof.

The portions of the article colored in gray are shown for illustrative purposes only and form no part of the claimed design.

1 Claim, 2 Drawing Sheets
(2 of 2 Drawing Sheet(s) Filed in Color)



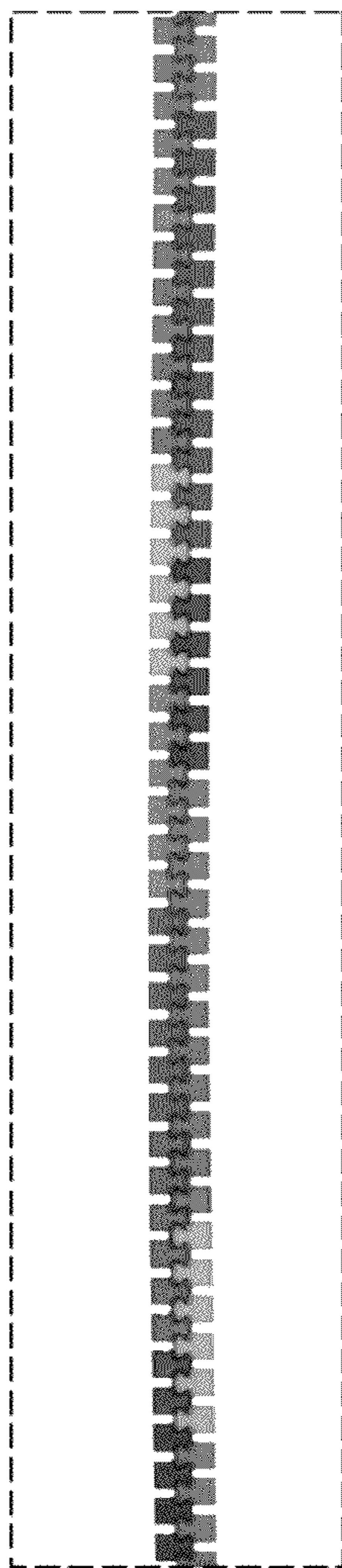


Fig. 1

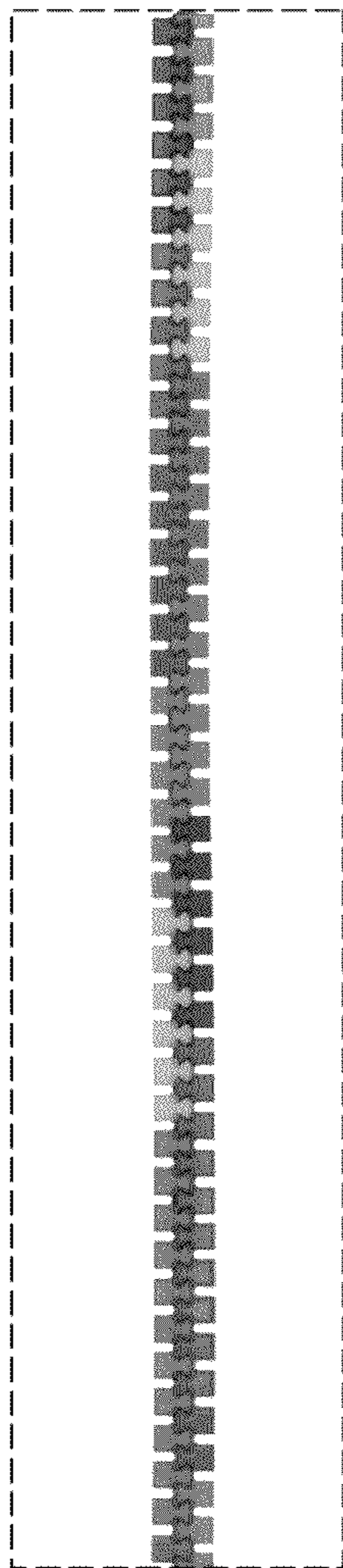


Fig. 2