



US00D700864S

(12) **United States Design Patent**
Pernu et al.

(10) **Patent No.:** **US D700,864 S**
(45) **Date of Patent:** **** Mar. 11, 2014**

(54) **MODULE ASSEMBLY**

(71) Applicants: **Kimmo Pernu**, Vantaa (FI); **Tapio Selby**, Vantaa (FI); **Timo Yliluoma**, Vantaa (FI)

(72) Inventors: **Kimmo Pernu**, Vantaa (FI); **Tapio Selby**, Vantaa (FI); **Timo Yliluoma**, Vantaa (FI)

(73) Assignee: **Suunto Oy**, Vantaa (FI)

(**) Term: **14 Years**

(21) Appl. No.: **29/434,371**

(22) Filed: **Oct. 12, 2012**

(51) **LOC (10) Cl.** **02-07**

(52) **U.S. Cl.**
USPC **D11/220**

(58) **Field of Classification Search**
USPC D11/220, 222, 226, 218; 24/1, 681, 24/689-691, 18, 683, 108, 674, 692, 24/621-623, 671, 662, 618; 292/319; D8/382

See application file for complete search history.

(56) **References Cited**

U.S. PATENT DOCUMENTS

3,551,963 A * 1/1971 Mosher 24/618
D301,566 S * 6/1989 Heiberger D11/218
D301,567 S * 6/1989 Burke D11/220
5,933,929 A * 8/1999 Kawakami et al. 24/681

D492,619 S * 7/2004 Udolph et al. D11/200
D493,388 S * 7/2004 Candotti D11/226
D626,451 S * 11/2010 Helwig et al. D11/220
D626,452 S * 11/2010 Helwig et al. D11/220
D636,292 S * 4/2011 Brown D11/220
D642,089 S * 7/2011 Chan D11/220
D664,891 S * 8/2012 Takeda D11/220
D665,304 S * 8/2012 Takeda D11/220
D678,816 S * 3/2013 Chan D11/220

* cited by examiner

Primary Examiner — T. Chase Nelson

Assistant Examiner — Mark Cavanna

(74) *Attorney, Agent, or Firm* — Terence P. O'Brien

(57) **CLAIM**

We claim the ornamental design for a module assembly, as shown and described.

DESCRIPTION

FIG. 1 is top, side perspective view of a module assembly; FIG. 2 is a bottom, side perspective view of the module assembly of FIG. 1;

FIG. 3 is a top view of the module assembly of FIG. 1;

FIG. 4 is a bottom view of the module assembly of FIG. 1;

FIG. 5 is a first end view of the module assembly of FIG. 1

FIG. 6 is a second end view of the module assembly of FIG. 1; and,

FIG. 7 is a side view of the module assembly of FIG. 1.

The ornamental design that is claimed is shown in solid lines in the drawings. The broken (dashed) lines shown in FIGS. 1 through 7 are included for the purpose of illustrating environmental elements only and form no part of the claimed design.

1 Claim, 6 Drawing Sheets

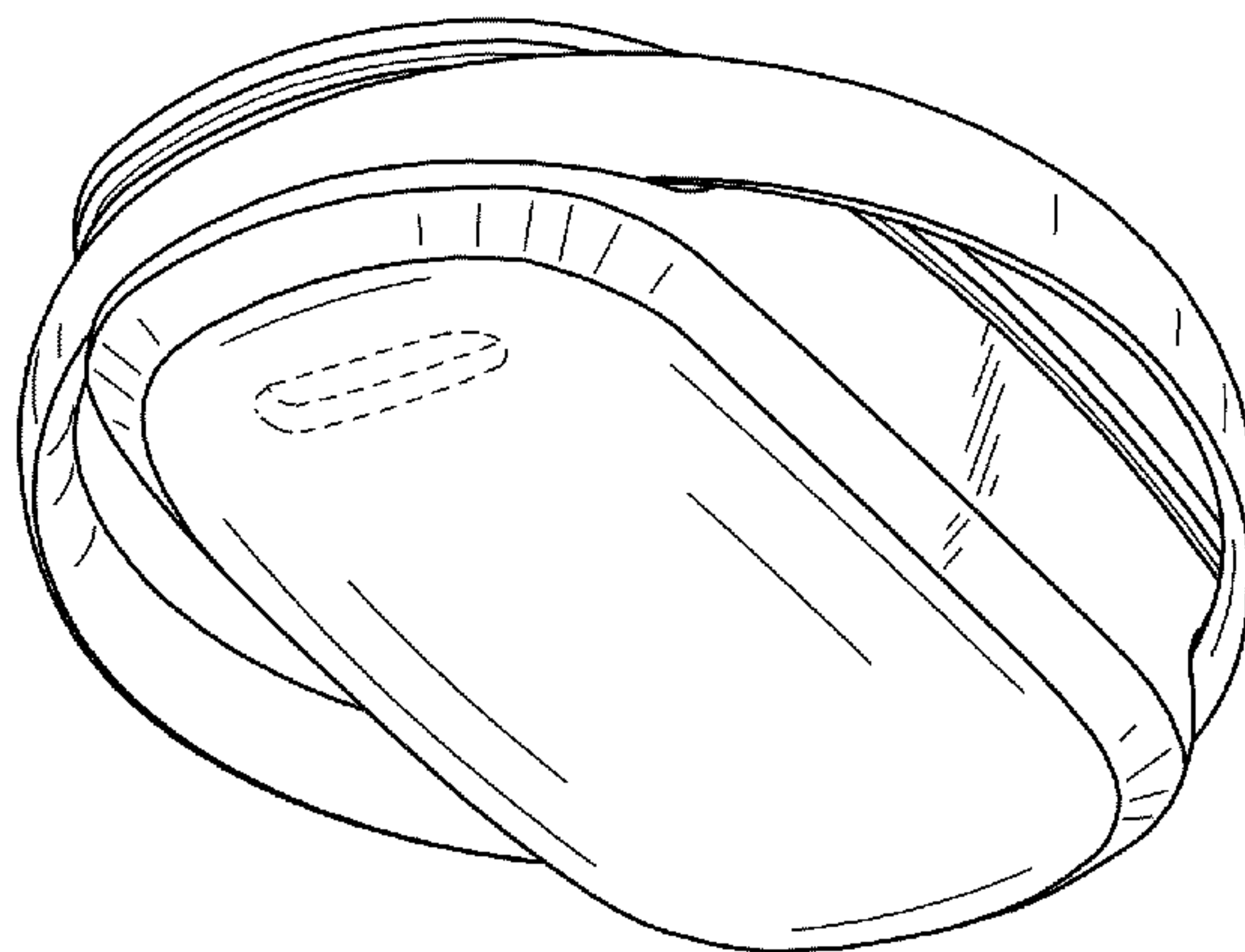
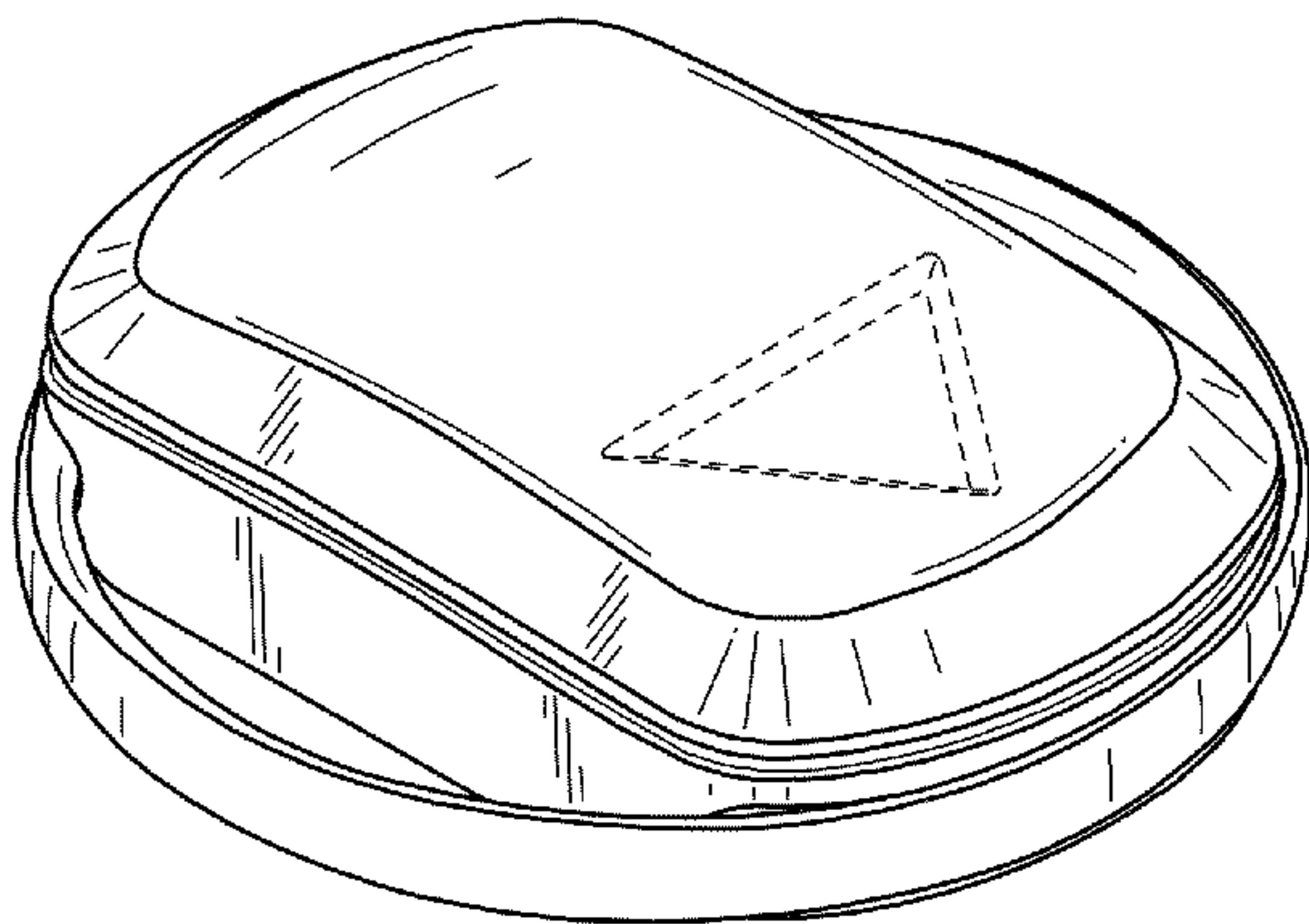


FIG. 1

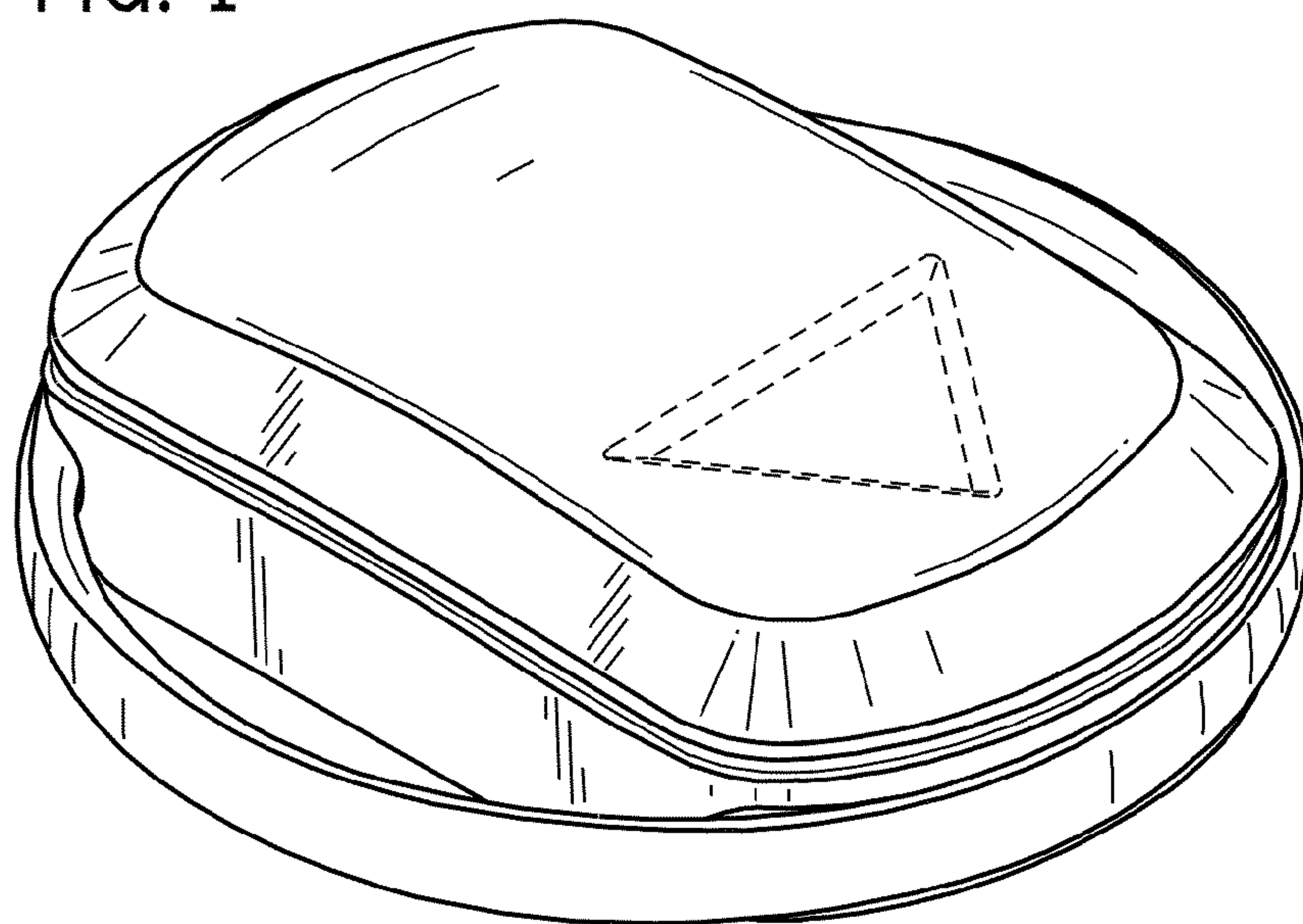


FIG. 2

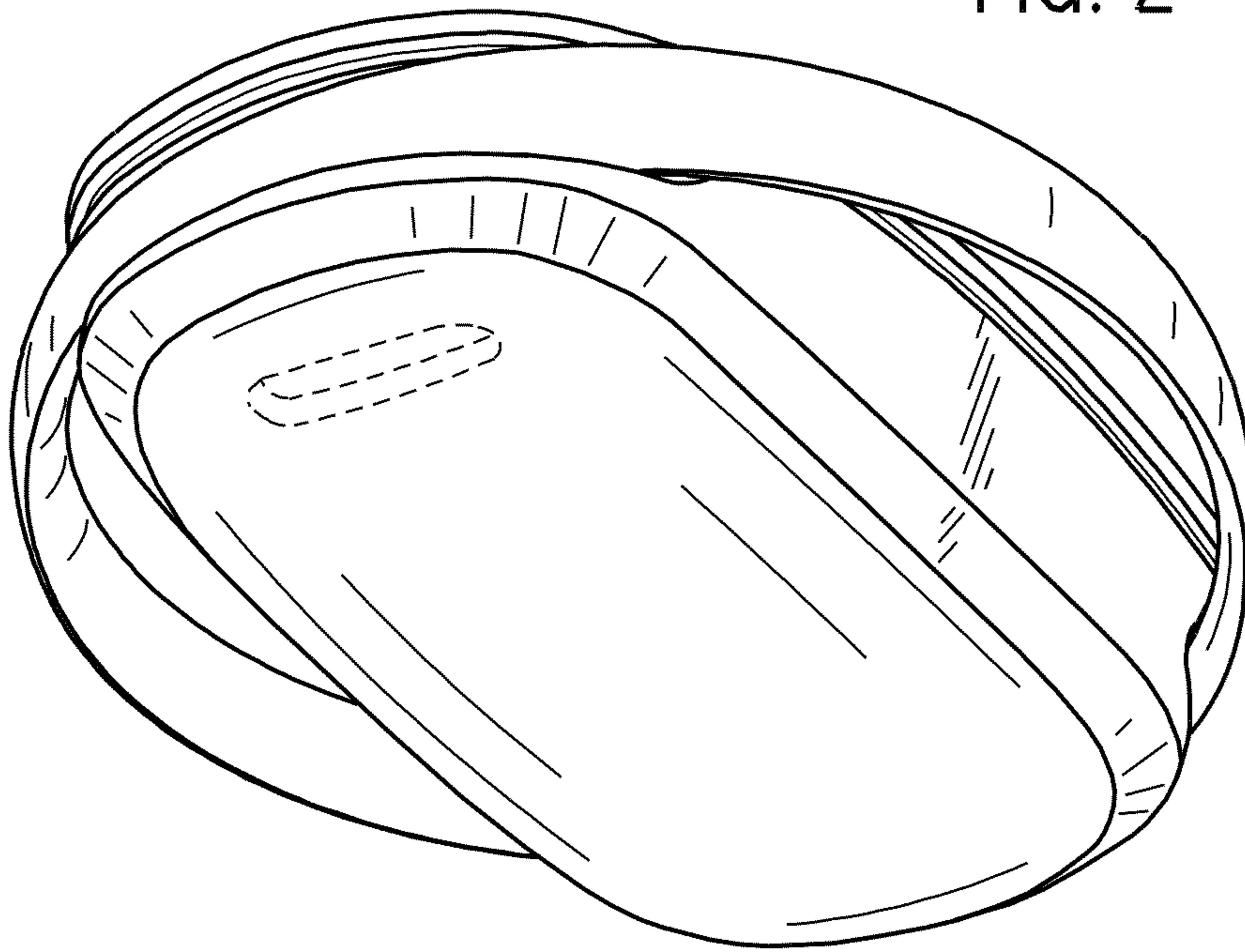


FIG. 3

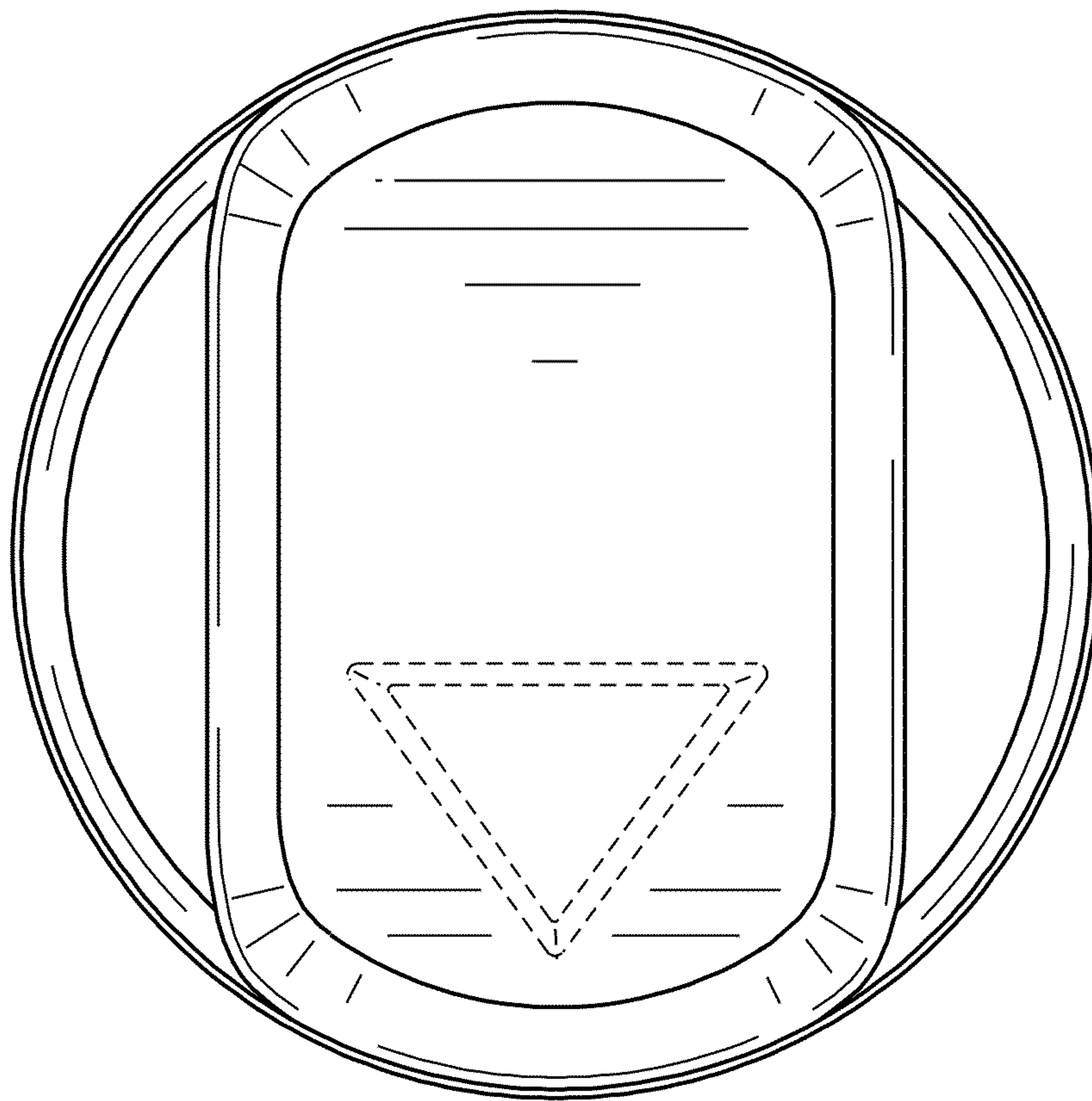


FIG. 4

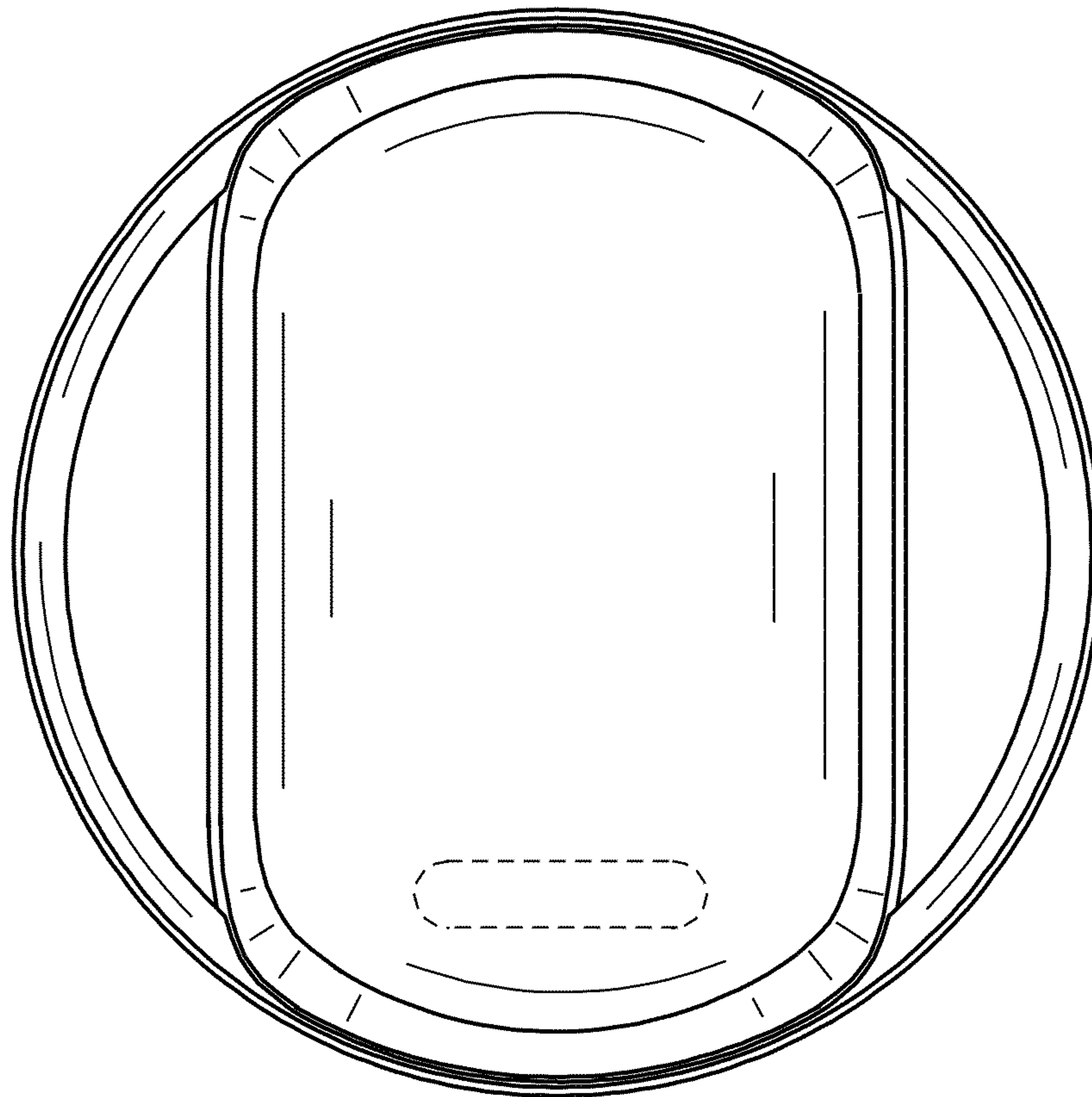


FIG. 5




FIG. 6




FIG. 7

