



US00D700863S

(12) **United States Design Patent**
Paragamian

(10) **Patent No.:** **US D700,863 S**
(45) **Date of Patent:** **** Mar. 11, 2014**

- (54) **FRONT SILHOUETTE PLAQUE**
- (76) Inventor: **Jon Travis Paragamian**, Coeur d Alene, ID (US)
- (**) Term: **14 Years**
- (21) Appl. No.: **29/427,414**
- (22) Filed: **Jul. 17, 2012**
- (51) **LOC (10) CL.** **11-02**
- (52) **U.S. Cl.**
USPC **D11/134**
- (58) **Field of Classification Search**
USPC D11/134, 131, 132, 133, 80, 82, 127;
D21/614, 620, 576, 584; 428/913.3,
428/542.2, 542.4, 542.6, 16; 434/296
See application file for complete search history.

- D407,993 S * 4/1999 Sprinkle D11/134
- D416,825 S * 11/1999 Hull et al. D11/51
- D437,250 S * 2/2001 Hull et al. D11/82
- D479,809 S * 9/2003 Banman D11/132
- D611,875 S * 3/2010 Walker D11/134

* cited by examiner

Primary Examiner — T. Chase Nelson
Assistant Examiner — Michelle E Wilson

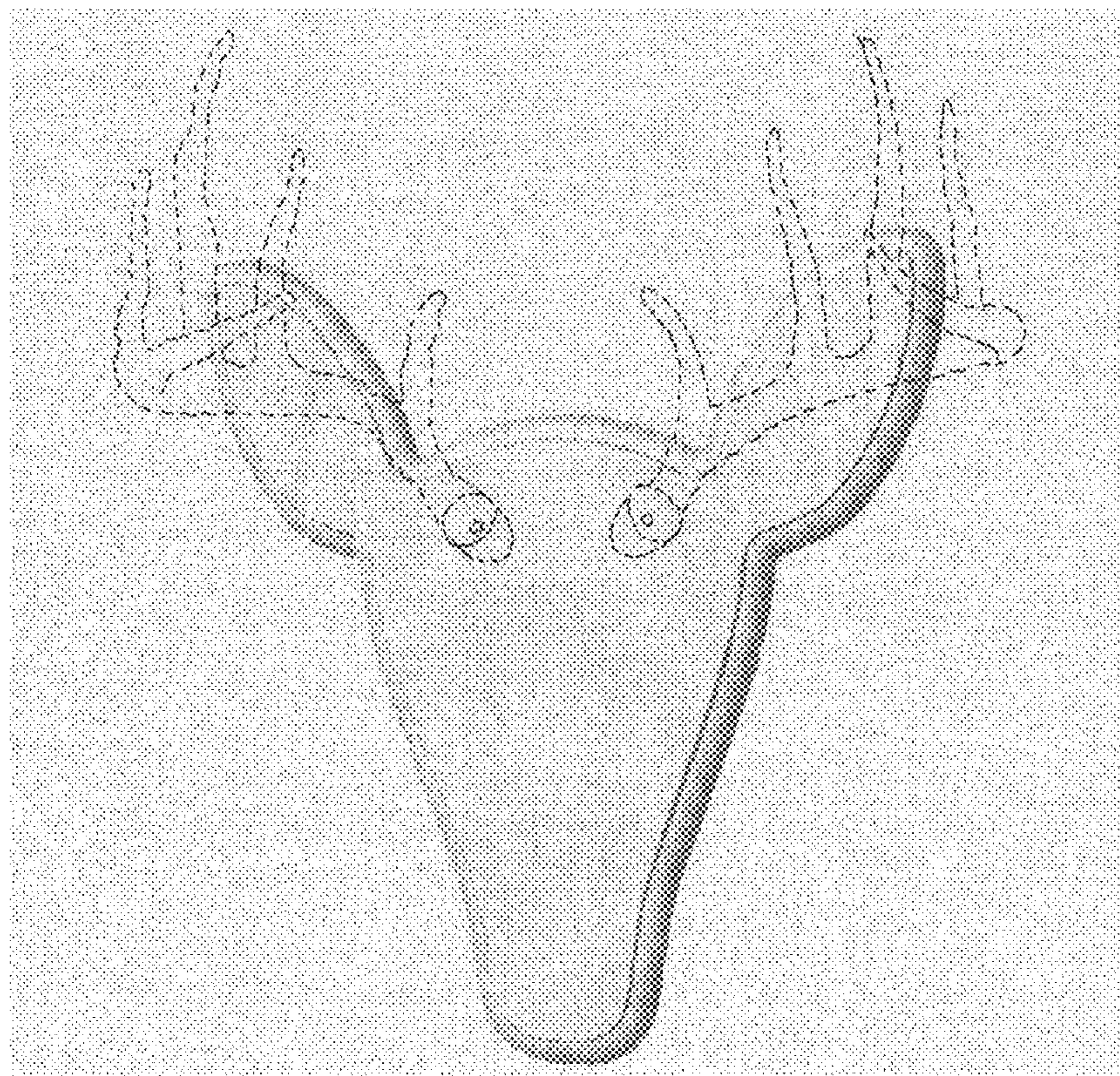
(57) **CLAIM**
The ornamental design for front silhouette plaque, as shown and described.

DESCRIPTION

FIG. 1 is a perspective view of the front silhouette plaque according to an embodiment.
 FIG. 2 is a front elevation view of the front silhouette plaque of FIG. 1.
 FIG. 3 is a top view of the front silhouette plaque of FIG. 1.
 FIG. 4 is a side elevation view of the front silhouette plaque of FIG. 1.
 FIG. 5 is a bottom view of the front silhouette plaque of FIG. 1; and,
 FIG. 6 is a rear elevation view of the front silhouette plaque of FIG. 1.
 The broken line showing of the antlers and other elements are included for the purpose of illustrating environment and forms no part of the claimed design.

- (56) **References Cited**
U.S. PATENT DOCUMENTS
390,702 A * 10/1888 Pflueger 54/76
1,853,902 A * 4/1932 Kaplan 40/781
D136,750 S * 11/1943 Handler D11/49
D167,686 S * 9/1952 Glass D11/239
D189,086 S * 10/1960 Smith D23/367
D193,620 S * 9/1962 Long D11/133
D296,677 S * 7/1988 Trueax D11/134
4,964,928 A * 10/1990 Wieman et al. 148/525
5,453,307 A * 9/1995 Rezmer 428/16
5,834,073 A * 11/1998 Greenblat et al. 428/13

1 Claim, 4 Drawing Sheets



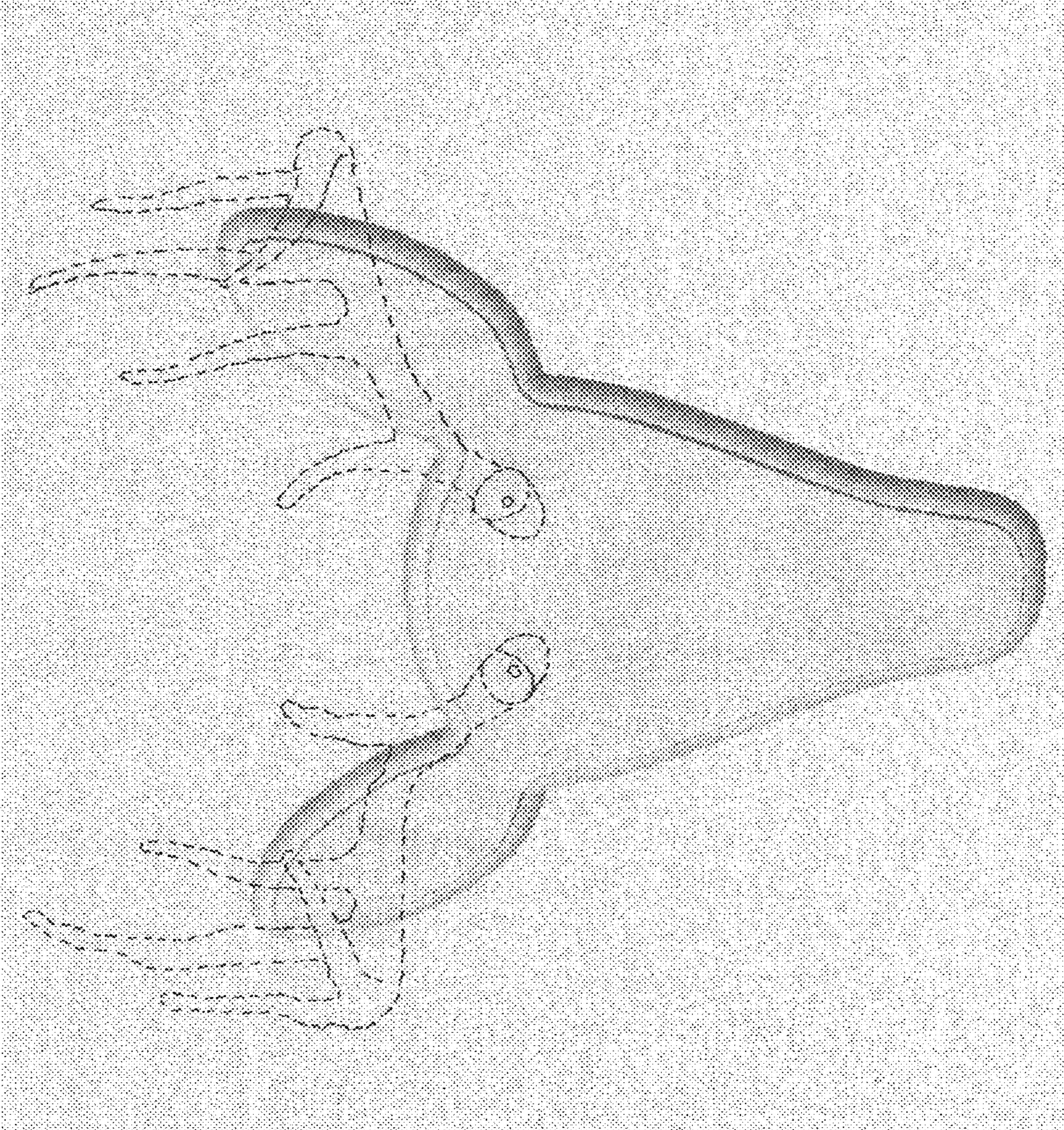


Fig 1

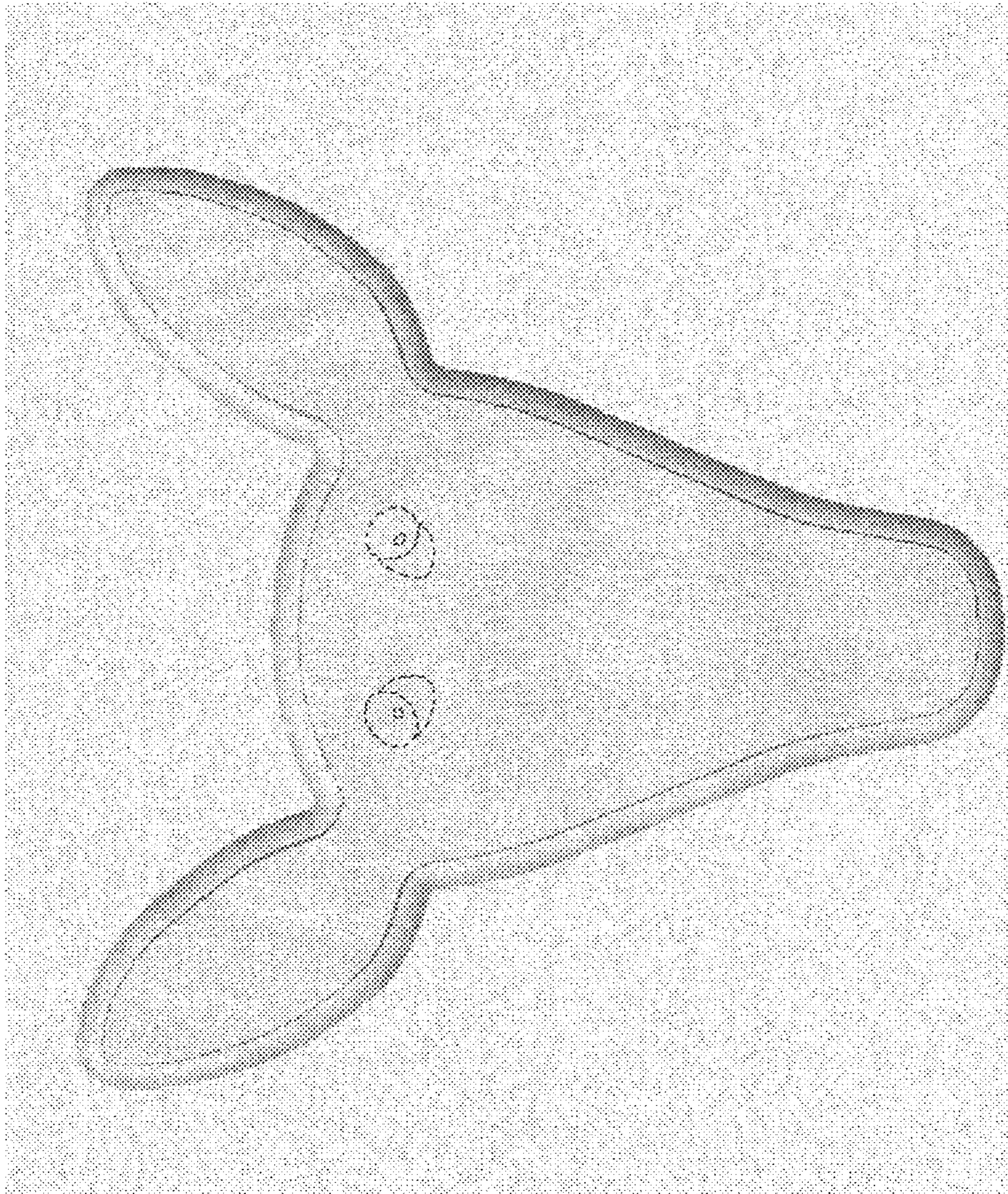


Fig 2



Fig 3




Fig 4



Fig 5

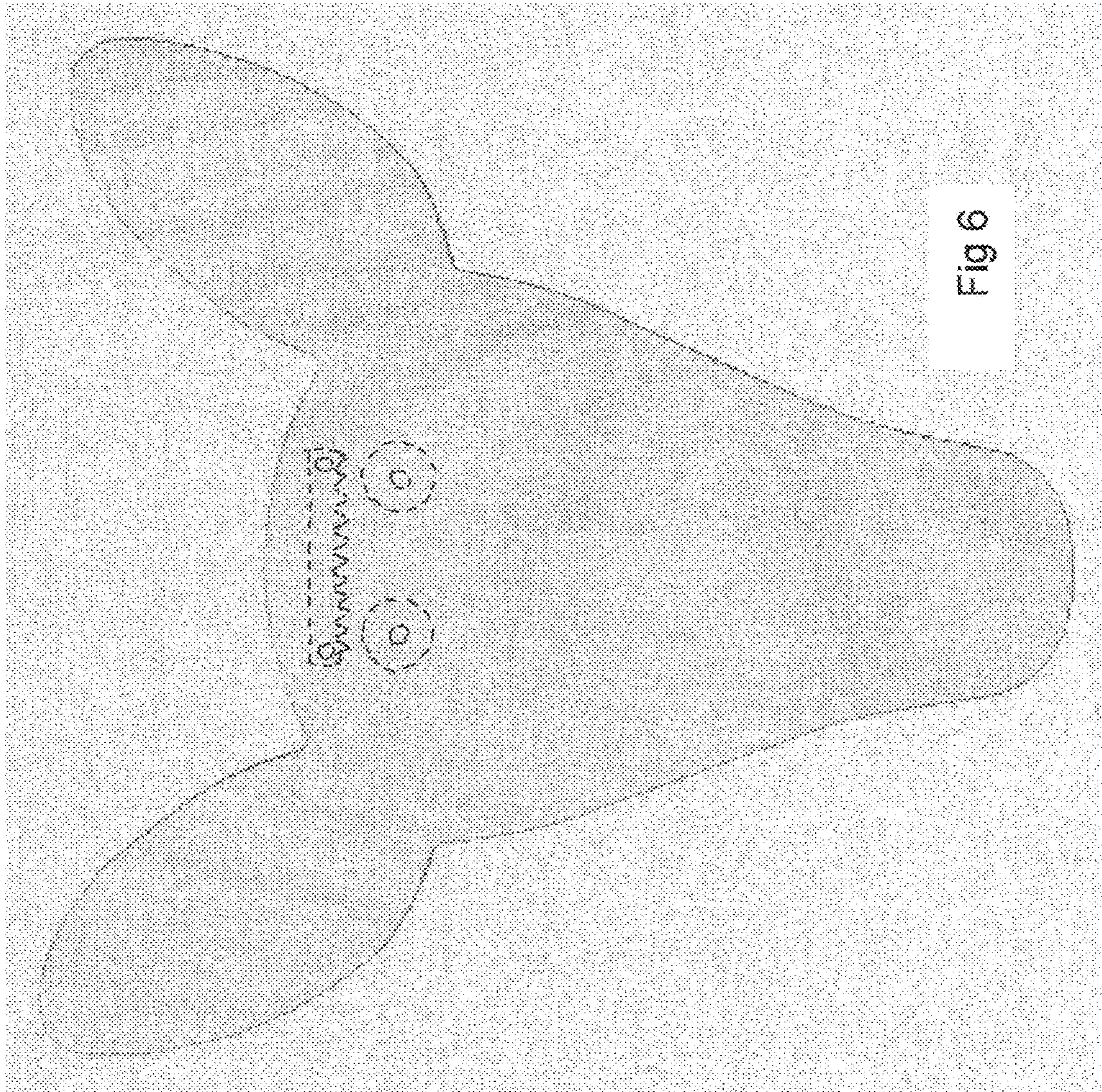


Fig 6