



US00D700861S

(12) **United States Design Patent**
Pukini

(10) **Patent No.:** **US D700,861 S**
(45) **Date of Patent:** **** Mar. 11, 2014**

(54) **PLUMERIA RIBBON JEWELERY**
(76) Inventor: **Tina L. Pukini**, Daly City, CA (US)
(**) Term: **14 Years**
(21) Appl. No.: **29/431,560**
(22) Filed: **Sep. 7, 2012**
(51) **LOC (10) Cl.** **11-01**
(52) **U.S. Cl.**
USPC **D11/84**
(58) **Field of Classification Search**
USPC D11/63-69, 74, 75, 79-87; 63/18, 19,
63/20, 3
See application file for complete search history.

D474,338 S * 5/2003 Anderson D11/63
D496,875 S * 10/2004 Pachachi D11/6
D525,897 S 8/2006 Raiman
D552,009 S 10/2007 Jemente
D559,725 S * 1/2008 Hardy D11/84
D561,634 S * 2/2008 Karachi-Langane D11/84
D564,391 S * 3/2008 Karachi-Langane D11/84
D610,482 S 2/2010 Shaw
D618,587 S 6/2010 Weldon
D621,739 S 8/2010 Marks

* cited by examiner

Primary Examiner — Jennifer Rivard
Assistant Examiner — Melanie Pellegrini
(74) *Attorney, Agent, or Firm* — QuickPatents; Kevin Prince

(56) **References Cited**

U.S. PATENT DOCUMENTS

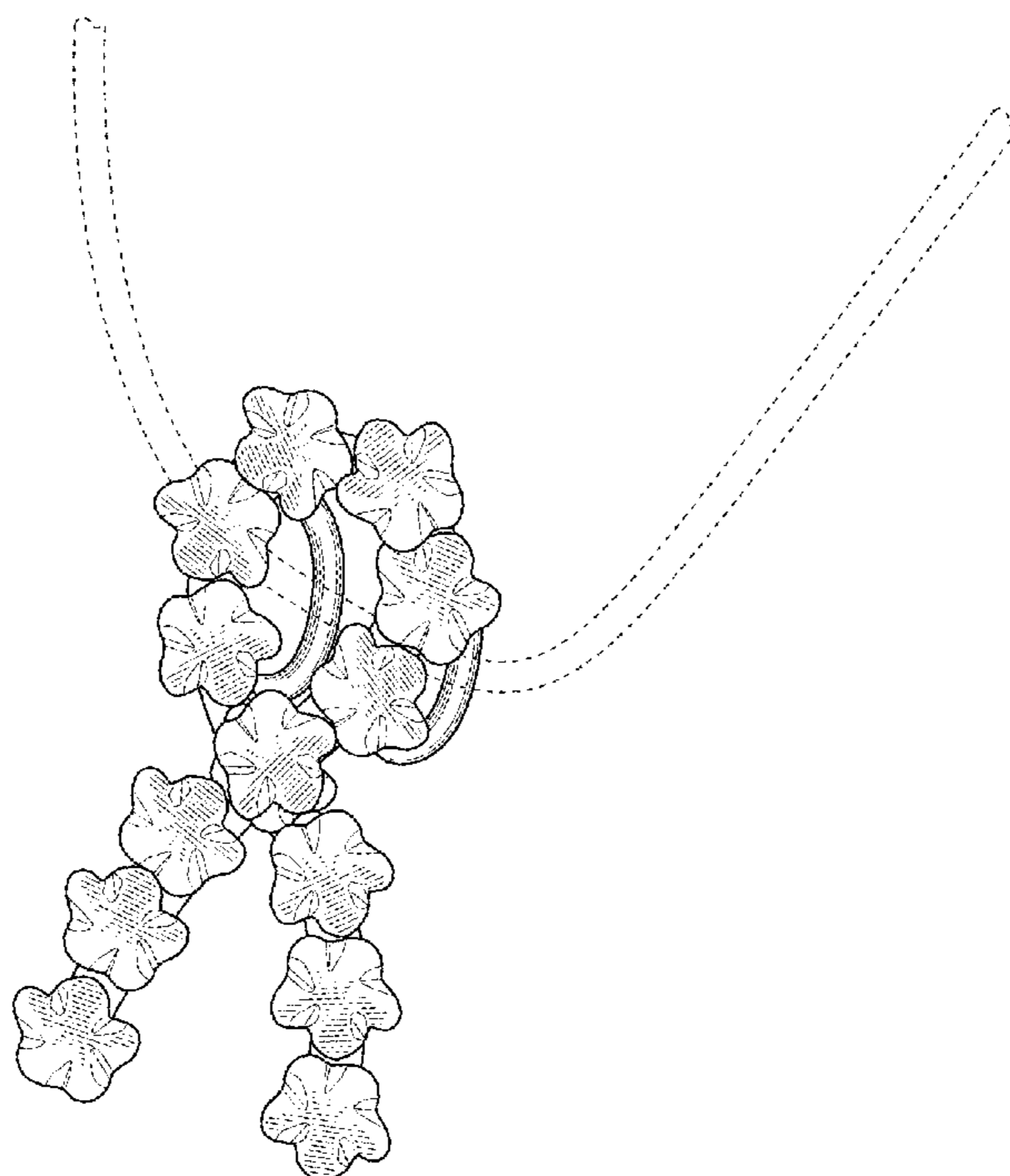
D9,955 S * 5/1877 Woods D11/84
D37,155 S 10/1904 Snider
D110,628 S 6/1938 Salzberg
D121,223 S * 6/1940 Philippe D11/84
D121,350 S * 7/1940 Philippe D11/66
D126,271 S * 4/1941 Philippe D11/10
D129,179 S * 8/1941 Philippe D11/66
D129,851 S 9/1941 Philippe
D143,878 S * 2/1946 Peninno D11/77
D147,206 S 7/1946 Philippe
D160,965 S * 11/1950 Philippe D11/8
D167,099 S * 6/1952 Philippe D11/10
D168,552 S * 1/1953 Katz D11/85
D378,904 S 4/1997 Sciuto
D392,912 S 3/1998 Roos et al.
D413,542 S 9/1999 Guarino
D466,753 S 12/2002 Shin

(57) **CLAIM**
I claim the ornamental design for a plumeria ribbon jewelry, as shown and described.

DESCRIPTION

FIG. 1 is a front perspective view of a plumeria ribbon jewelry, showing my new design;
FIG. 2 is a rear perspective view thereof;
FIG. 3 is a front elevational view thereof;
FIG. 4 is a rear elevational view thereof;
FIG. 5 is a left-side elevational view thereof;
FIG. 6 is a right-side elevational view thereof;
FIG. 7 is a top plan view thereof; and,
FIG. 8 is a bottom plan view thereof.
The broken lines showing a necklace in FIG. 1 depict environmental matter and form no part of the claimed design.

1 Claim, 2 Drawing Sheets



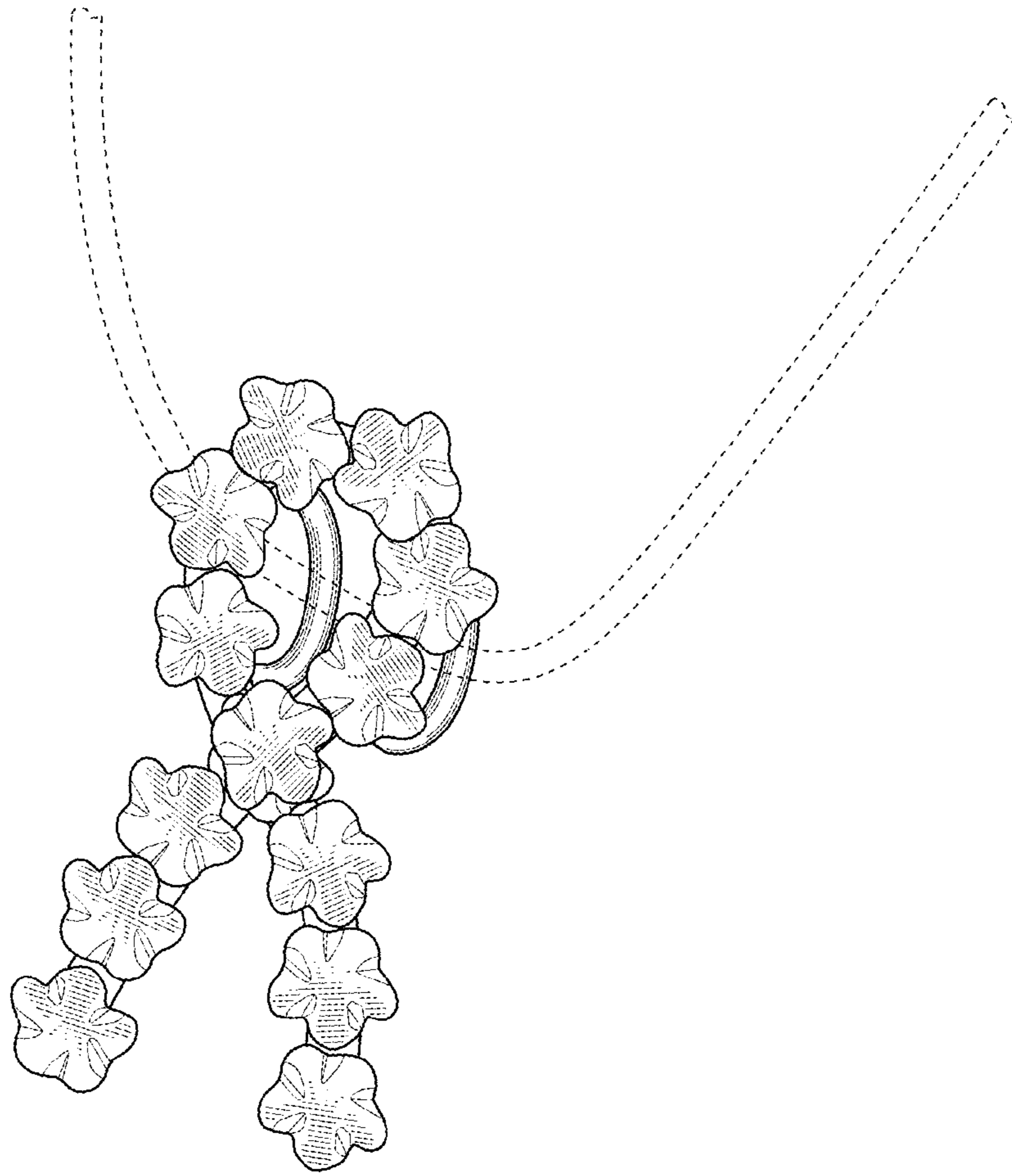


FIG. 1

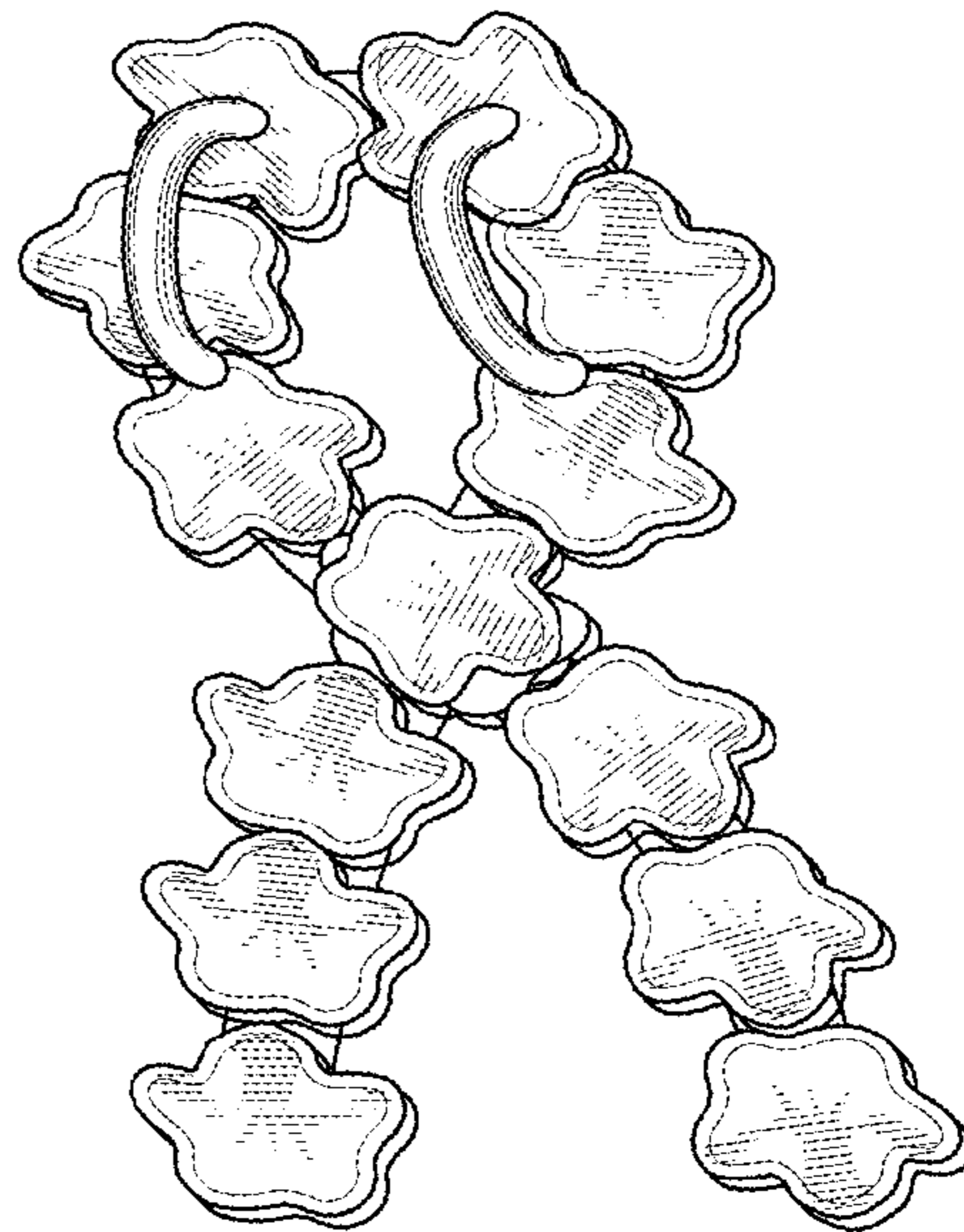


FIG. 2




FIG. 3

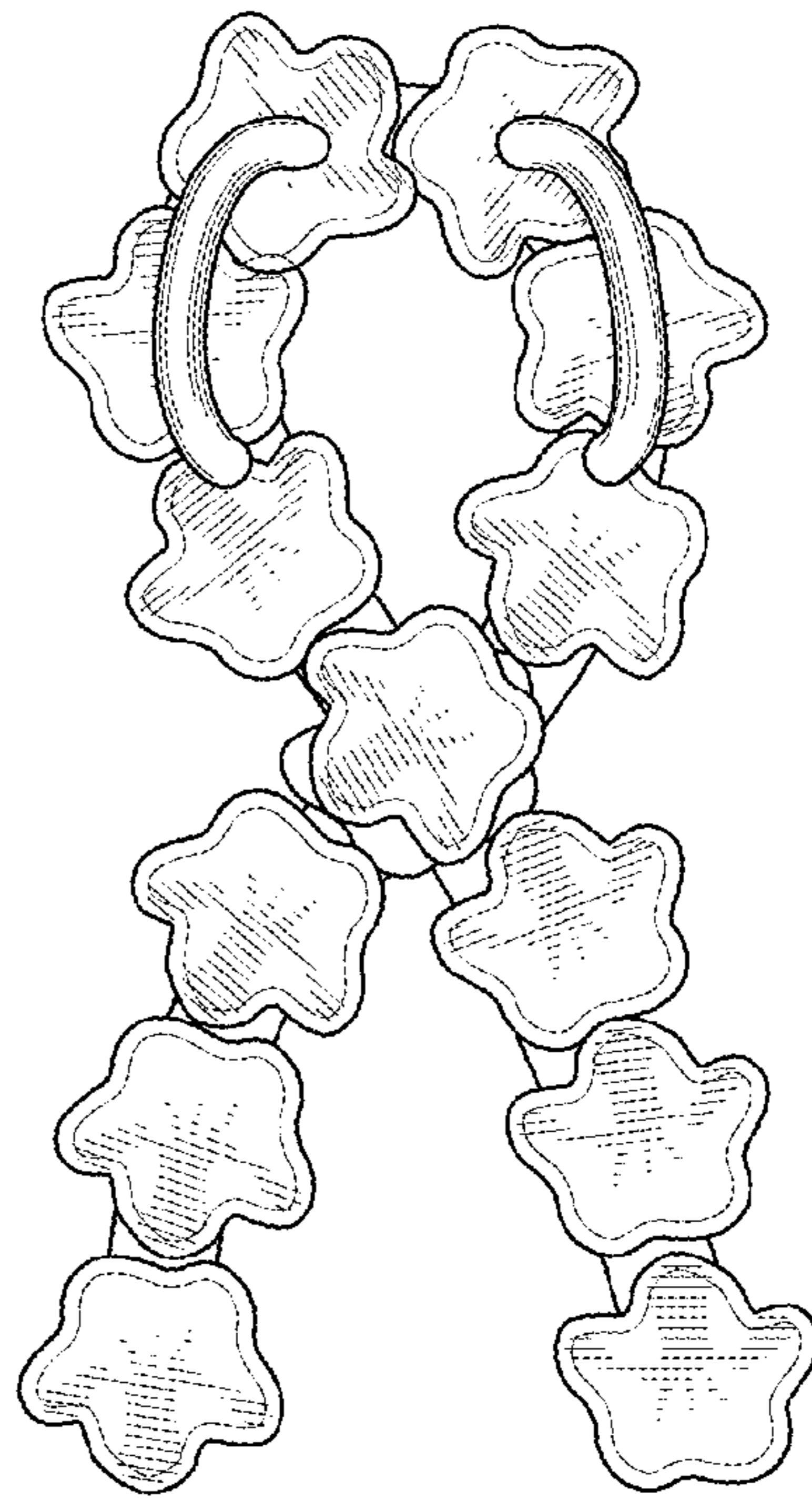


FIG. 4

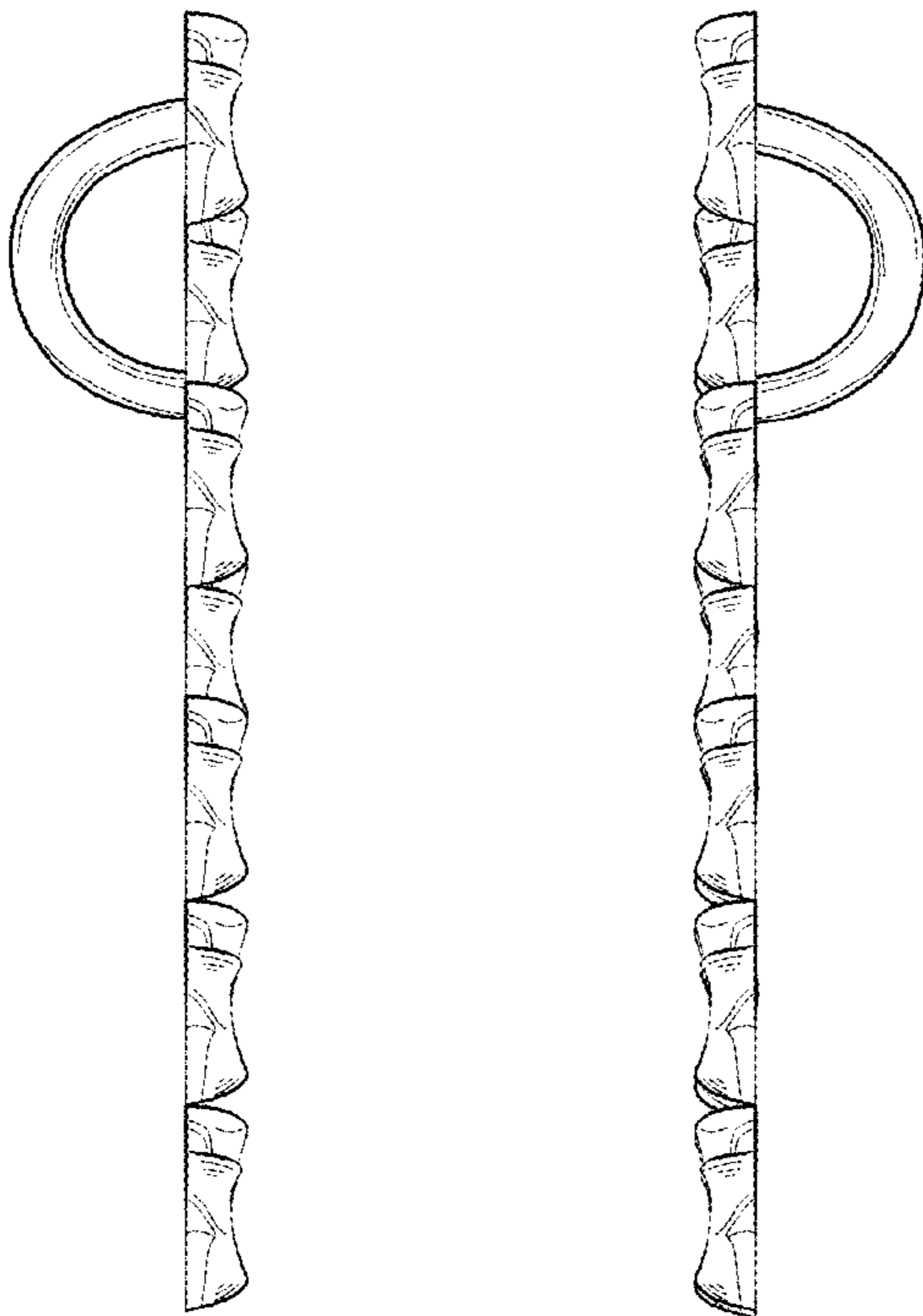


FIG. 5

FIG. 6

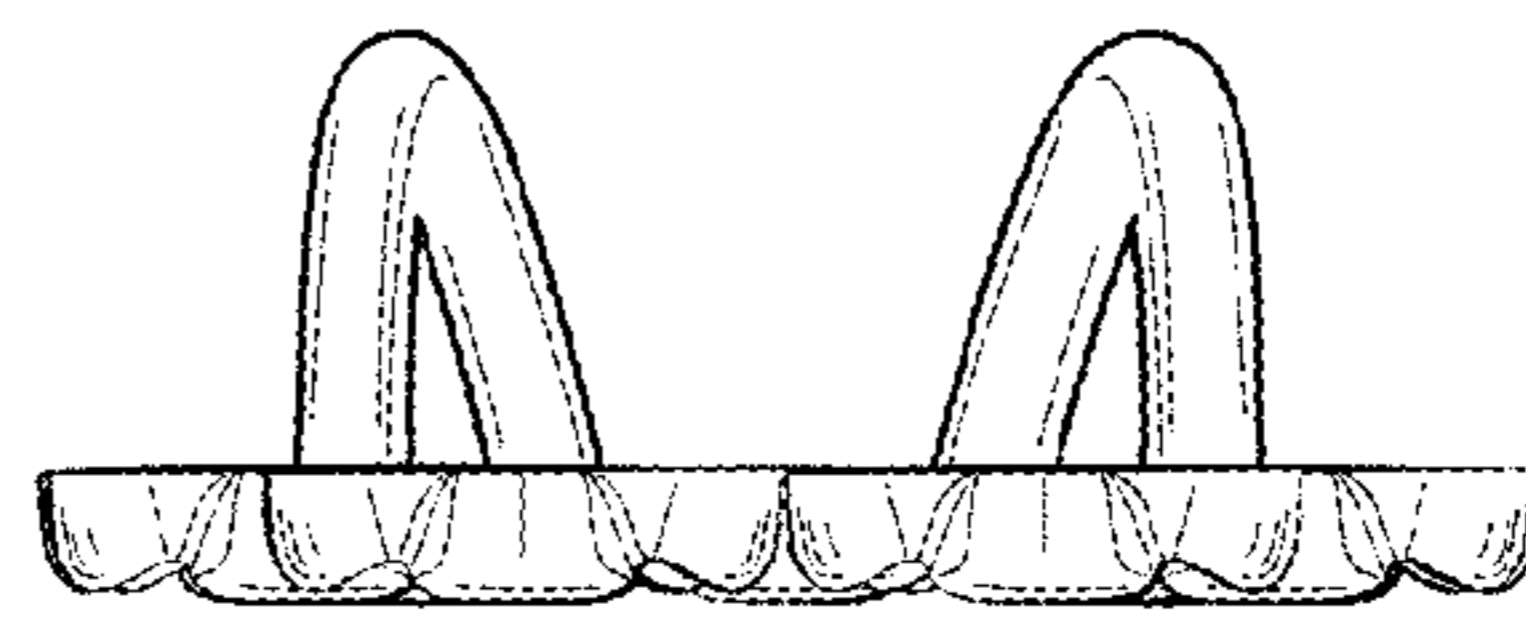


FIG. 7

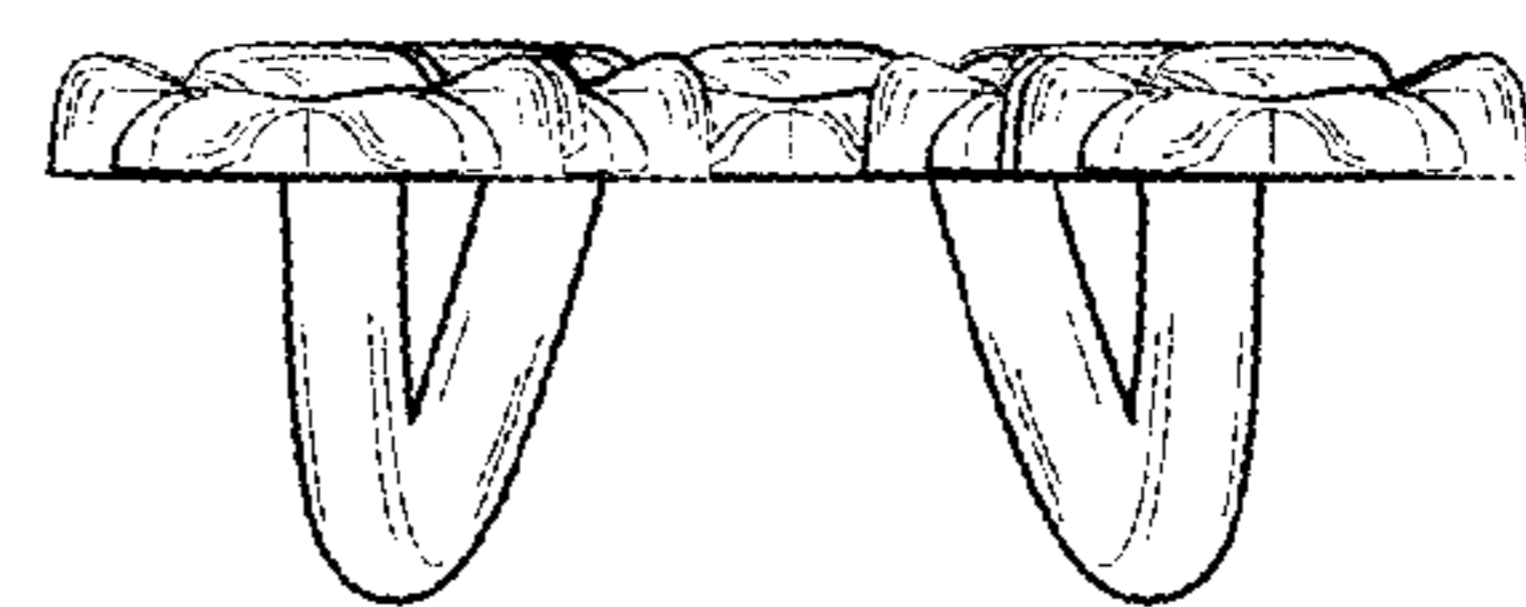


FIG. 8