



US00D700860S

(12) **United States Design Patent**  
**Nadeau**

(10) **Patent No.:** **US D700,860 S**  
(45) **Date of Patent:** **\*\* Mar. 11, 2014**

(54) **BRACELET**

(76) Inventor: **Michael Nadeau**, Providence, RI (US)

(\*\*) Term: **14 Years**

(21) Appl. No.: **29/422,076**

(22) Filed: **May 16, 2012**

(51) **LOC (10) Cl.** ..... **11-01**

(52) **U.S. Cl.**  
USPC ..... **D11/5**

(58) **Field of Classification Search**  
USPC ..... D11/1-39; 63/15, 15.1-15.4, 15.45,  
63/15.5-15.7, 3, 3.1, 3.2, 4, 5.1  
See application file for complete search history.

7,007,507	B2 *	3/2006	Enevoldsen	.....	63/3.1
D539,689	S *	4/2007	Mertens	.....	D11/3
7,540,172	B2 *	6/2009	Julkowski et al.	.....	63/3
D658,089	S *	4/2012	Rafaelian	.....	D11/8
D662,849	S *	7/2012	Rafaelian	.....	D11/8
D663,232	S *	7/2012	Rafaelian	.....	D11/8
D663,233	S *	7/2012	Rafaelian	.....	D11/8
D664,466	S *	7/2012	Rafaelian	.....	D11/8
D672,678	S *	12/2012	Nadeau	.....	D11/11
D678,102	S *	3/2013	Rafaelian	.....	D11/8
D692,340	S *	10/2013	Mejia	.....	D11/3

\* cited by examiner

*Primary Examiner* — Garth Rademaker  
*Assistant Examiner* — Melanie Pellegrini  
(74) *Attorney, Agent, or Firm* — Salter & Michaelson

(56) **References Cited**

**U.S. PATENT DOCUMENTS**

D14,438	S *	11/1883	Ahn	.....	D11/5
311,722	A *	2/1885	Cottle	.....	59/79.2
1,019,445	A *	3/1912	Feid	.....	63/11
2,462,425	A *	2/1949	Pratt et al.	.....	63/3
D224,257	S *	7/1972	Lee	.....	D11/4
4,237,702	A *	12/1980	Caverly	.....	63/3.2
4,334,413	A *	6/1982	Gaston et al.	.....	63/3.2
D268,013	S *	2/1983	Stimmler	.....	D11/27
D286,385	S *	10/1986	Bulgari	.....	D11/19
D323,633	S *	2/1992	Mastoloni	.....	D11/3
D378,501	S *	3/1997	Garzi	.....	D11/4
D386,999	S *	12/1997	Kothari	.....	D11/4
D406,785	S *	3/1999	Ruscitti	.....	D11/4
D487,709	S	3/2004	Ferlise	.....	
D497,566	S *	10/2004	Pucci	.....	D11/4
D498,167	S	11/2004	Ferlise	.....	

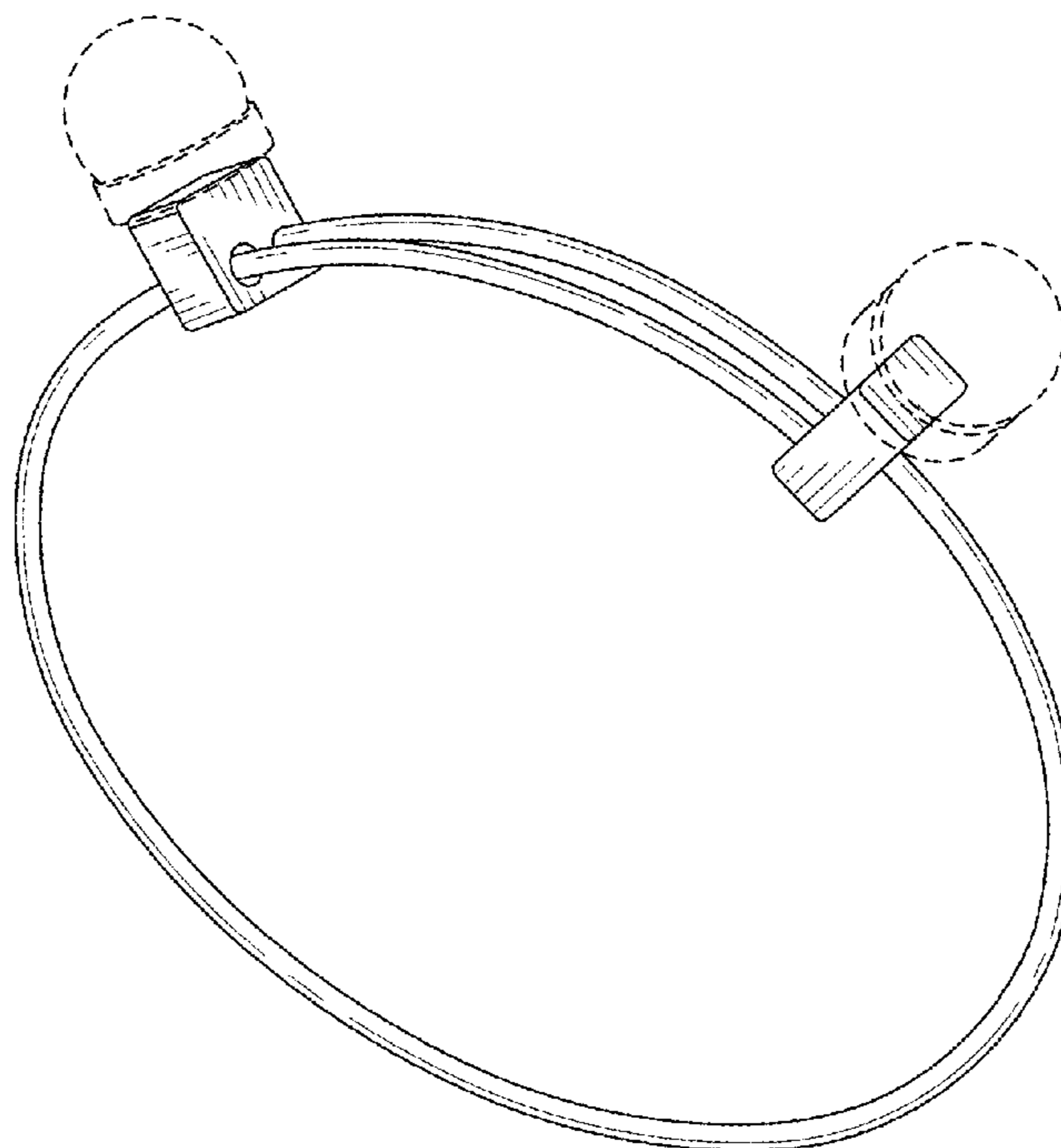
(57) **CLAIM**

The ornamental design for a bracelet, as shown and described.

**DESCRIPTION**

FIG. 1 is a perspective view of a bracelet;  
FIG. 2 is a front elevational view thereof;  
FIG. 3 is a rear elevational view thereof;  
FIG. 4 is a top plan view thereof;  
FIG. 5 is a bottom plan view thereof;  
FIG. 6 is a left side elevational view thereof; and,  
FIG. 7 is a right side elevational view thereof.  
The broken lines shown in the drawings represent portions of the bracelet and form no part of the claimed design.

**1 Claim, 4 Drawing Sheets**



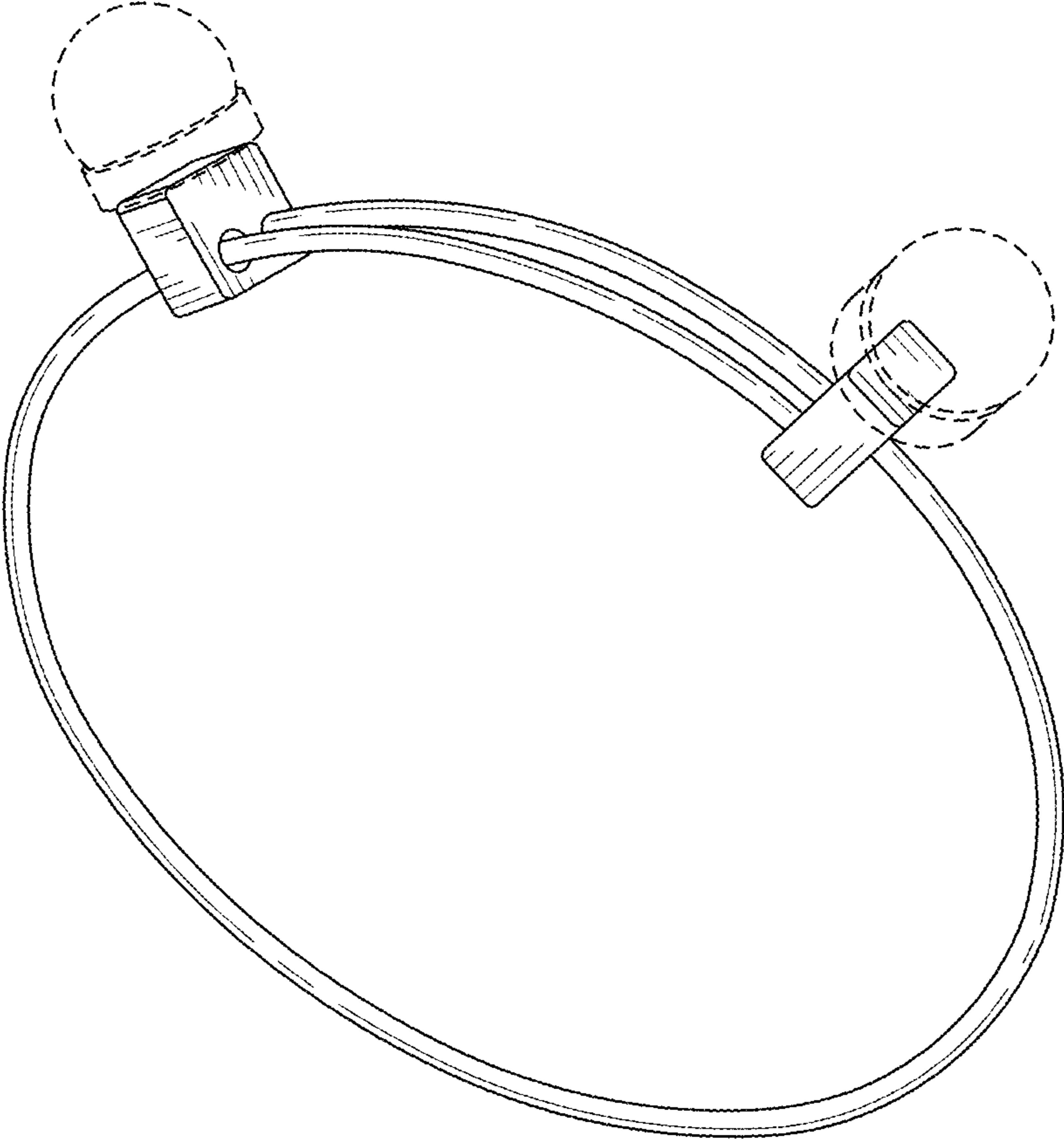


FIG. 1

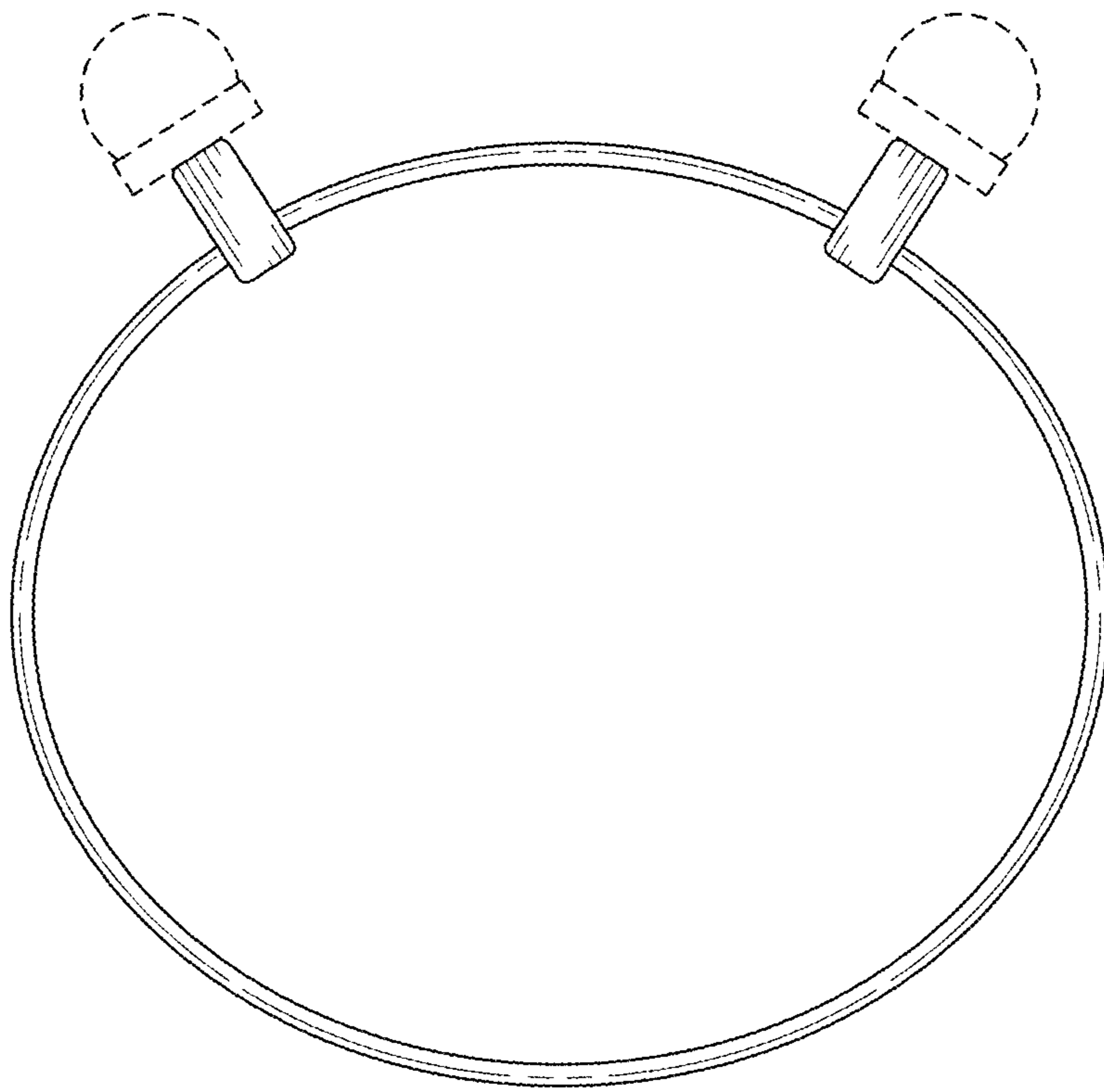


FIG. 2

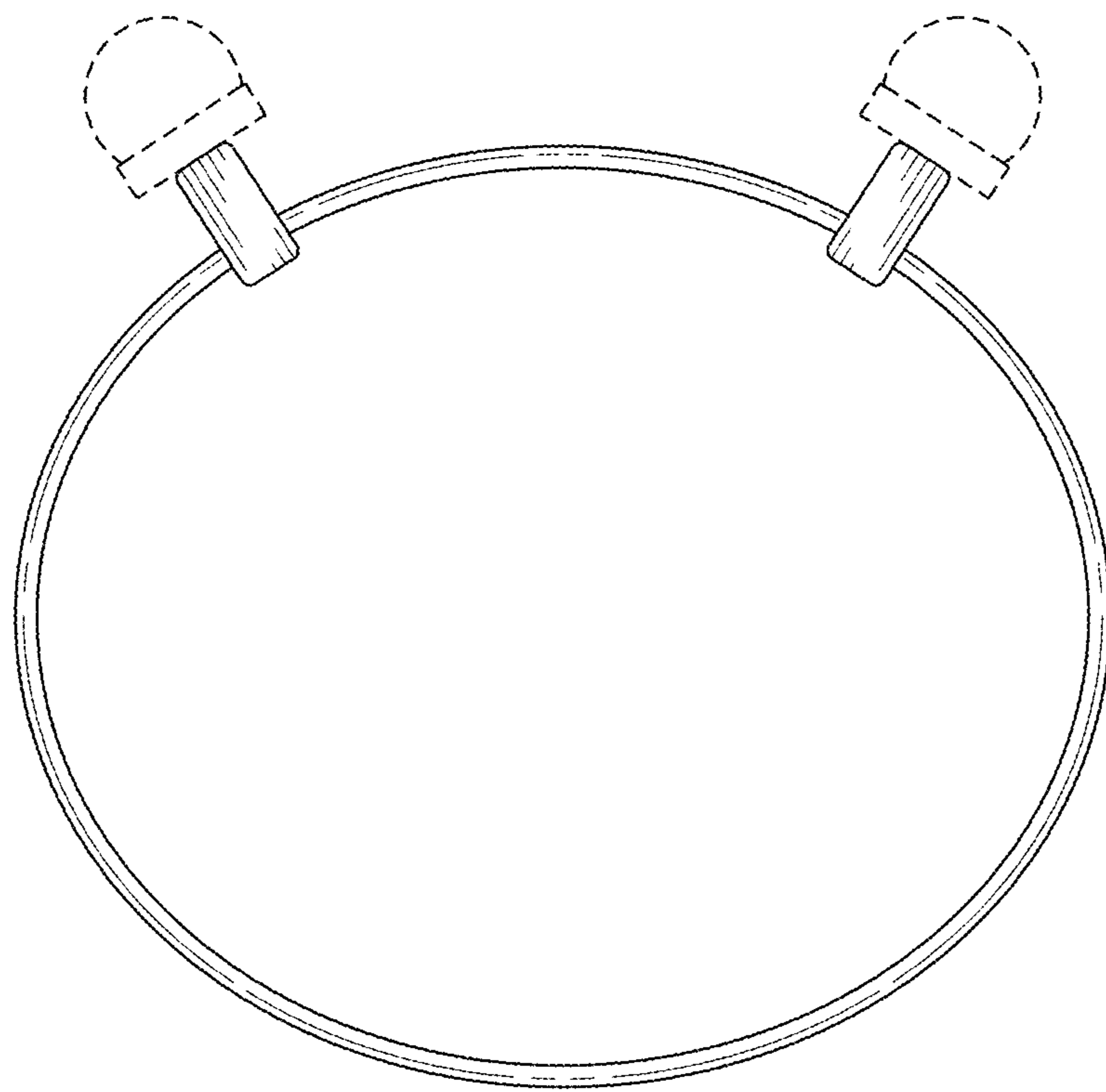


FIG. 3

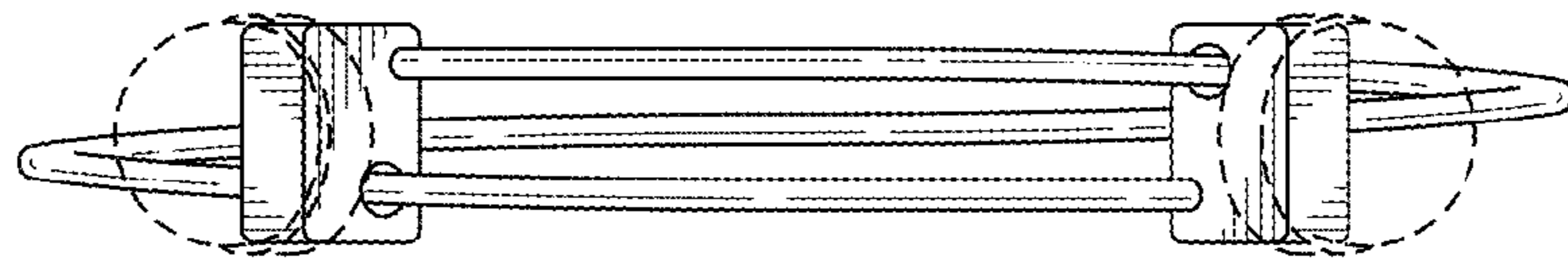


FIG. 4

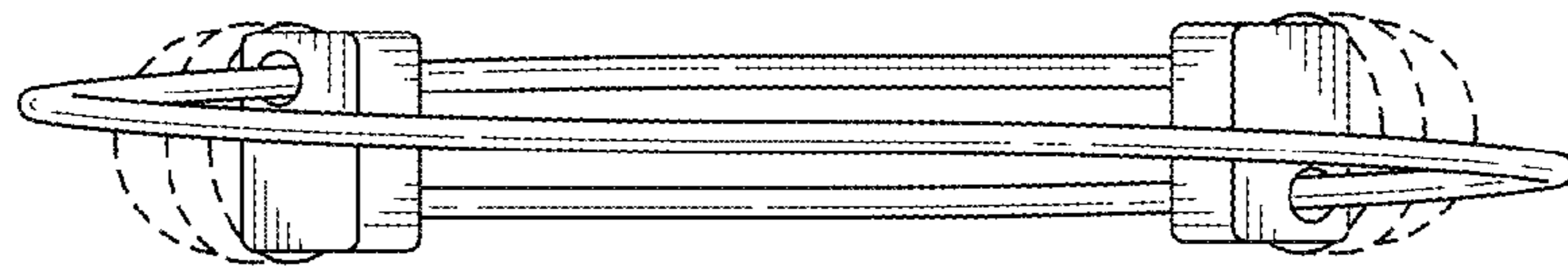


FIG. 5

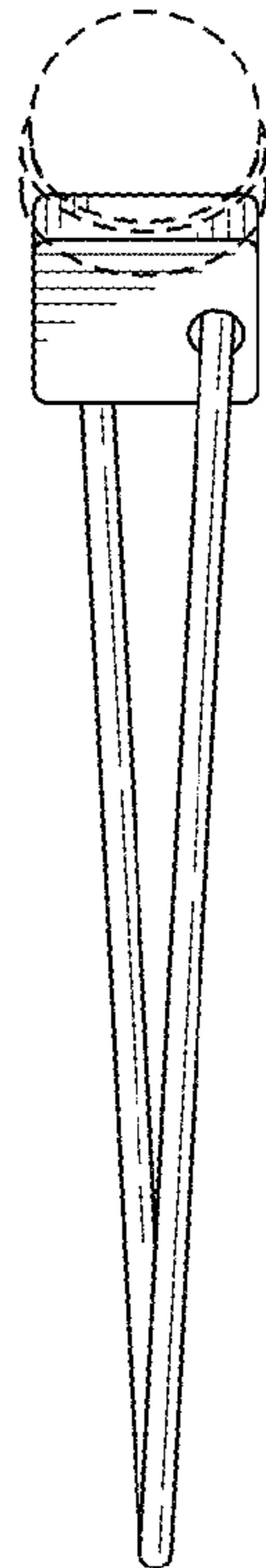


FIG. 6

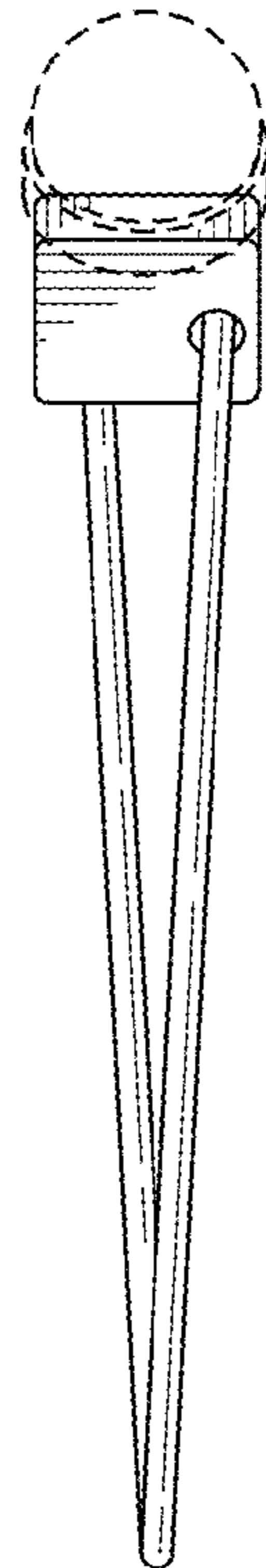


FIG. 7