



US00D700858S

(12) **United States Design Patent**
McDonald

(10) **Patent No.:** **US D700,858 S**
(45) **Date of Patent:** **** Mar. 11, 2014**

(54) **UTILITY MARKER**

(76) Inventor: **James C McDonald**, Wilmington, NC
(US)

(**) Term: **14 Years**

(21) Appl. No.: **29/424,480**

(22) Filed: **Jun. 13, 2012**

(51) **LOC (10) Cl.** **10-05**

(52) **U.S. Cl.**
USPC **D10/109.1**

(58) **Field of Classification Search**
USPC D10/109.1, 109.2, 113.1; 404/9, 10;
D20/22; D8/1; 473/150; 47/47; 15/237
See application file for complete search history.

(56) **References Cited**

U.S. PATENT DOCUMENTS

D243,509	S	*	3/1977	Wheeler	D8/1
5,114,149	A	*	5/1992	Bailey	473/150
5,509,167	A	*	4/1996	Wilson	15/237
5,879,103	A	*	3/1999	Baillie	404/9
D433,069	S	*	10/2000	Livingston	D20/22

D456,294	S	*	4/2002	McDonald et al.	D10/109.1
6,435,129	B1		8/2002	McDonald		
6,802,278	B2		10/2004	McDonald		
8,322,071	B1	*	12/2012	Spero	47/47
2005/0036833	A1	*	2/2005	Hotchkin	404/10

* cited by examiner

Primary Examiner — George D Kirschbaum

(74) *Attorney, Agent, or Firm* — MacCord Mason PLLC

(57) **CLAIM**

The ornamental design for a utility marker, as shown described.

DESCRIPTION

FIG. 1 is a perspective view of a utility marker showing my new design;
FIG. 2 is a front elevational view, the rear elevational view being a mirror image thereof;
FIG. 3 is a side elevational view, the opposite side being a mirror image thereof;
FIG. 4 is a top plan view thereof; and,
FIG. 5 is a bottom plan view thereof.

1 Claim, 2 Drawing Sheets

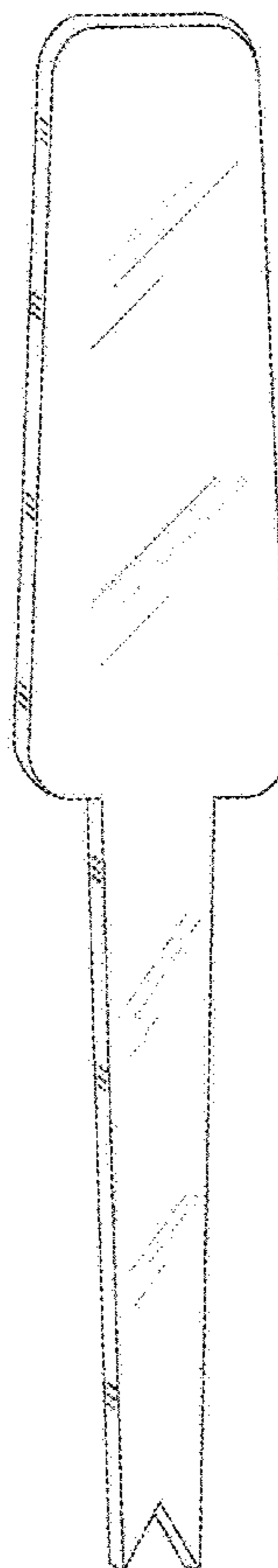


Fig. 1

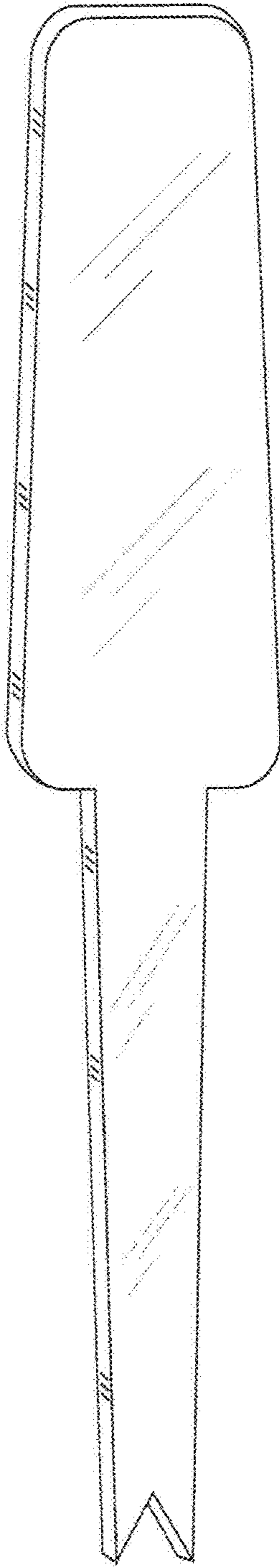


Fig. 2

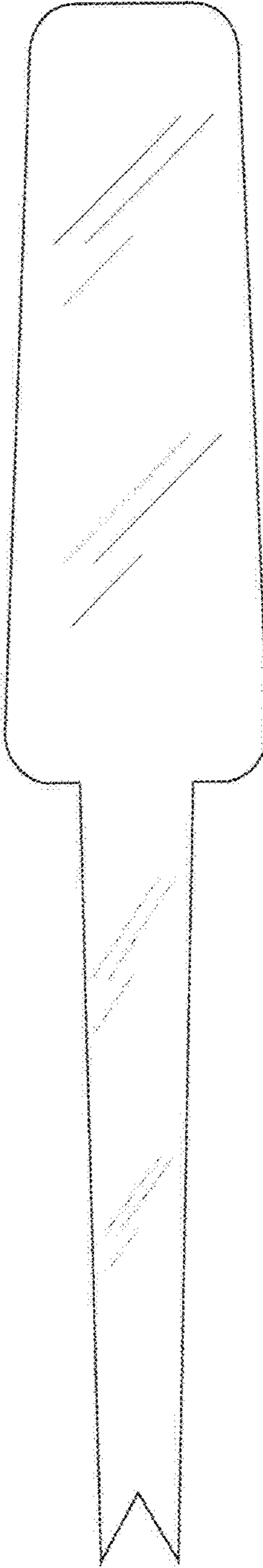




Fig. 3




Fig. 4




Fig. 5