



US00D700847S

(12) **United States Design Patent**
Chapman et al.

(10) **Patent No.:** **US D700,847 S**
(45) **Date of Patent:** **** Mar. 11, 2014**

(54) **BOTTLE KIT**

(75) Inventors: **Dean B. Chapman**, New York, NY (US); **Matthew L. Chin**, New York, NY (US); **David Lee**, Fishkill, NY (US)

(73) Assignee: **Freshlink Product Development, LLC**, New York, NY (US)

(**) Term: **14 Years**

(21) Appl. No.: **29/410,876**

(22) Filed: **Jan. 12, 2012**

(51) **LOC (10) Cl.** **09-01**

(52) **U.S. Cl.**
USPC **D9/724**

(58) **Field of Classification Search**
USPC D9/417, 528, 440, 449, 454, 519, 544, D9/545, 546, 549, 556, 574, 575; D24/113, 115, 119, 121, 130, 188, 197, D24/207; D3/901; D28/7, 76, 73, 82, 83, D28/99; 222/206, 212, 213, 215, 400; 206/38, 438, 823, 828; 221/226, 246, 221/303, 235; 215/381-384; D7/300, D7/300.1, 505

See application file for complete search history.

(56) **References Cited**

U.S. PATENT DOCUMENTS

124,733 A * 3/1872 Rodgers 141/381
1,755,754 A * 4/1930 Wappler et al. 604/37

D130,438 S * 11/1941 Robinson D23/362
2,879,768 A * 3/1959 Anderson 604/39
D204,707 S * 5/1966 Abbott D9/526
D241,433 S * 9/1976 Moustakas D19/78
4,295,582 A * 10/1981 Acres 222/213
4,991,777 A * 2/1991 Sato 239/327
5,664,705 A * 9/1997 Stolper 222/212
D423,363 S * 4/2000 Loughnane D9/529
D425,785 S * 5/2000 Hirato et al. D9/689
D434,314 S * 11/2000 Vignon D9/504
D497,259 S * 10/2004 Lion et al. D4/127
D536,434 S * 2/2007 DongSheng D23/366
D550,965 S * 9/2007 Kaposi D4/114
D591,512 S * 5/2009 Mongeon et al. D4/127
D604,166 S * 11/2009 Gallo et al. D9/529

* cited by examiner

Primary Examiner — Derrick Holland

Assistant Examiner — Lauren Calve

(74) *Attorney, Agent, or Firm* — Klauber & Jackson LLC

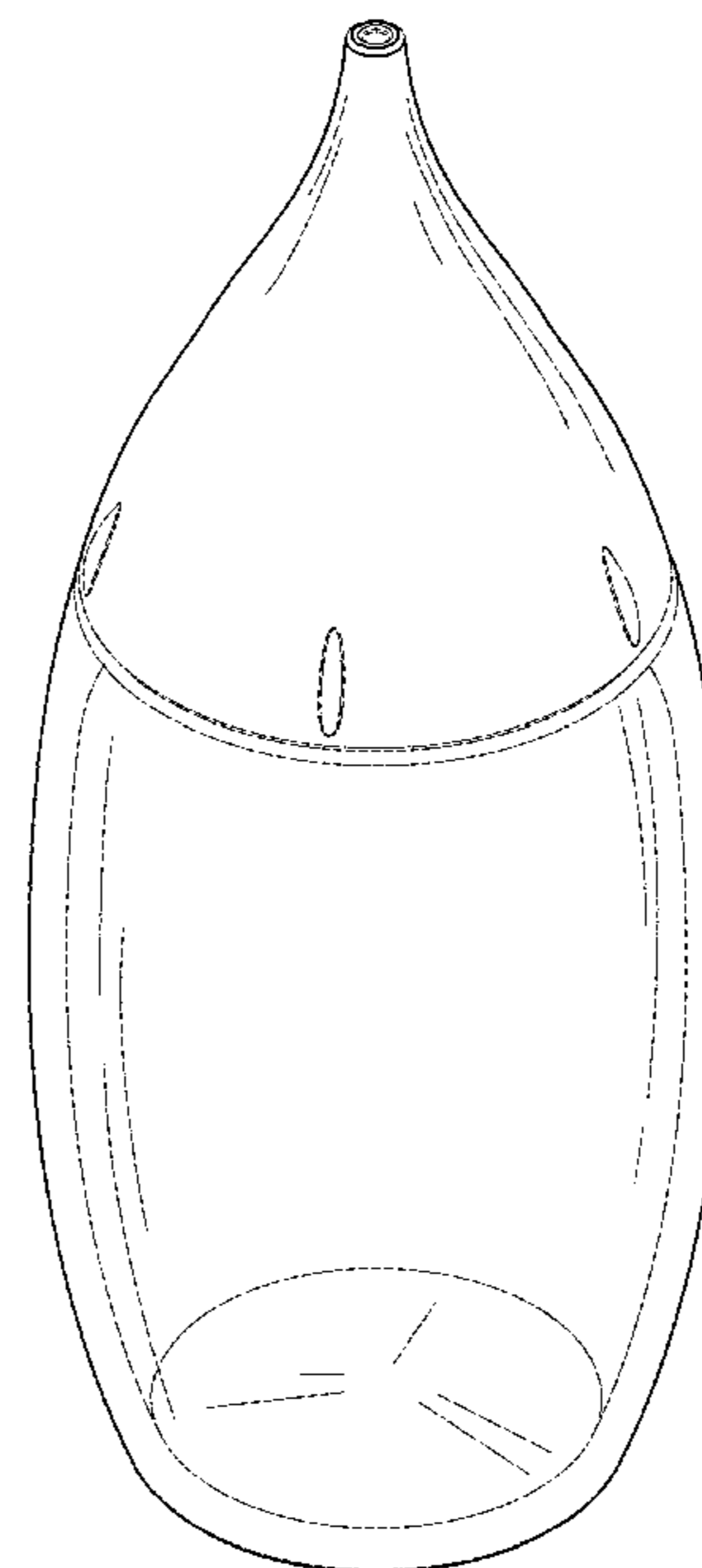
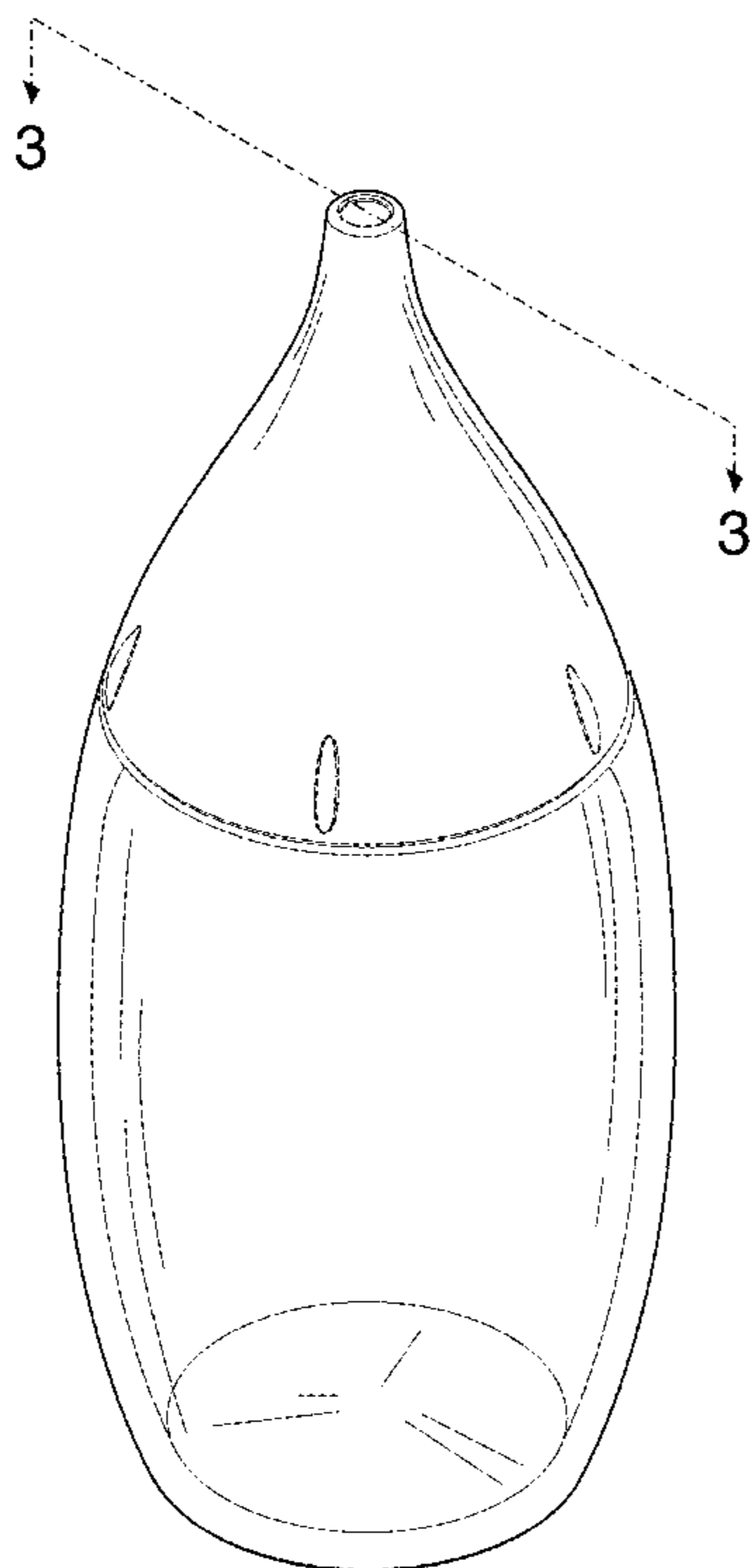
(57) **CLAIM**

The ornamental design for a bottle kit, as shown and described.

DESCRIPTION

FIG. 1 is a perspective view of a bottle kit of our new design; FIG. 2 is a perspective view according to a second embodiment thereof; and, FIG. 3 is a side section view taken along line 3-3 indicated in FIG. 1.

1 Claim, 3 Drawing Sheets



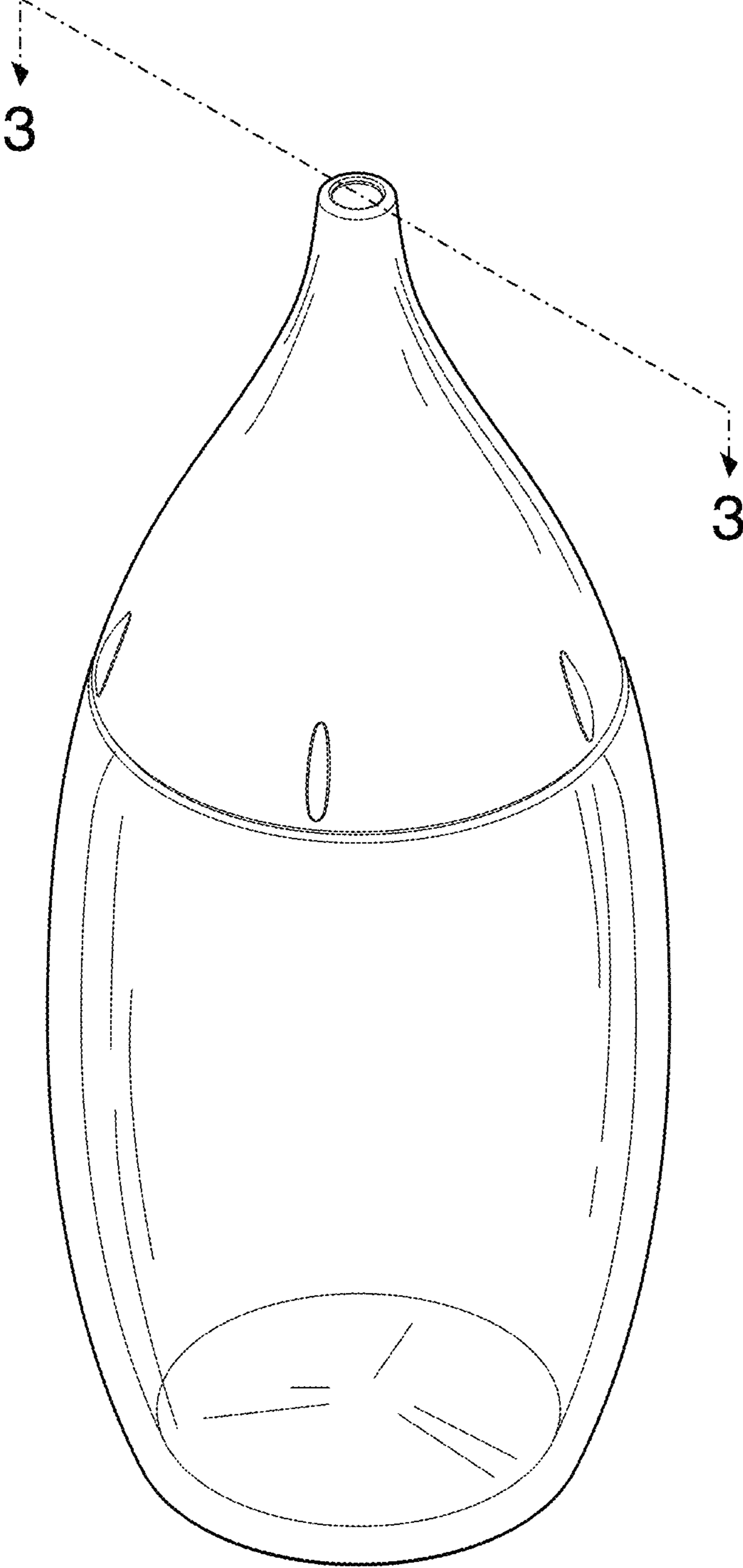


Fig. 1

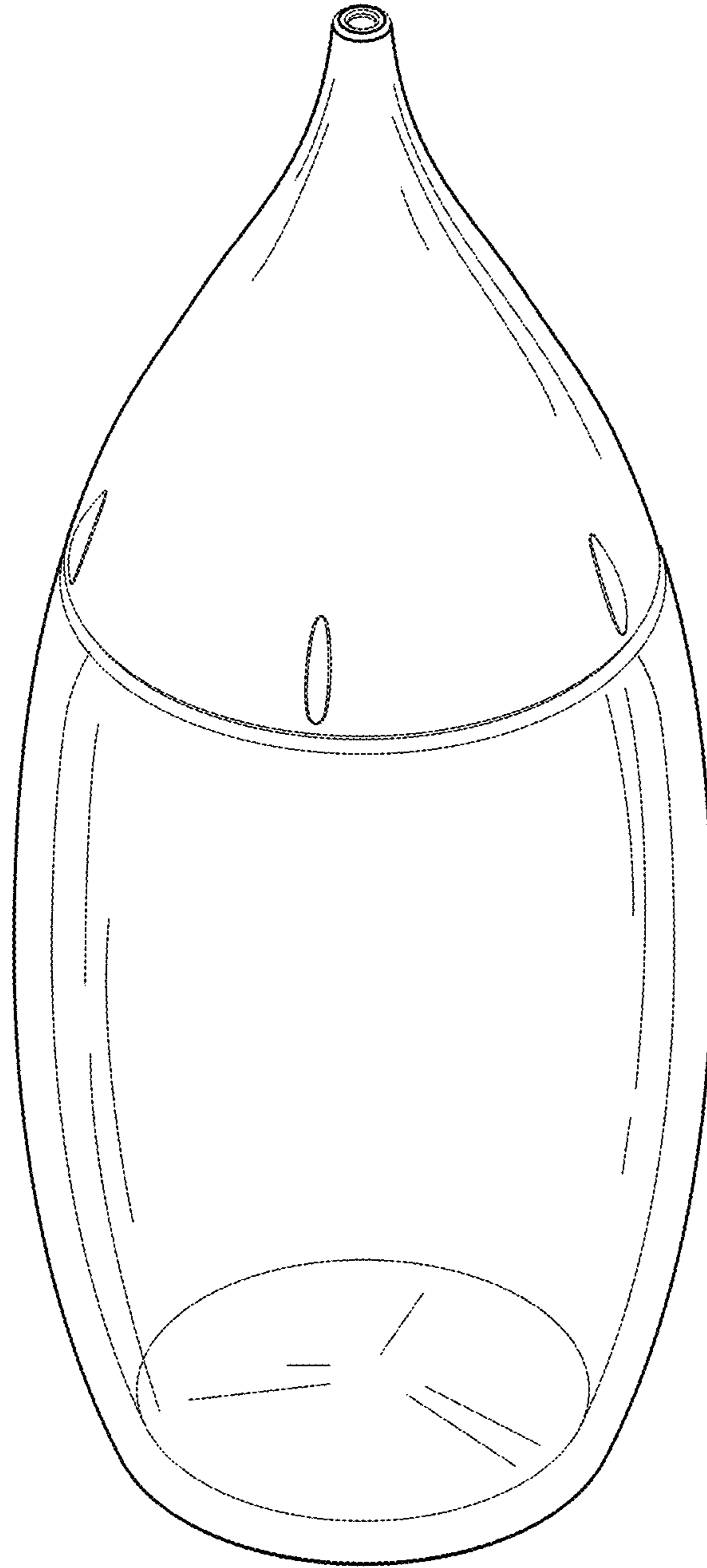


Fig. 2

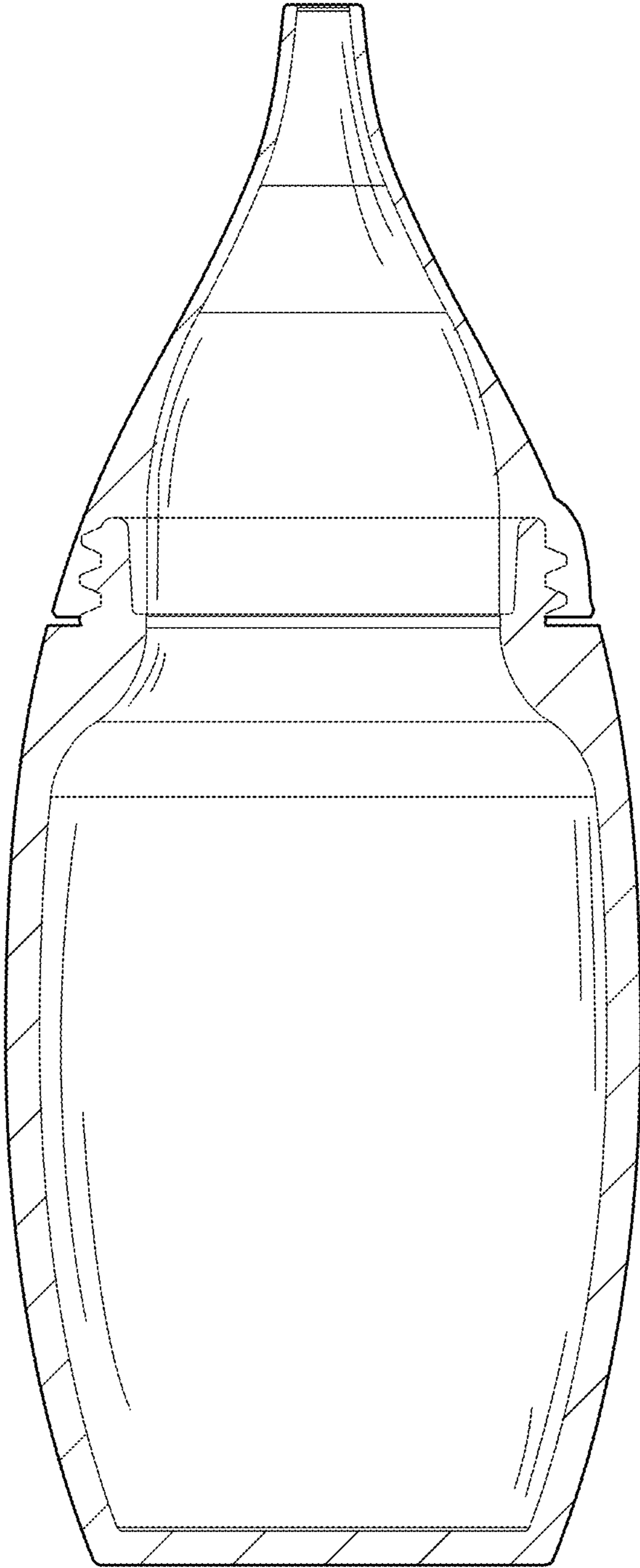


Fig. 3