



US00D700826S

(12) **United States Design Patent**  
**Qin**

(10) **Patent No.:** **US D700,826 S**  
(45) **Date of Patent:** **\*\* Mar. 11, 2014**

(54) **SECURING DEVICE**

(75) Inventor: **Jason Qin**, Guangzhou (CN)

(73) Assignee: **Master Lock Company LLC**, Oak Creek, WI (US)

(\*\*) Term: **14 Years**

(21) Appl. No.: **29/424,796**

(22) Filed: **Jun. 15, 2012**

(51) **LOC (10) Cl.** ..... **08-05**

(52) **U.S. Cl.**  
USPC ..... **D8/367**

(58) **Field of Classification Search**  
USPC ..... D8/367, 354, 349, 373; D6/323;  
248/301-304, 339, 205.3  
See application file for complete search history.

(56) **References Cited**

**U.S. PATENT DOCUMENTS**

- 424,516 A \* 4/1890 Turnbull ..... 24/197
- 535,502 A \* 3/1895 Knighton ..... 24/16 R
- 3,653,565 A \* 4/1972 McAusland ..... 294/166
- 3,994,048 A \* 11/1976 Rosenthal ..... 24/306
- 4,559,677 A 12/1985 Tracy
- 4,878,274 A \* 11/1989 Patricy ..... 24/306
- D307,705 S 5/1990 Mair
- 4,963,410 A \* 10/1990 Bryant ..... 428/100
- 5,317,788 A 6/1994 Esposito et al.
- 5,325,568 A \* 7/1994 Bruhm ..... 24/301
- D401,137 S \* 11/1998 Boelling ..... D8/394
- 5,881,436 A \* 3/1999 Lyons ..... 24/16 R
- D417,386 S 12/1999 Huston
- 6,014,794 A 1/2000 McCoy
- D441,413 S \* 5/2001 Cataldi et al. .... D21/692
- 6,287,062 B1 \* 9/2001 Vallance ..... 410/97
- 6,353,975 B1 \* 3/2002 Phillips ..... 24/16 R
- D458,831 S 6/2002 Selby
- D460,344 S \* 7/2002 Smith ..... D8/367
- D476,815 S \* 7/2003 Richter ..... D3/328

- D480,946 S \* 10/2003 Estep, Jr. .... D8/367
- 6,755,383 B2 \* 6/2004 Davis ..... 248/508
- D511,087 S \* 11/2005 Okamoto ..... D8/354
- D525,861 S 8/2006 Mackey et al.
- D552,456 S \* 10/2007 Selby ..... D8/367
- D554,977 S \* 11/2007 Ravoy, Jr. .... D8/354
- D580,257 S \* 11/2008 Squyres ..... D8/349
- D618,536 S \* 6/2010 Eason ..... D8/349

(Continued)

**OTHER PUBLICATIONS**

Printout from website; Bungee X and Straps; SmartStraps; <http://www.smartstraps.com/product/bungee-x.aspx>; 2011.

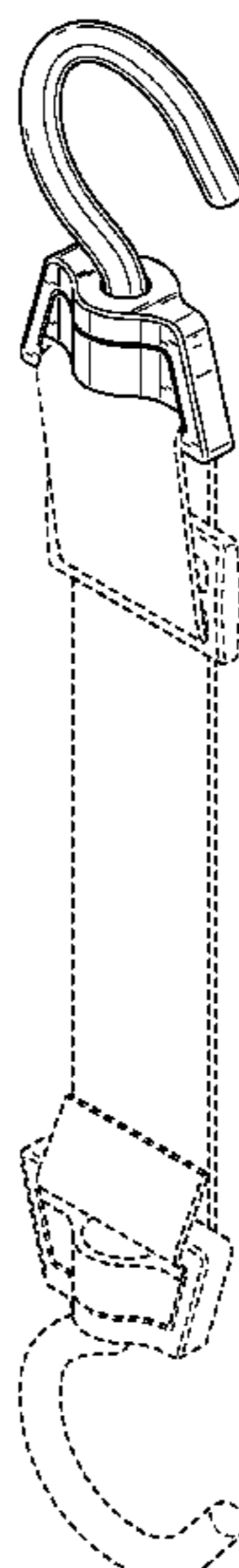
*Primary Examiner* — Cynthia Underwood  
(74) *Attorney, Agent, or Firm* — Calfee, Halter & Griswold LLP

(57) **CLAIM**  
I claim the ornamental design for a securing device, as shown and described.

**DESCRIPTION**

FIG. 1 is a front perspective view of a securing device of the new design;  
FIG. 2 is a front elevational view of the securing device of FIG. 1;  
FIG. 3 is a rear elevational view of the securing device of FIG. 1;  
FIG. 4 is a right side elevational view of the securing device of FIG. 1;  
FIG. 5 is a left side elevational view of the securing device of FIG. 1;  
FIG. 6 is a top plan view of the securing device of FIG. 1; and,  
FIG. 7 is a bottom plan view of the securing device of FIG. 1.  
The portions of the Figures shown in broken lines are for illustrative purpose only and form no part of the claimed design.

**1 Claim, 4 Drawing Sheets**



# US D700,826 S

Page 2

---

(56)

## References Cited

### U.S. PATENT DOCUMENTS

D628,876 S *	12/2010	Pierce	.....	D8/367	
D654,639 S *	2/2012	Huber et al.	.....	D30/153	* cited by examiner
D659,516 S *	5/2012	Schoen et al.	.....	D8/355	
D687,699 S *	8/2013	Hollis et al.	.....	D8/356	
2008/0185409 A1 *	8/2008	Kellenberger	.....	224/257	




FIG. 1

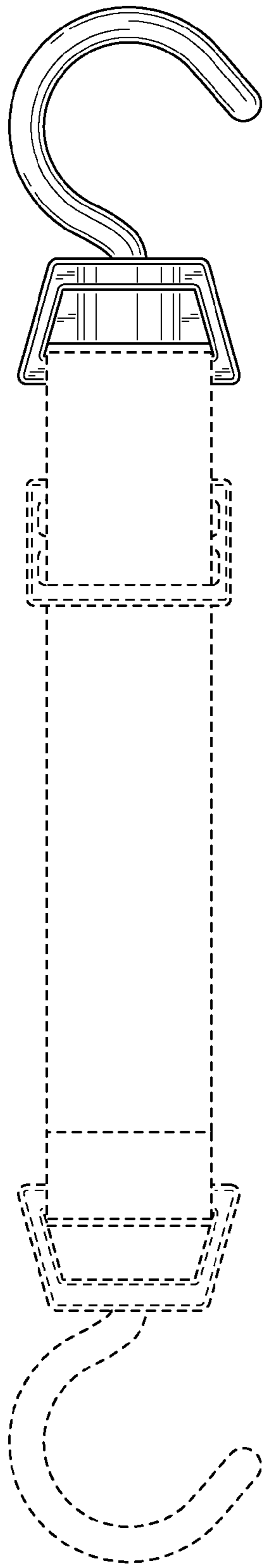


FIG. 2




FIG. 3




FIG. 4




FIG. 5

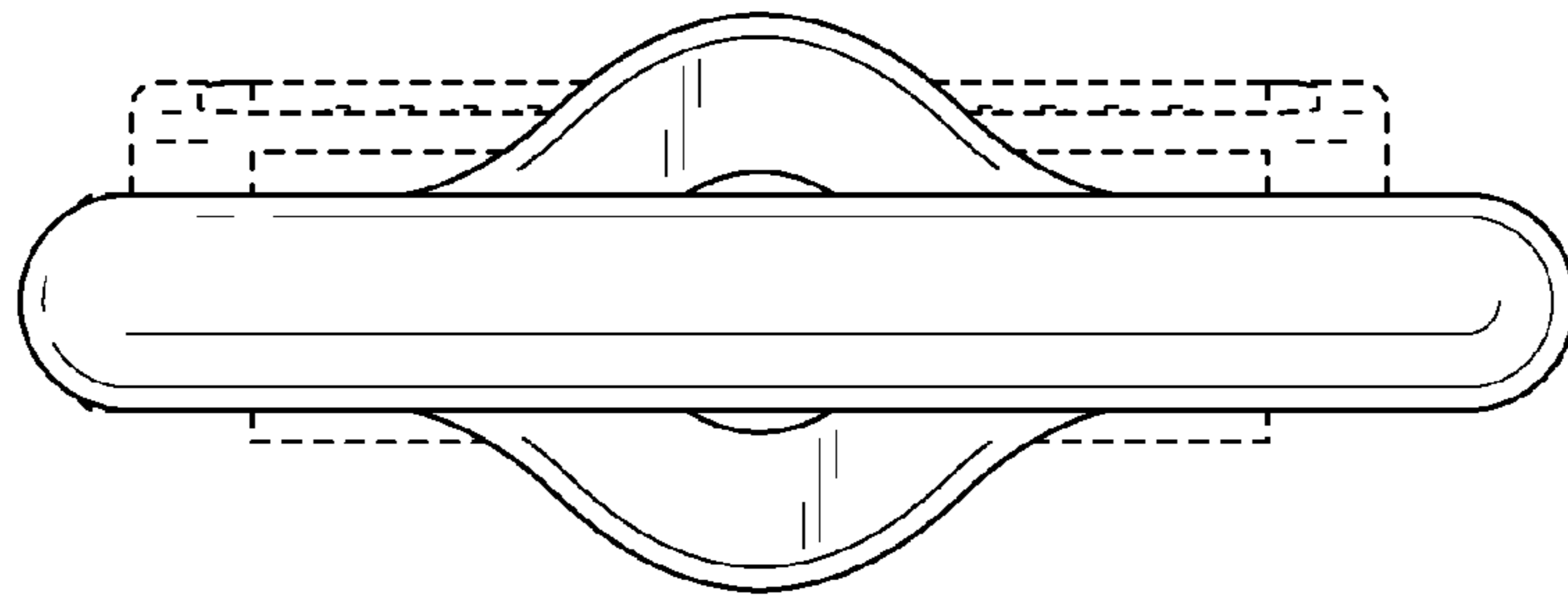


FIG. 6

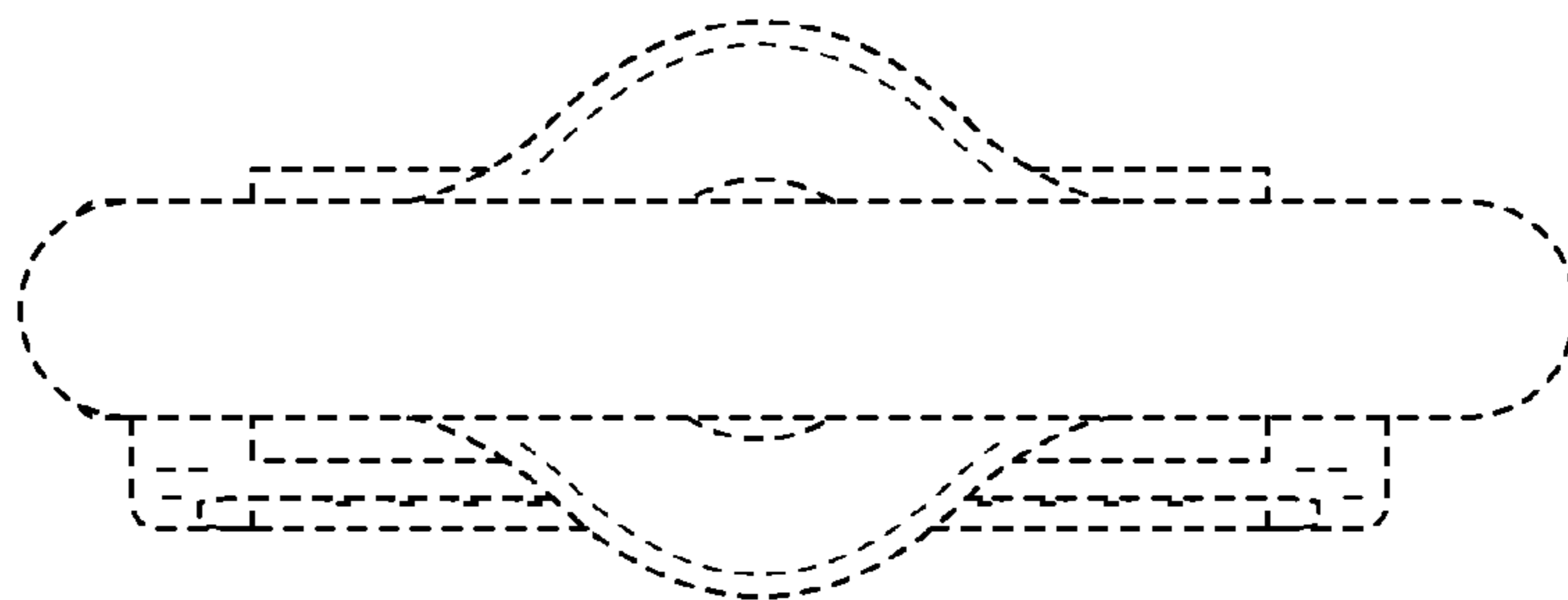


FIG. 7