



US00D700824S

(12) **United States Design Patent**
Arthurs et al.

(10) **Patent No.:** **US D700,824 S**
(45) **Date of Patent:** **** Mar. 11, 2014**

(54) **LATCH ASSEMBLY**
(71) Applicant: **The Eastern Company**, Cleveland, OH
(US)

(72) Inventors: **Scott Arthurs**, Brunswick, OH (US);
Lee S. Weinerman, Medina, OH (US)

(73) Assignee: **The Eastern Company**, Cleveland, OH
(US)

(**) Term: **14 Years**

(21) Appl. No.: **29/446,216**

(22) Filed: **Feb. 21, 2013**

(51) **LOC (10) Cl.** **08-07**

(52) **U.S. Cl.**
USPC **D8/331**

(58) **Field of Classification Search**
USPC D8/330, 331, 341-343, 344, 349, 301,
D8/302, 308, 313; 70/141, 208, 448, 206,
70/210, 224, 431, 369, 371, 421;
292/336.3, DIG. 30, DIG. 31
See application file for complete search history.

(56) **References Cited**

U.S. PATENT DOCUMENTS

5,048,340	A *	9/1991	Thompson et al.	73/597
5,139,291	A *	8/1992	Schultz	292/42
D418,043	S *	12/1999	Schlack et al.	D8/338
6,174,007	B1 *	1/2001	Schlack et al.	292/336.3
D484,025	S *	12/2003	Chen	D8/331
D495,237	S *	8/2004	Tozer	D8/343

D515,400	S *	2/2006	Tozer	D8/343
7,013,689	B2 *	3/2006	Graham et al.	70/208
D541,628	S *	5/2007	Arthurs et al.	D8/331
D637,887	S *	5/2011	Beres et al.	D8/331

OTHER PUBLICATIONS

Eberhard Manufacturing Company, Division of The Eastern company, "Catalog 116", 2011, p. 131.

* cited by examiner

Primary Examiner — Prabhakar Deshmukh

(74) *Attorney, Agent, or Firm* — Christopher L. Parmelee; Walker & Jocke

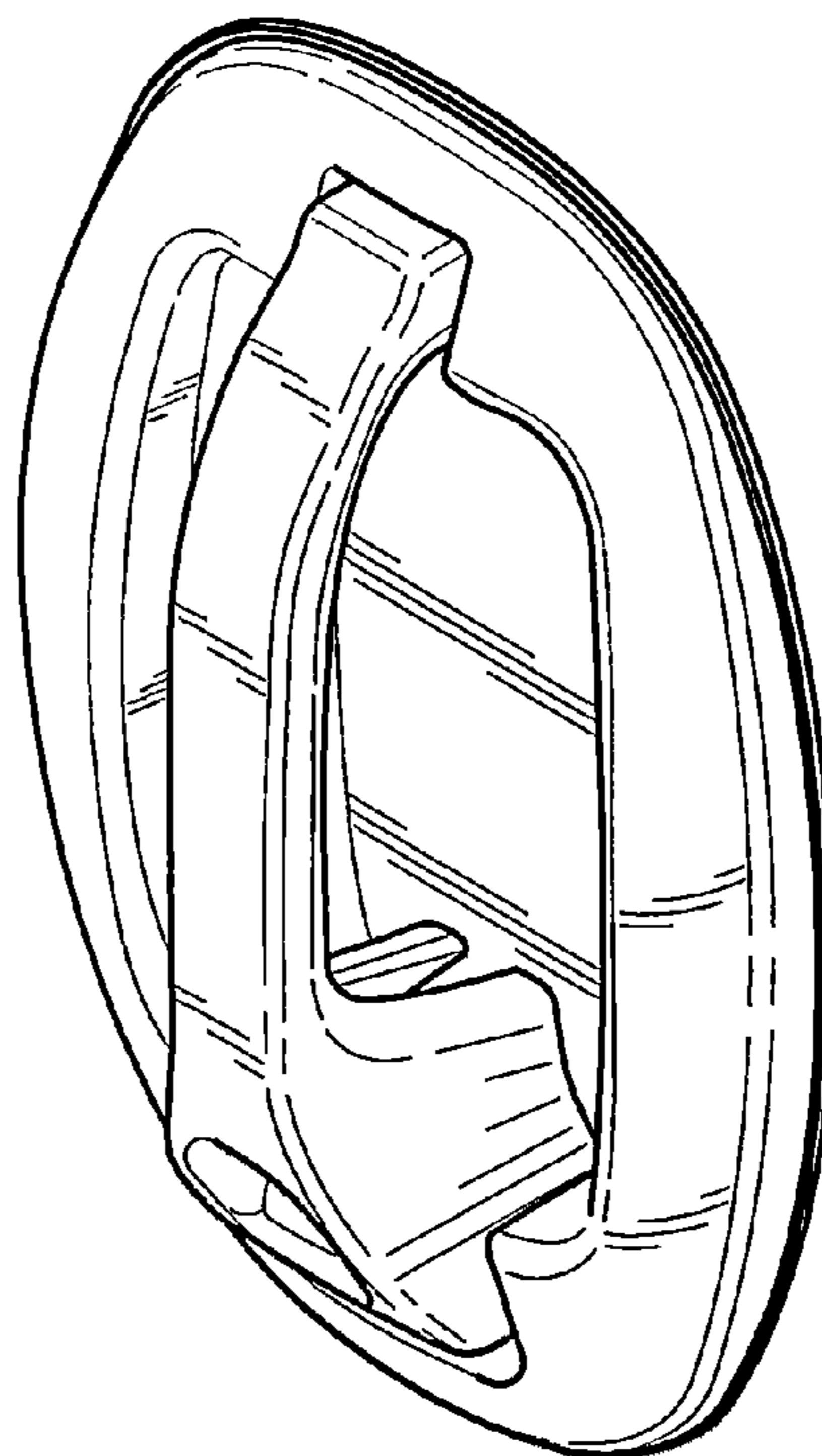
(57) **CLAIM**

The ornamental design for a latch assembly, as shown and described.

DESCRIPTION

FIG. 1 is a top, front, right side perspective view showing our new design for a latch assembly.
FIG. 2 is a bottom, front, left side perspective view thereof.
FIG. 3 is a front view thereof.
FIG. 4 is a right side view thereof, the left side thereof being a mirror image.
FIG. 5 is a top view thereof; and,
FIG. 6 is a bottom view thereof.
The broken lines depicting a rectangular key hole in FIGS. 2 and 3 is provided for illustrative purposes only and forms no part of the claimed design.

1 Claim, 3 Drawing Sheets



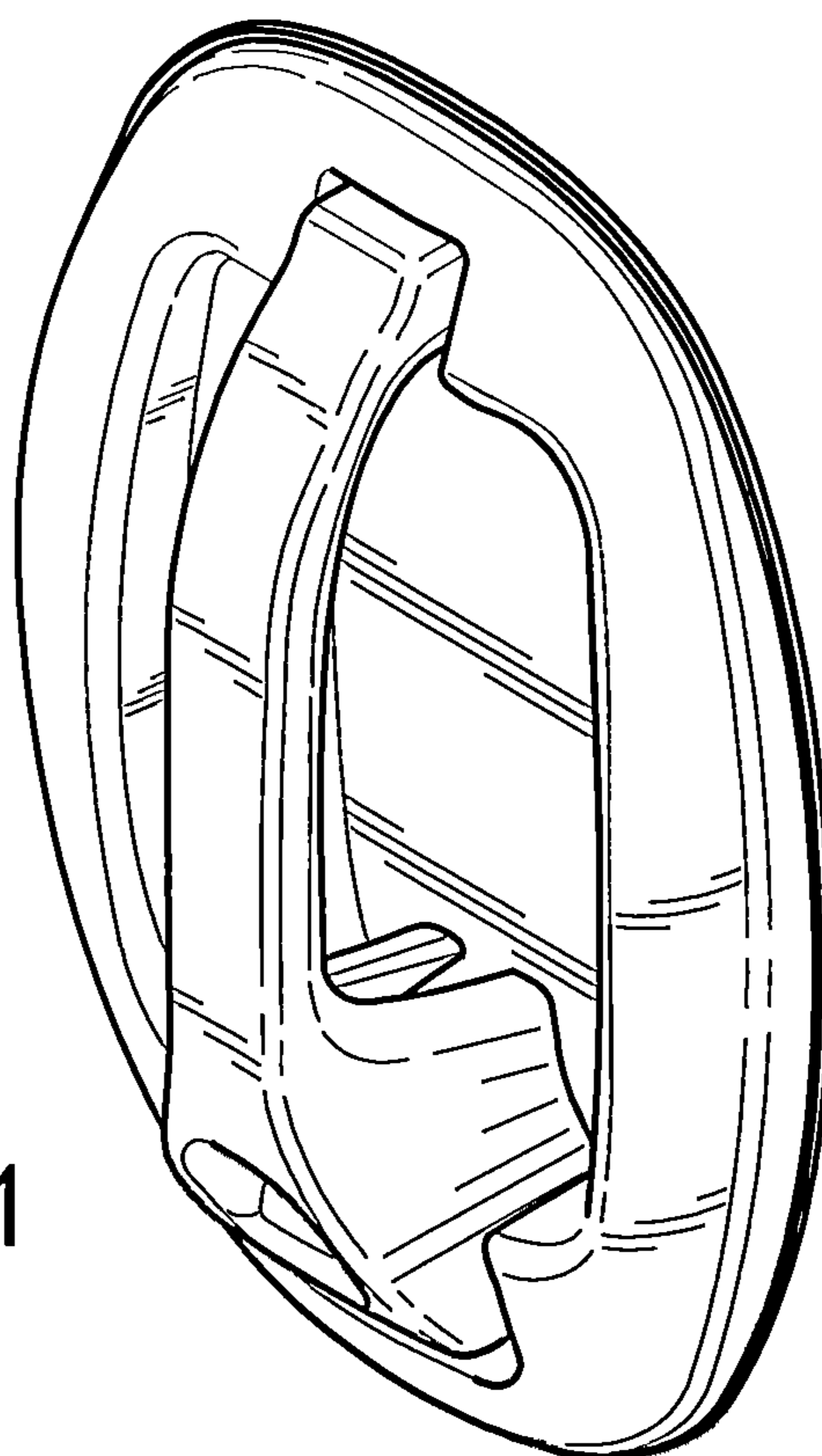


FIG. 1

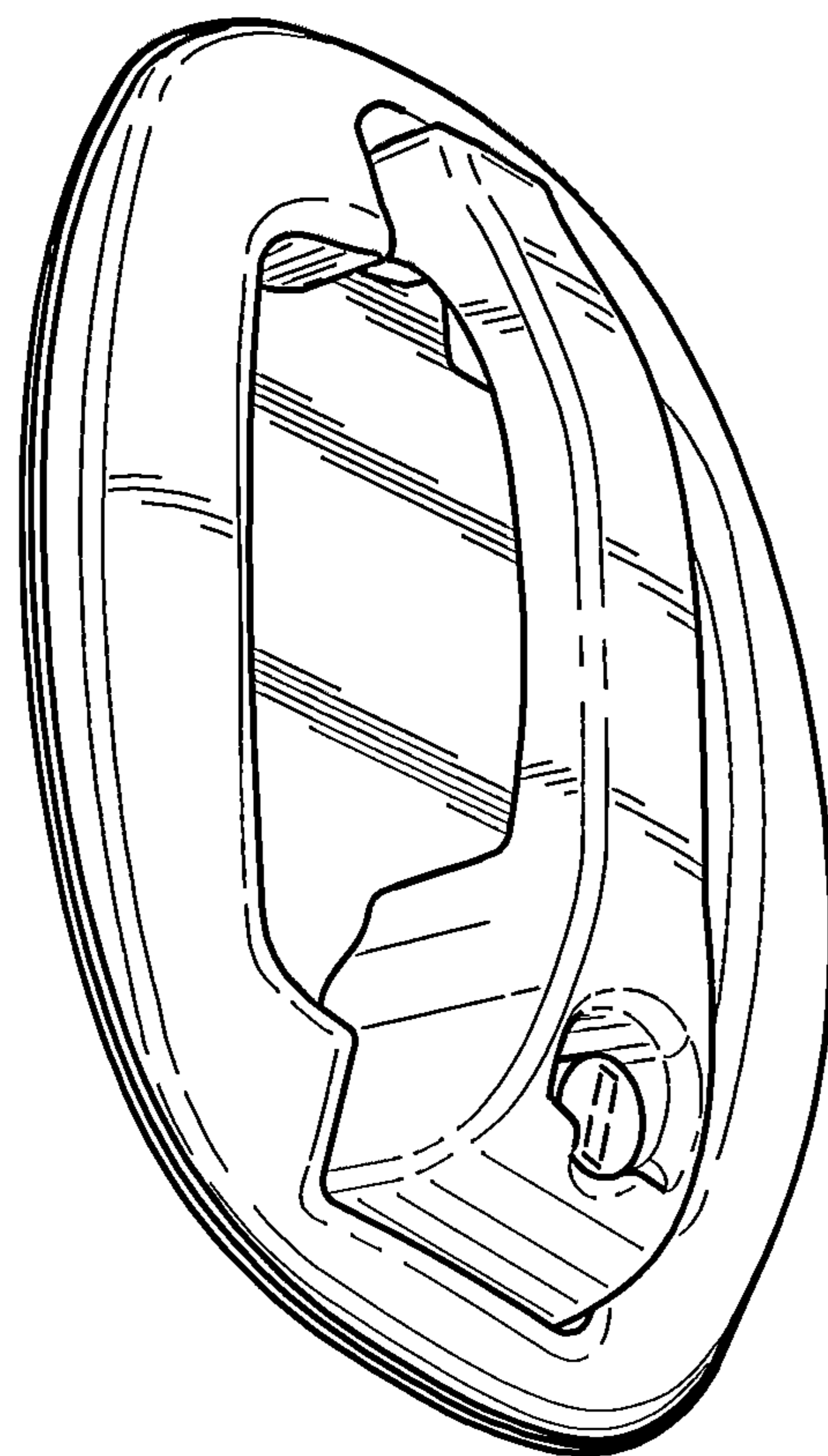


FIG. 2

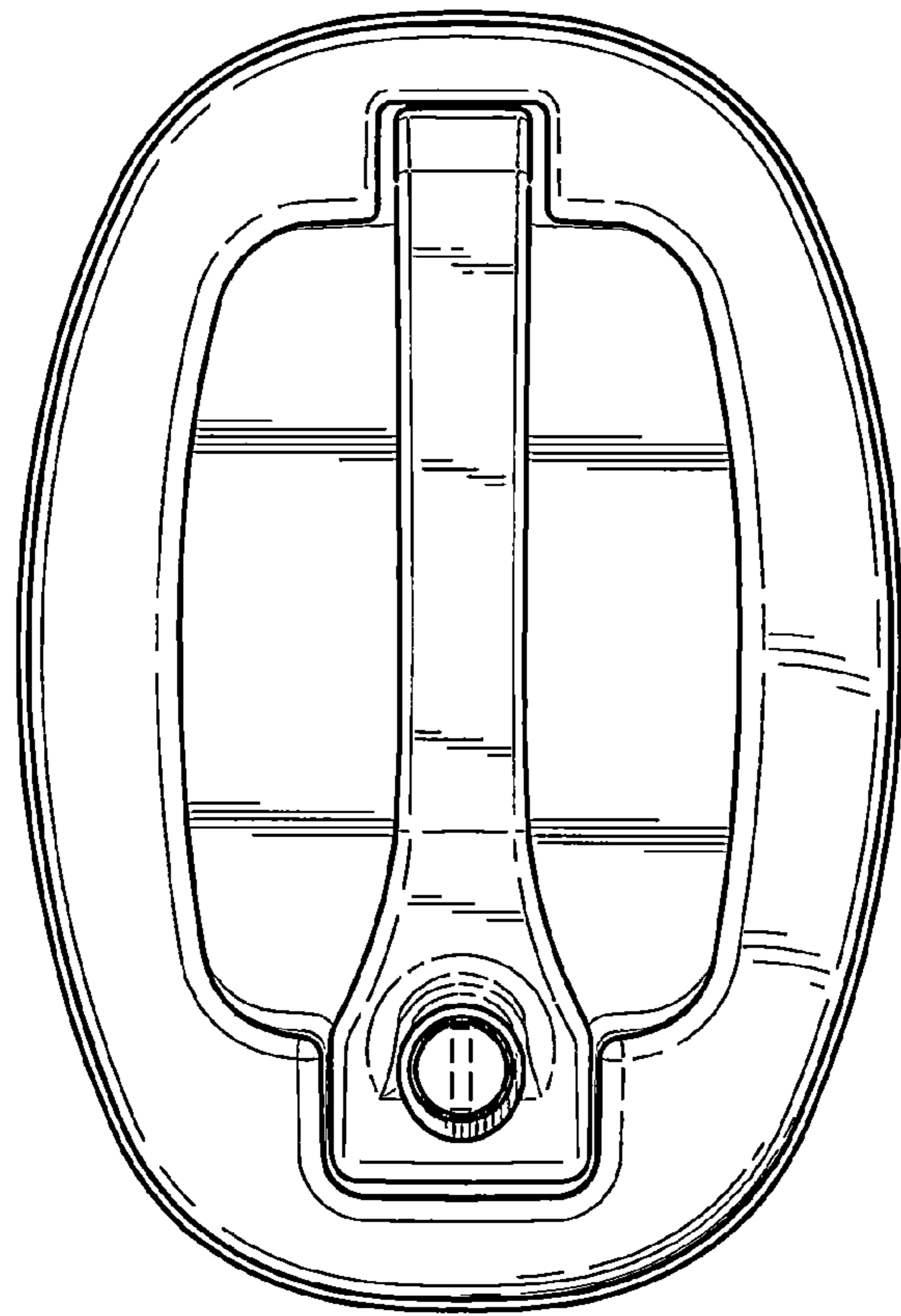


FIG. 3

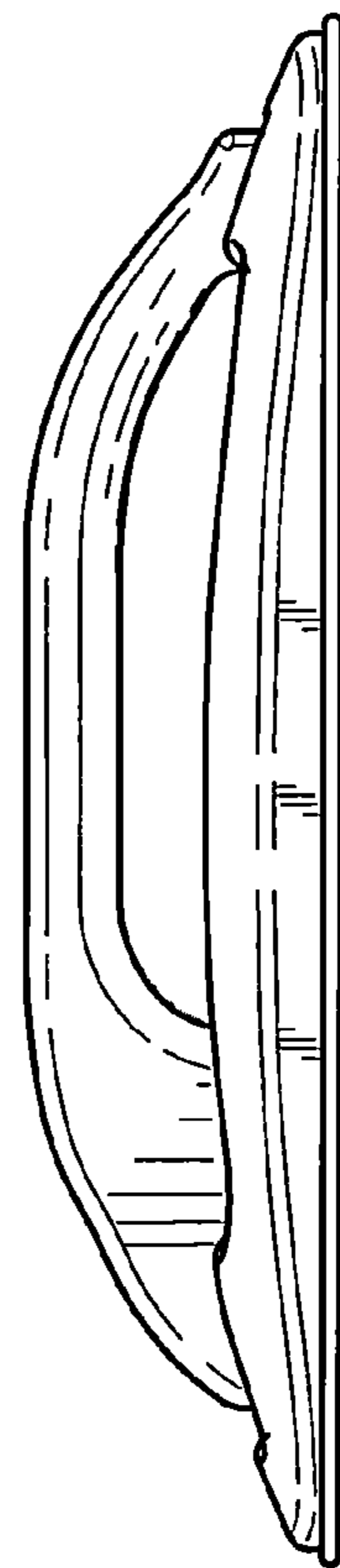


FIG. 4

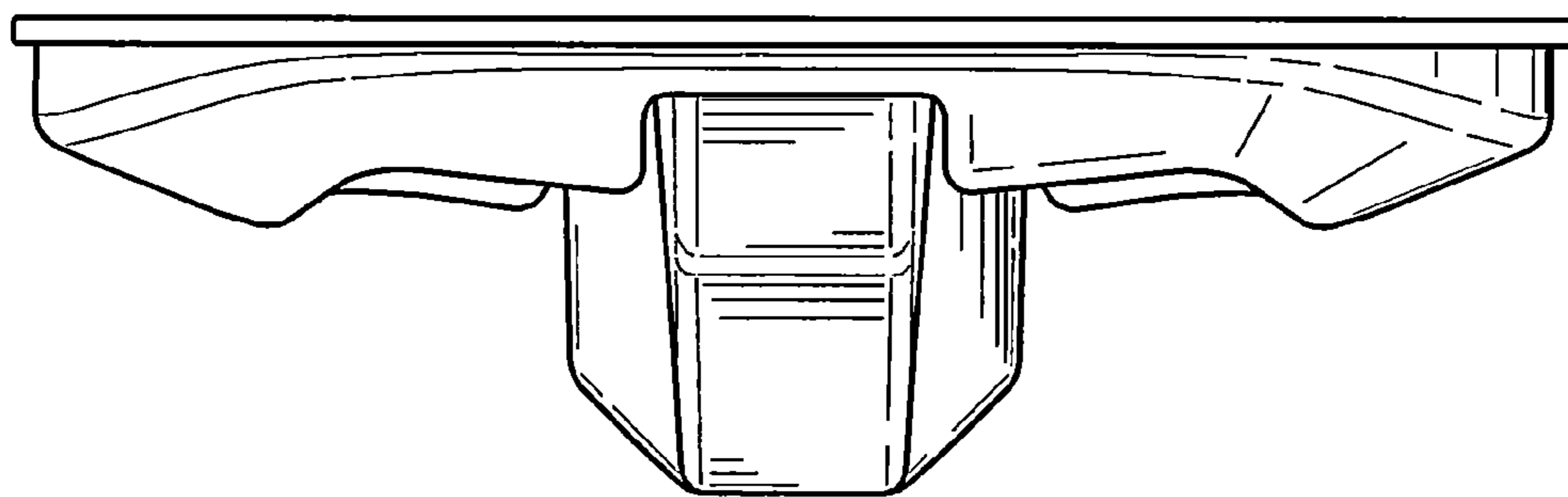


FIG. 5

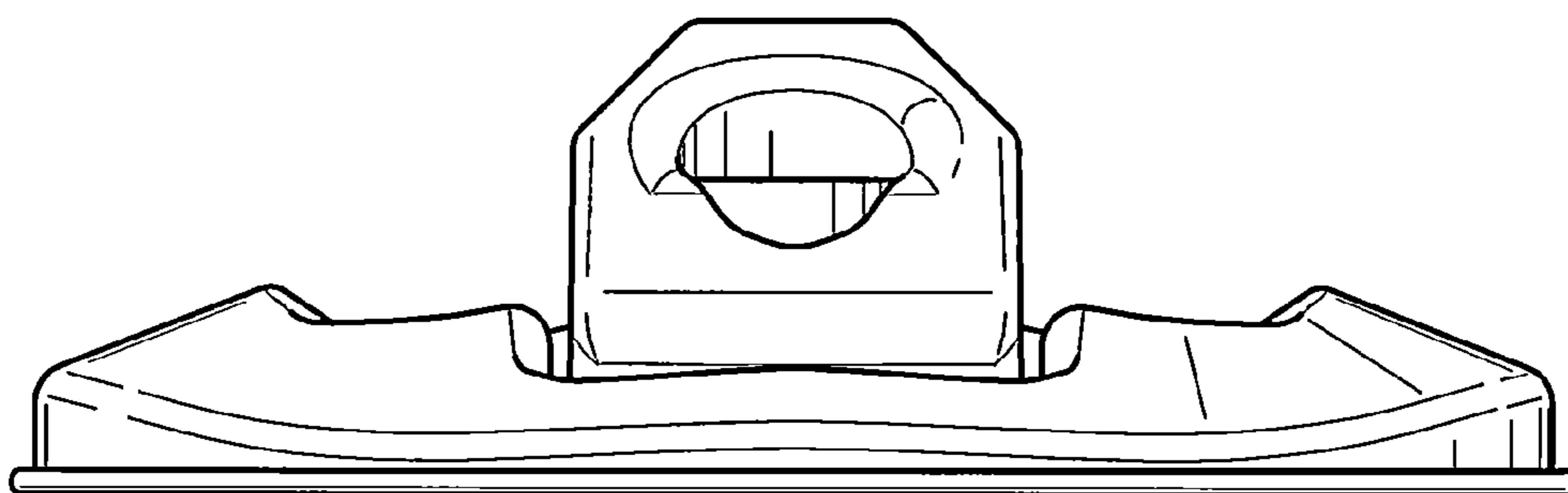


FIG. 6