



US00D700823S

(12) **United States Design Patent**  
**Otsuka**

(10) **Patent No.:** **US D700,823 S**  
(45) **Date of Patent:** **\*\* Mar. 11, 2014**

(54) **INSIDE DOOR HANDLE FOR VEHICLE**

(71) Applicant: **Aisin Seiki Kabushiki Kaisha**, Kariya (JP)

(72) Inventor: **Yu Otsuka**, Kariya (JP)

(73) Assignee: **Aisin Seiki Kabushiki Kaisha**, Kariya-Shi, Aichi-Ken (JP)

(\*\*) Term: **14 Years**

(21) Appl. No.: **29/444,947**

(22) Filed: **Feb. 6, 2013**

(30) **Foreign Application Priority Data**

Aug. 10, 2012 (JP) ..... 2012-019471

(51) **LOC (10) Cl.** ..... **08-06**

(52) **U.S. Cl.**  
USPC ..... **D8/302**

(58) **Field of Classification Search**

USPC ..... D8/302, 300, 301, 306, 308, 321, 313,  
D8/336, 337, 338, 339, 341, 343;  
D12/190, 196; 16/110.1, 430, 444,  
16/412; 292/336.3, DIG. 31, DIG. 27;  
70/208

See application file for complete search history.

(56) **References Cited**

**U.S. PATENT DOCUMENTS**

3,855,898 A \* 12/1974 McDonald ..... 89/36.08  
4,653,143 A \* 3/1987 Ketelhut et al. .... 292/336.3  
5,056,838 A \* 10/1991 Tiesler et al. .... 292/336.3  
5,261,716 A \* 11/1993 Phelps ..... 296/37.8

D371,500 S \* 7/1996 McConnell et al. .... D8/302  
D387,024 S \* 12/1997 Hellhake et al. .... D12/195  
D414,397 S \* 9/1999 Finkelstein et al. .... D8/331  
D428,322 S \* 7/2000 Munch et al. .... D8/302  
D529,850 S \* 10/2006 Yu et al. .... D12/195  
D543,825 S \* 6/2007 Witte ..... D8/302  
D550,059 S \* 9/2007 Witte ..... D8/302  
D572,997 S \* 7/2008 Gulley ..... D8/302  
D662,803 S \* 7/2012 Johnson et al. .... D8/302  
D666,889 S \* 9/2012 Yu et al. .... D8/302  
D677,553 S \* 3/2013 Shah et al. .... D8/302  
D689,758 S \* 9/2013 Mikaide ..... D8/343  
D690,185 S \* 9/2013 Taiko ..... D8/302

\* cited by examiner

*Primary Examiner* — Paula Greene

(74) *Attorney, Agent, or Firm* — Buchanan Ingersoll & Rooney PC

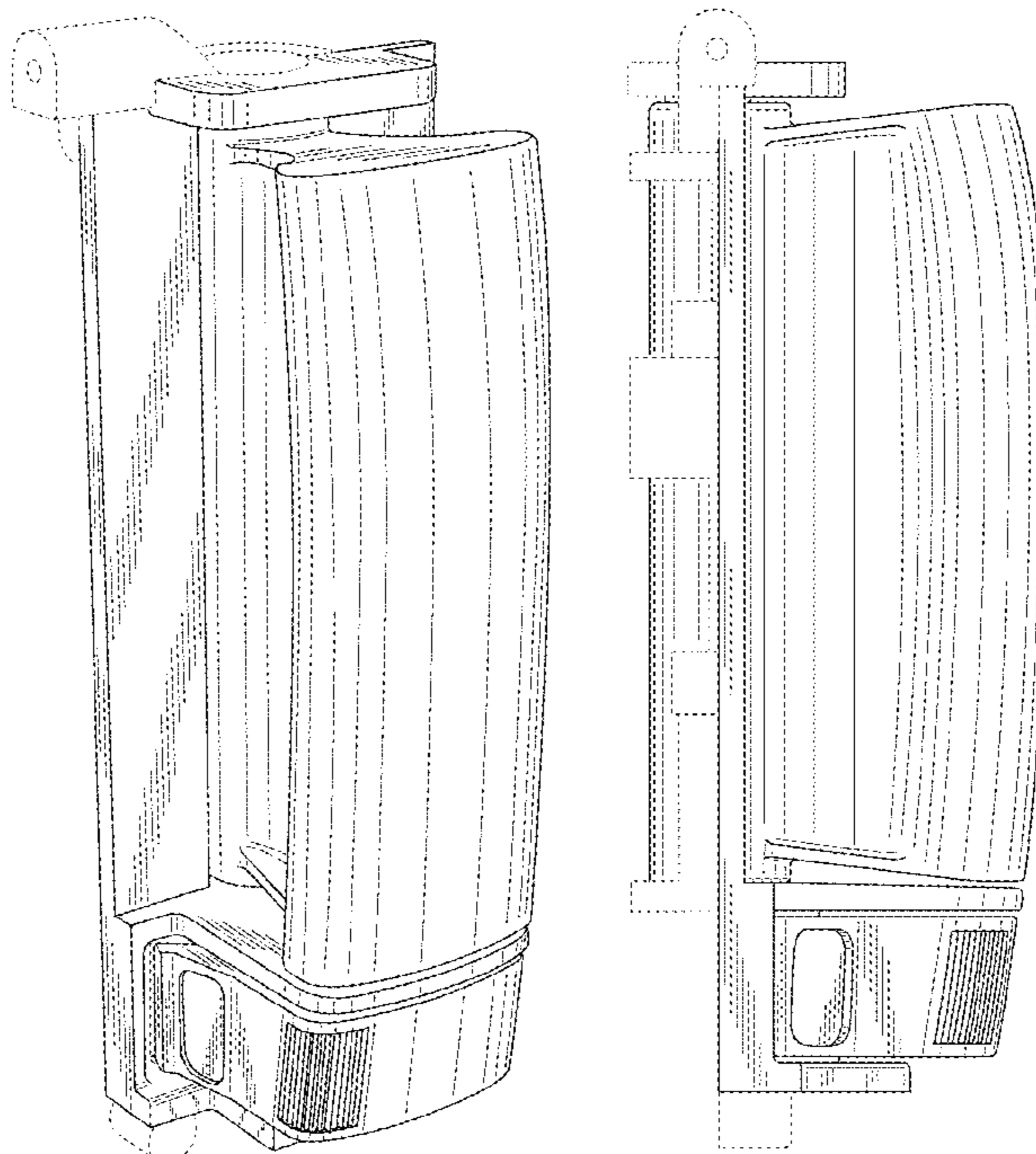
(57) **CLAIM**

The ornamental design for an inside door handle for vehicle, as shown and described.


**DESCRIPTION**

FIG. 1 is a front, top and left side perspective view of an inside door handle for vehicle showing my new design;  
FIG. 2 is a front view thereof;  
FIG. 3 is a rear view thereof;  
FIG. 4 is a top plan view thereof;  
FIG. 5 is a bottom plan view thereof;  
FIG. 6 is a right side view thereof; and,  
FIG. 7 is a left side view thereof.  
The features shown in broken lines in the drawings depict environmental subject matter only and form no part of the claimed design.


**1 Claim, 7 Drawing Sheets**



**FIG. 1**

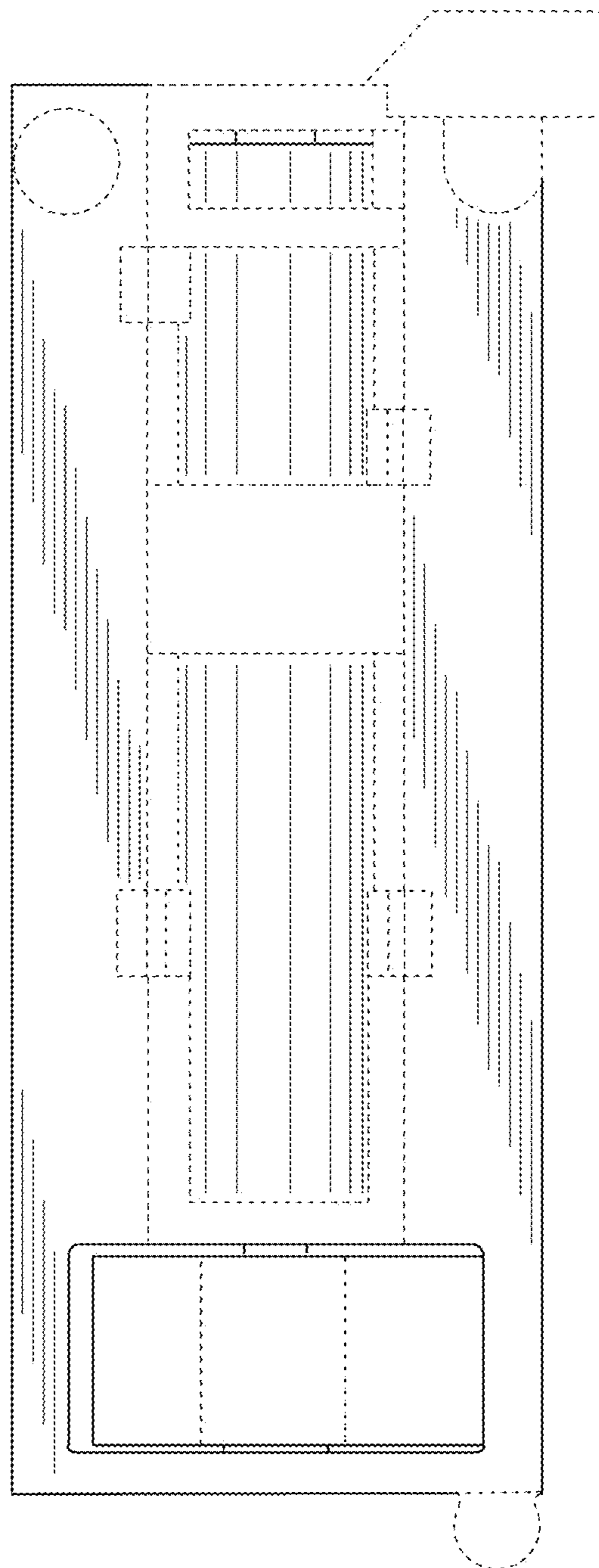


*FIG. 2*

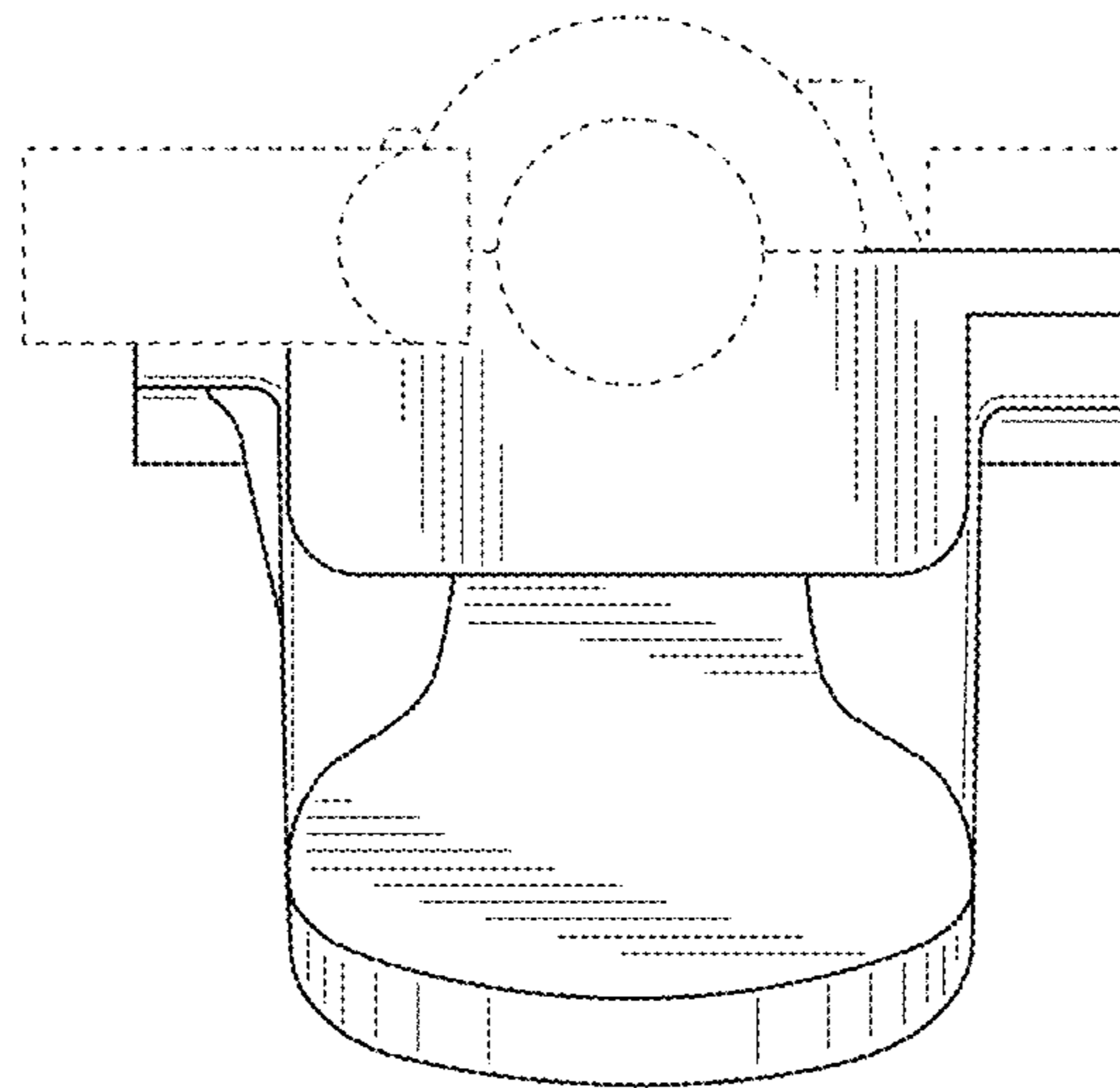




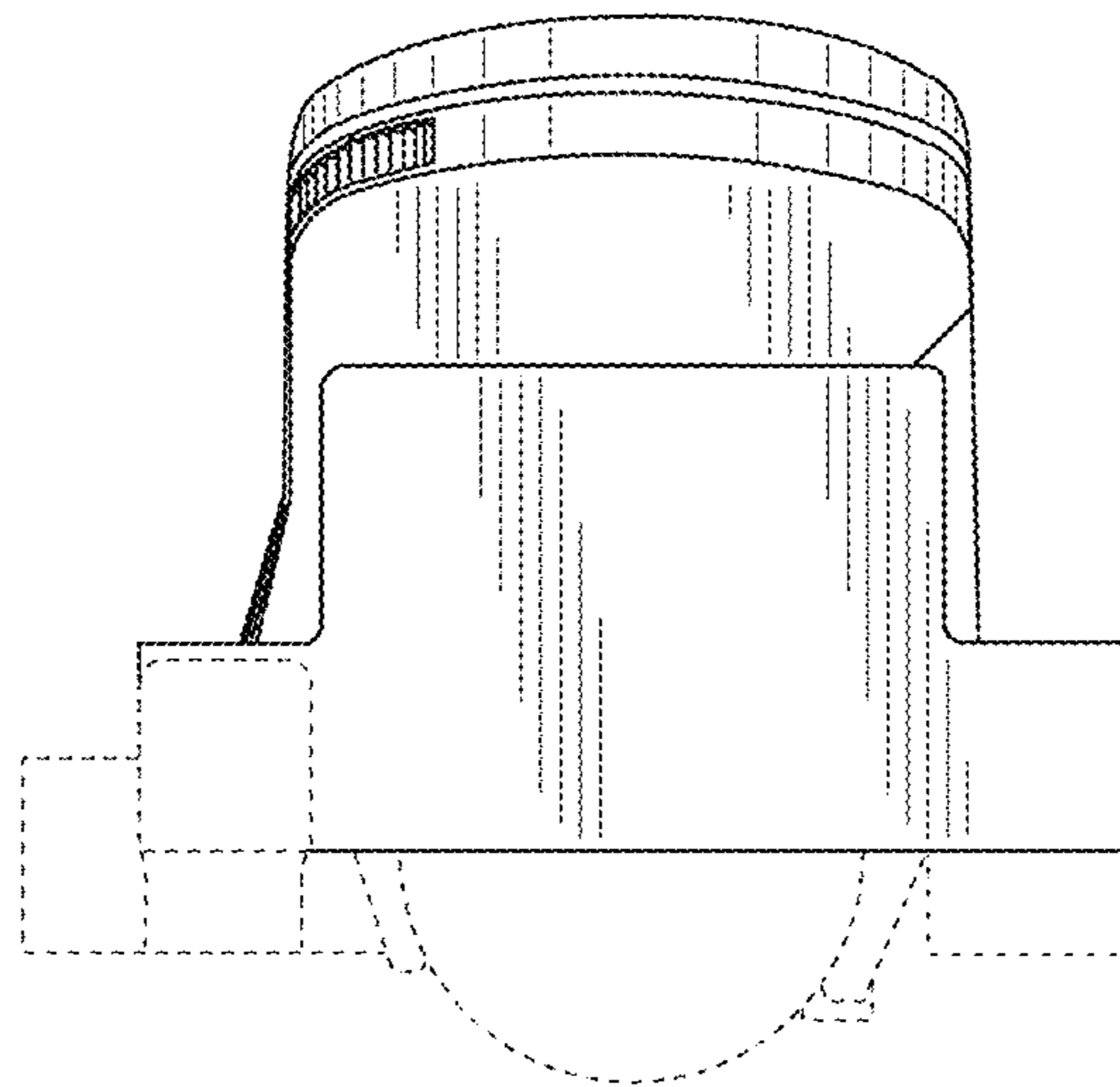
**FIG. 3**



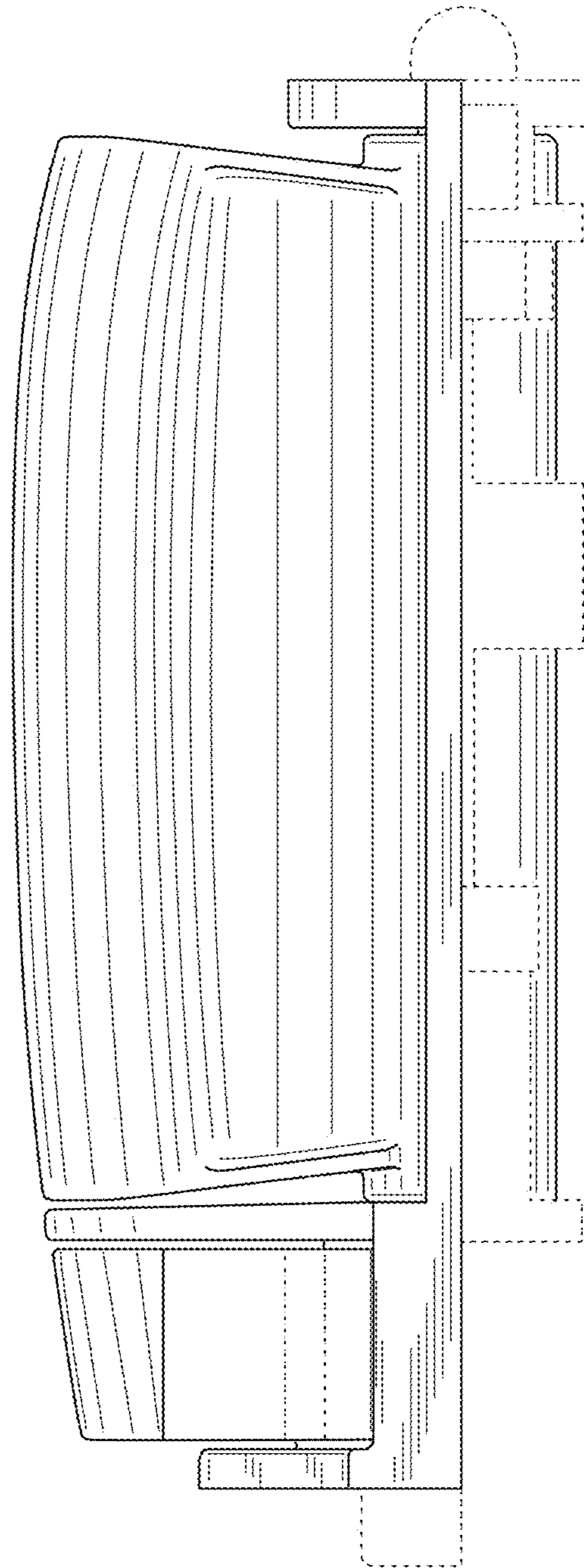
**FIG. 4**



***FIG. 5***



**FIG. 6**



**FIG. 7**

