

US00D700818S

(12) **United States Design Patent**
Funston

(10) **Patent No.:** **US D700,818 S**
(45) **Date of Patent:** **** Mar. 11, 2014**

- (54) **CONSTRUCTION WRENCH**
- (71) Applicant: **Ideal Industries, Inc.**, Sycamore, IL
(US)
- (72) Inventor: **Dale Funston**, Colorado Springs, CO
(US)
- (73) Assignee: **Ideal Industries, Inc.**, Sycamore, IL
(US)
- (**) Term: **14 Years**
- (21) Appl. No.: **29/441,089**
- (22) Filed: **Dec. 31, 2012**
- (51) **LOC (10) Cl.** **08-05**
- (52) **U.S. Cl.**
USPC **D8/22**
- (58) **Field of Classification Search**
USPC D8/21-23, 82, 83, 88, 89, 107; 81/60,
81/177.1, 177.85, 121.1, 124.3, 165-170,
81/110.1, 176.2, 124.6, 176.1, 176.15,
81/177.2, 133, 157, 173
See application file for complete search history.

3,370,307	A	*	2/1968	Beeks	7/138
D327,208	S	*	6/1992	Wehling	D8/55
D394,793	S	*	6/1998	Ma	D8/105
6,076,435	A	*	6/2000	White et al.	81/176.2
D467,478	S	*	12/2002	Harewood	D8/26
D494,833	S	*	8/2004	Macor	D8/107
7,017,455	B2	*	3/2006	Hsien	81/177.1
7,162,758	B2	*	1/2007	Skinner	7/127
D607,299	S	*	1/2010	Albertson	D8/105

* cited by examiner

Primary Examiner — Randall Gholson

(74) *Attorney, Agent, or Firm* — Greenberg Traurig, LLP

(57) **CLAIM**

What is claimed is the ornamental design for a construction wrench, as shown and described.

DESCRIPTION

FIG. 1 is a rear, left side perspective view of a construction wrench.

FIG. 2 is a top plan view thereof.

FIG. 3 is a bottom plan view thereof.

FIG. 4 is a left side elevational view thereof.

FIG. 5 is a right side elevational view thereof.

FIG. 6 is a rear side elevational view thereof; and,

FIG. 7 is a rear side elevational view thereof.

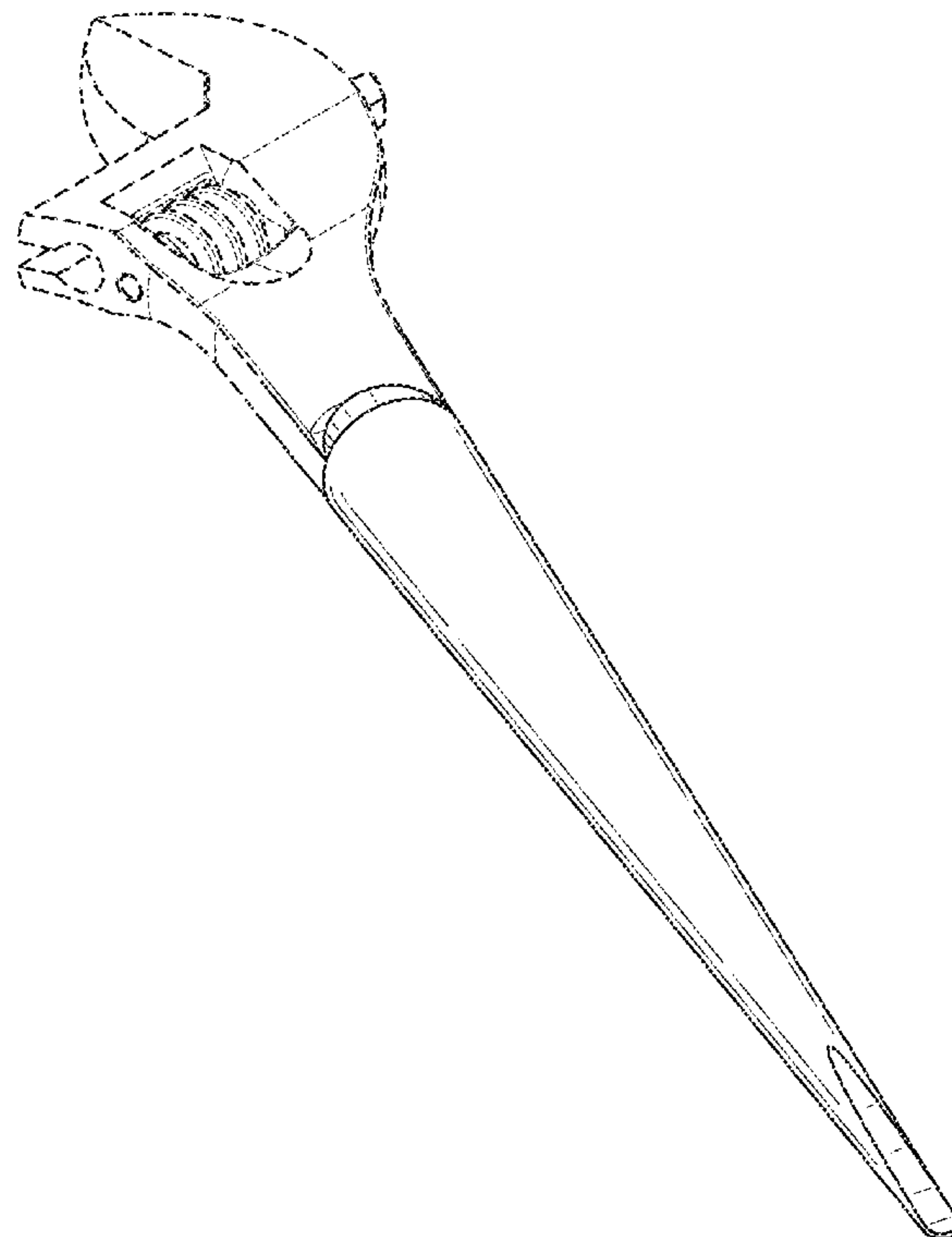
Any features shown in dotted, dashed, and/or broken lines do not form part of the claimed design. Any surface shading is used solely to show the character or contour of the surface represented.

1 Claim, 5 Drawing Sheets

(56) **References Cited**

U.S. PATENT DOCUMENTS

D156,732	S	*	1/1950	Hoeflicker	D8/22
D185,434	S	*	6/1959	Hansen	D8/22
D208,068	S	*	7/1967	Rando	D8/22



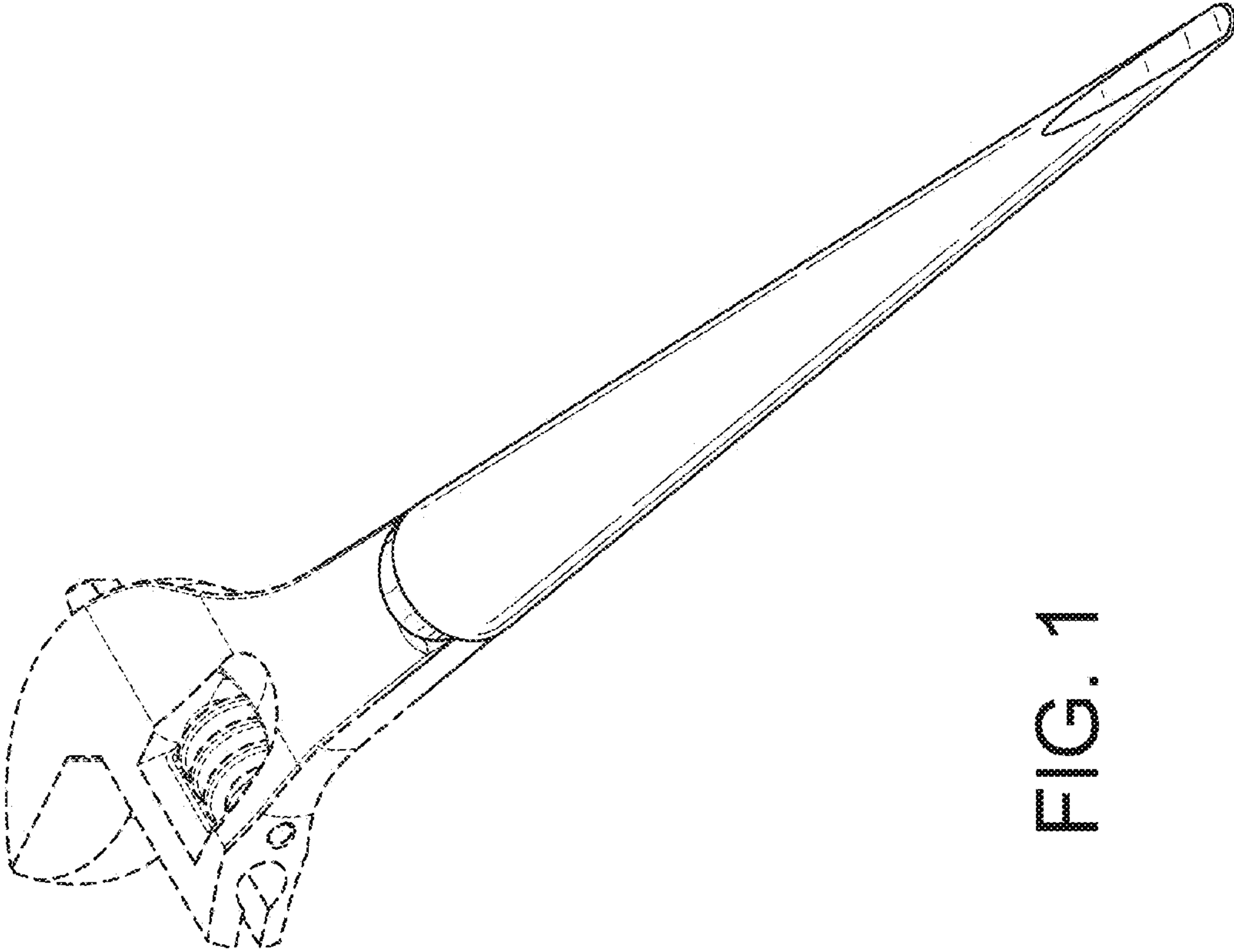


FIG. 1

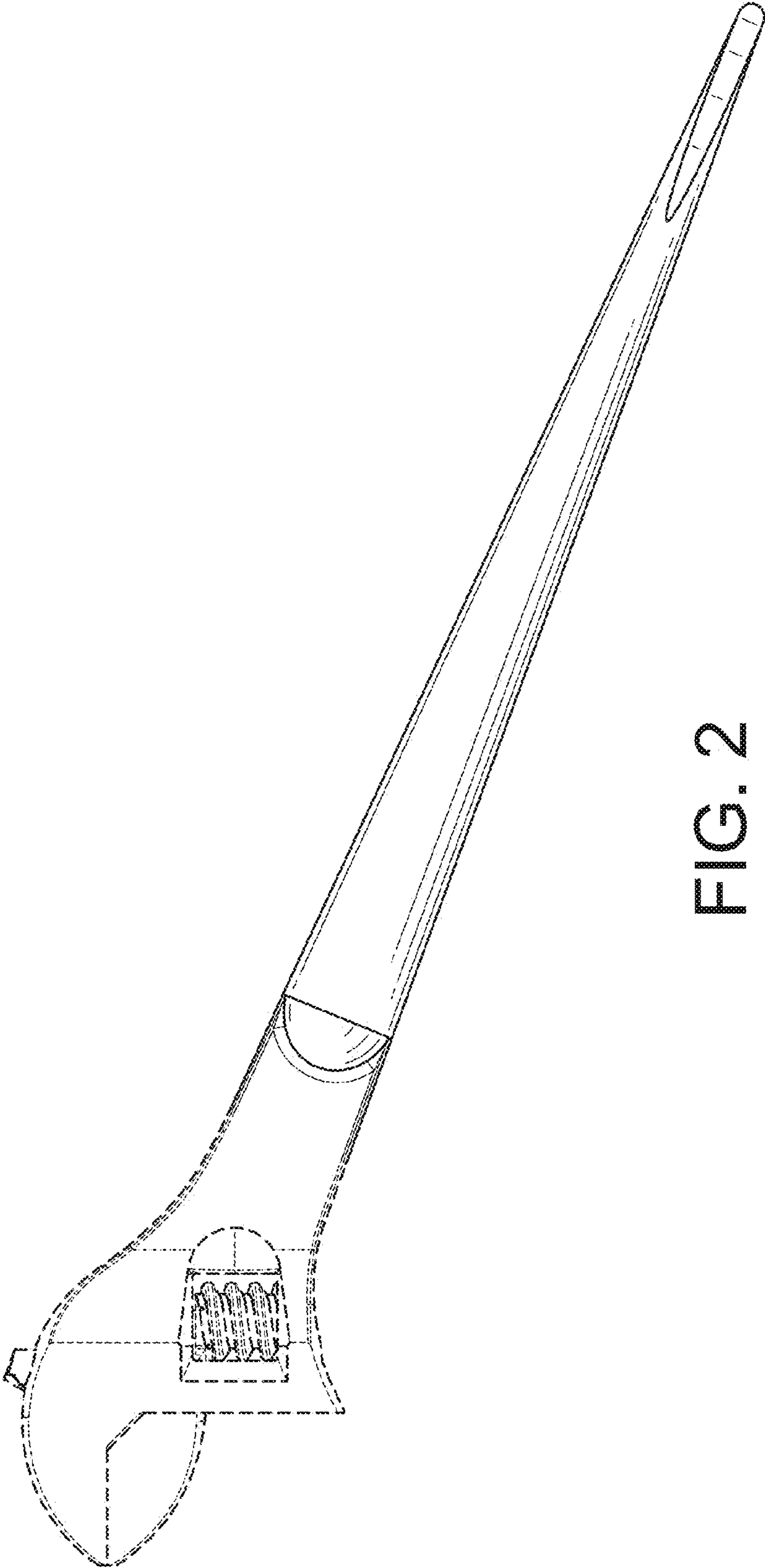


FIG. 2

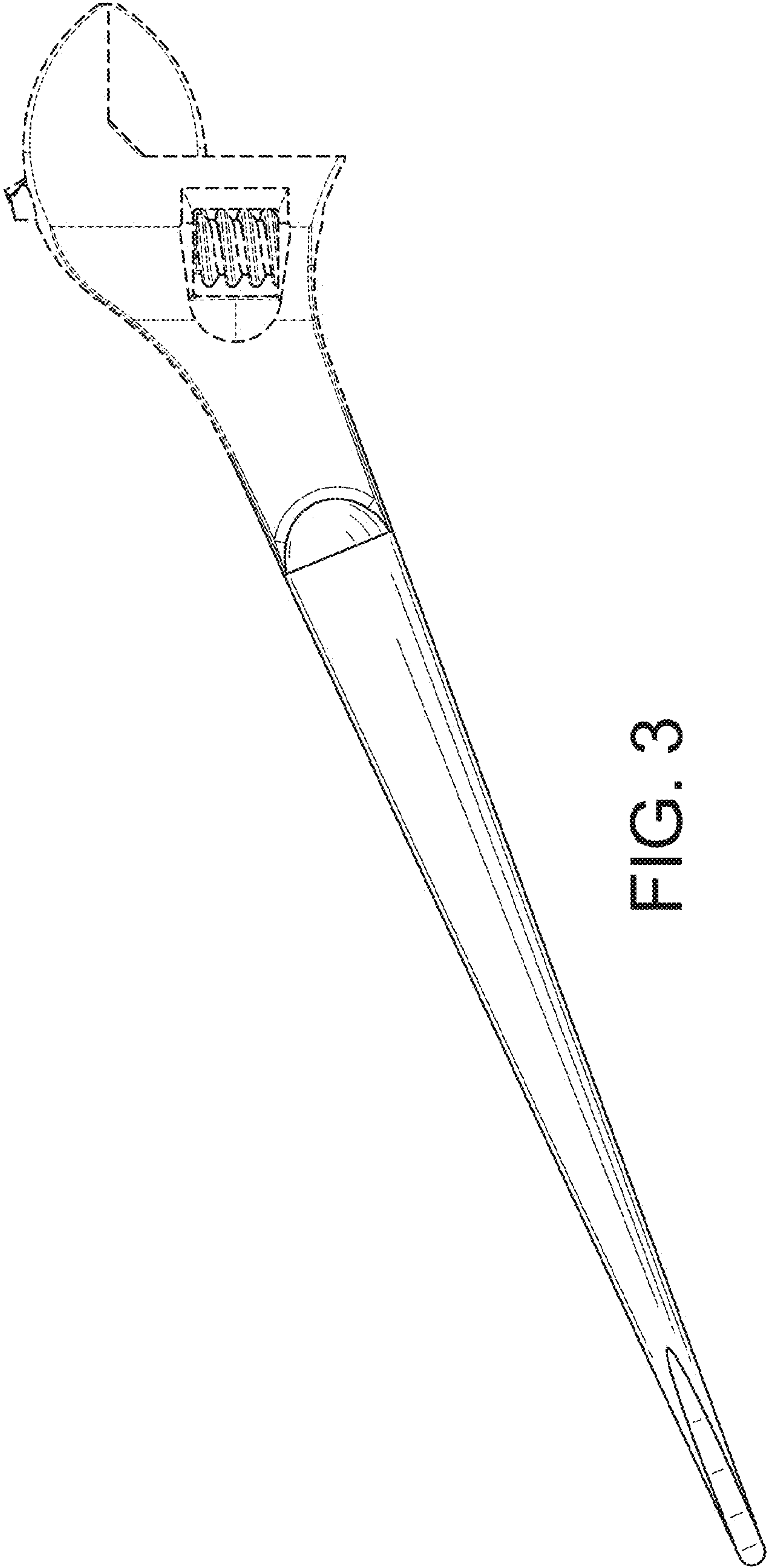


FIG. 3




FIG. 4

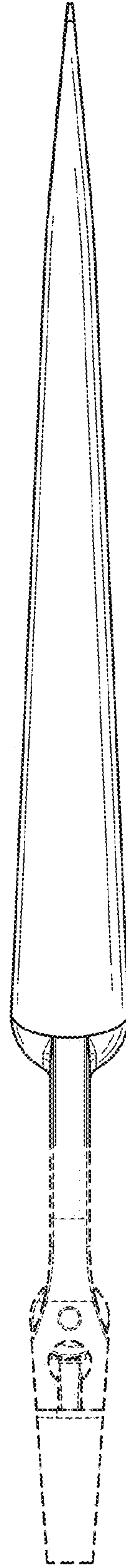


FIG. 5




FIG. 6

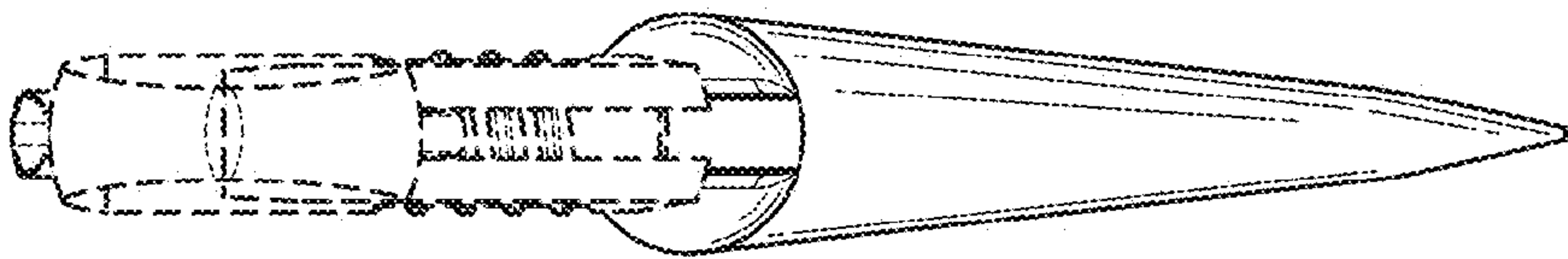


FIG. 7