



US00D700815S

(12) **United States Design Patent**
Oachs et al.

(10) **Patent No.:** **US D700,815 S**
(45) **Date of Patent:** **** Mar. 11, 2014**

(54) **SEAL REMOVAL TOOL**
(71) Applicant: **A & E Incorporated**, Racine, WI (US)
(72) Inventors: **Joshua Oachs**, Rosemount, MN (US);
Alyssa L. Albrecht, Milwaukee, WI (US)
(73) Assignee: **A&E Incorporated**, Racine, WI (US)
(**) Term: **14 Years**
(21) Appl. No.: **29/446,110**
(22) Filed: **Feb. 20, 2013**
(51) **LOC (10) Cl.** **08-05**
(52) **U.S. Cl.**
USPC **D8/19**
(58) **Field of Classification Search**
USPC D8/12, 14, 16, 18, 19, 45, 89; D21/727;
602/10; 81/327, 3.27; 449/61; D7/688;
D32/49
See application file for complete search history.

D555,993 S * 11/2007 Huie D8/19
D558,844 S * 1/2008 Jeanneau et al. D21/727
D682,064 S * 5/2013 Ortiz D8/89
D690,567 S * 10/2013 Lamarra D8/14

OTHER PUBLICATIONS

<http://www.matcotools.com/catalog/product/SP24/UNIVERSAL-SEAL-PULLER-KIT/>.
<http://www.langtools.com/review/product/list/id/3242/#review-form>.

* cited by examiner

Primary Examiner — Robert M Spear
Assistant Examiner — Eliza Bennett-Hattan
(74) *Attorney, Agent, or Firm* — Ryan Kromholz & Manion, S.C.

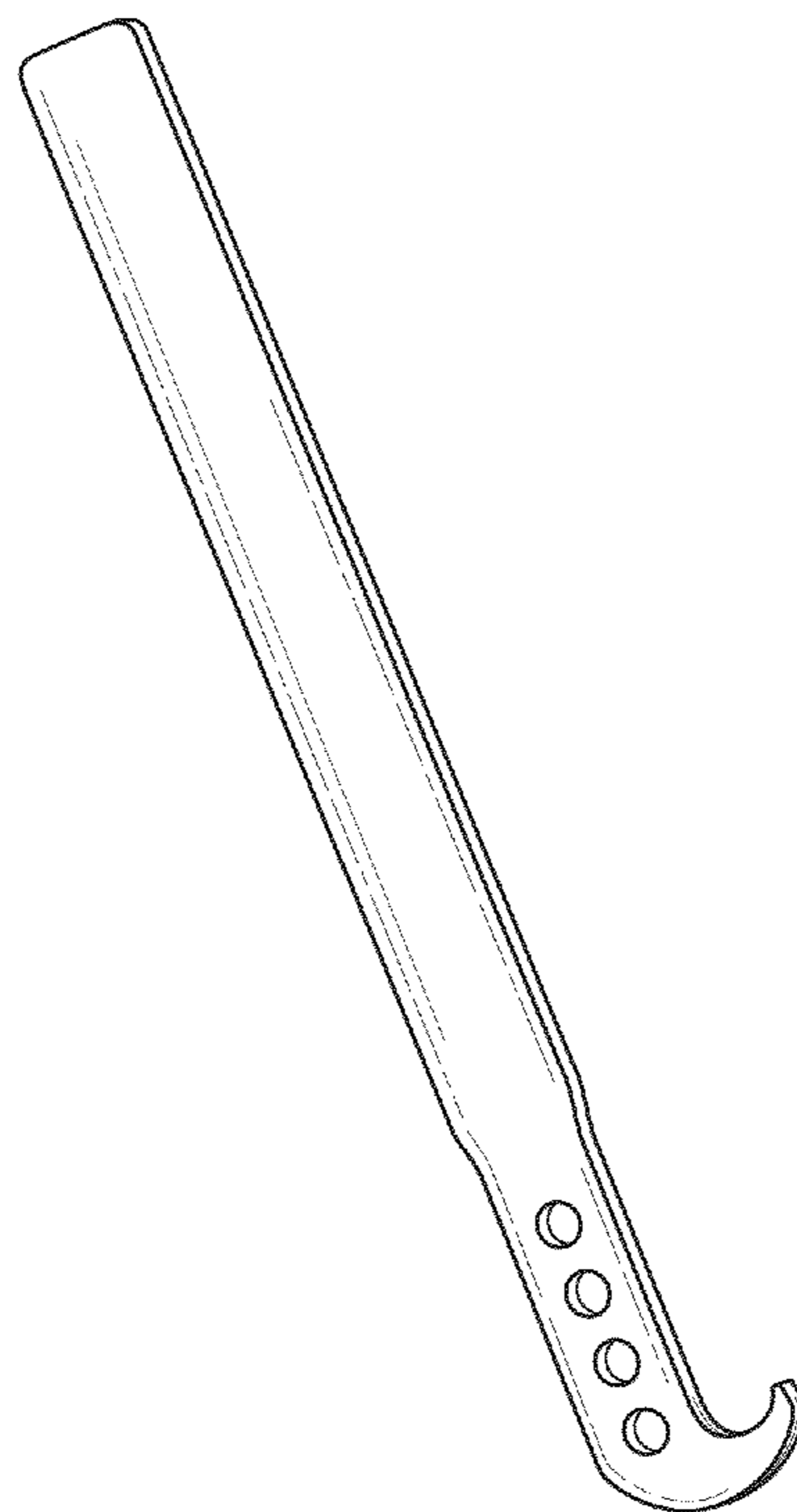
(57) **CLAIM**
The ornamental design for a seal removal tool, as shown and described.

DESCRIPTION

FIG. 1 is a perspective view of the seal removal tool;
FIG. 2 is a front elevation view thereof;
FIG. 3 is a rear elevation view thereof;
FIG. 4 is a left side elevation view thereof;
FIG. 5 is a right side elevation view thereof;
FIG. 6 is a top plan view thereof; and,
FIG. 7 is a bottom plan view thereof.

1 Claim, 2 Drawing Sheets

(56) **References Cited**
U.S. PATENT DOCUMENTS
1,597,587 A * 8/1926 Etter 30/92
3,080,593 A * 3/1963 Wilson 15/105
D207,184 S * 3/1967 Williams D8/19
4,274,826 A * 6/1981 Huey et al. 433/144
D314,319 S * 2/1991 Keller D8/14
D363,339 S * 10/1995 Rohacek D22/199
D371,731 S * 7/1996 Maddox D8/57
6,983,674 B1 * 1/2006 Rufolo, Jr. 81/22



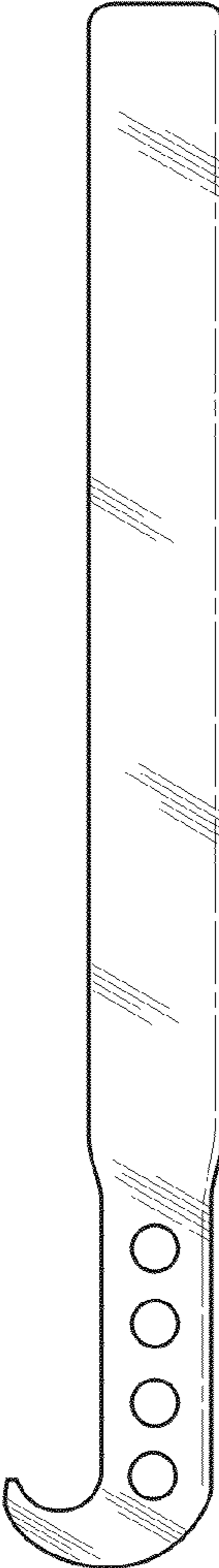
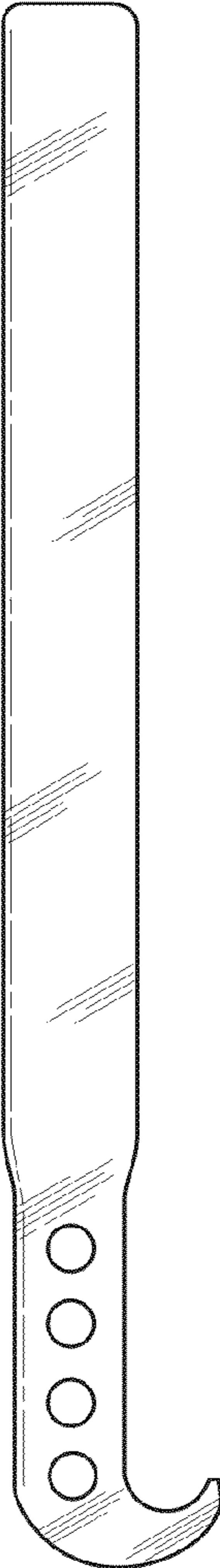
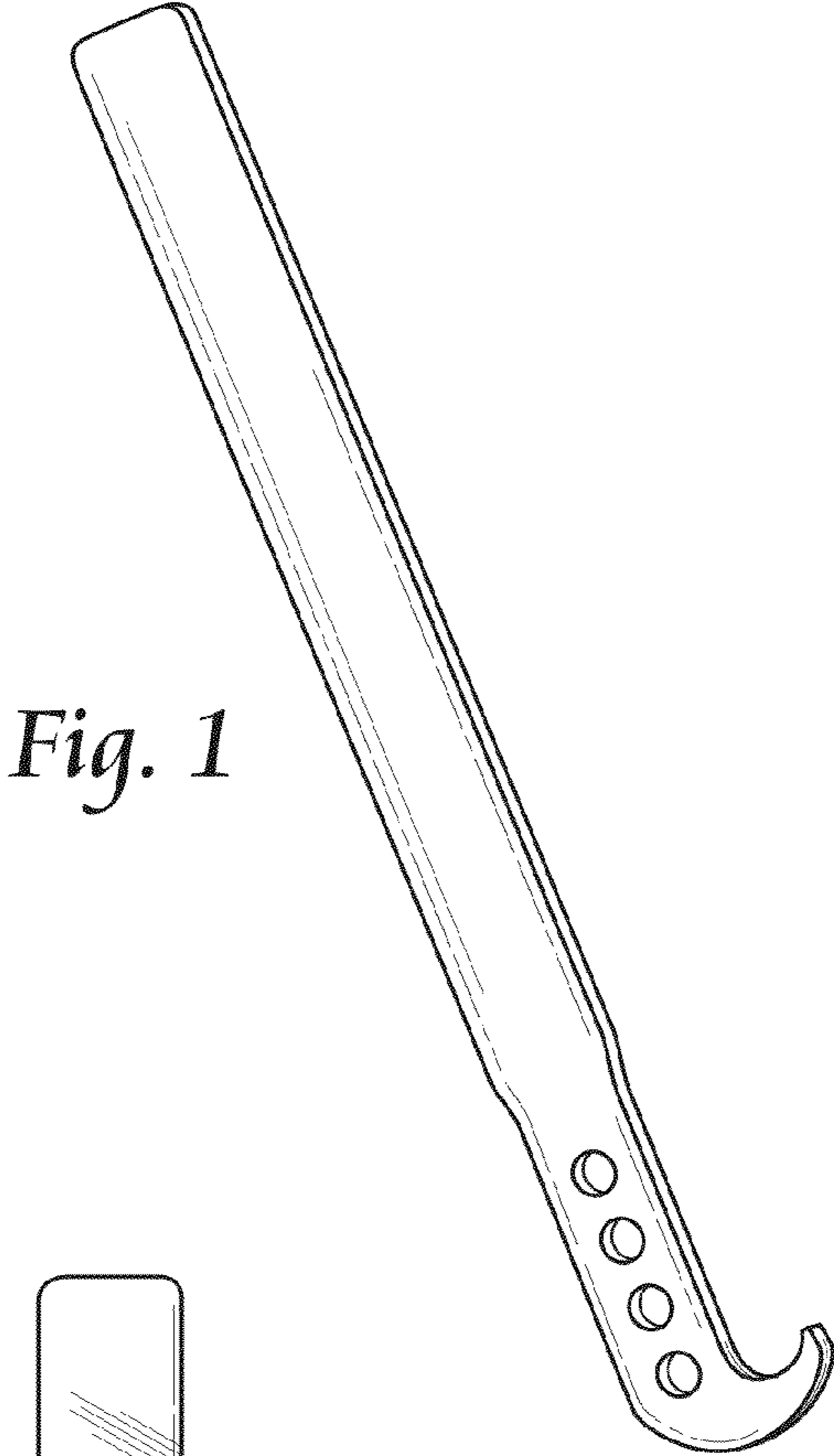




Fig. 4



Fig. 5

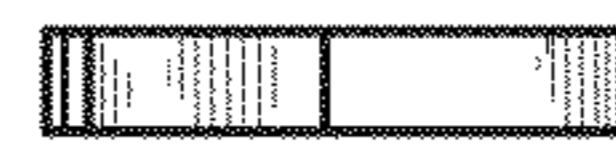


Fig. 6



Fig. 7