



US00D700811S

(12) **United States Design Patent**  
**Lin**

(10) **Patent No.:** **US D700,811 S**  
(45) **Date of Patent:** **\*\* Mar. 11, 2014**

(54) **CUTLERY SET**

(71) Applicant: **Wenjin Lin**, Taizhou (CN)

(72) Inventor: **Wenjin Lin**, Taizhou (CN)

(73) Assignee: **Taizhou Jinxin Industry & Trade Co., Ltd.**, Taizhou (CN)

(\*\*) Term: **14 Years**

(21) Appl. No.: **29/457,093**

(22) Filed: **Jun. 6, 2013**

(30) **Foreign Application Priority Data**

Apr. 26, 2013 (CN) ..... 2013 3 0141956

(51) **LOC (10) Cl.** ..... **07-03**

(52) **U.S. Cl.**  
USPC ..... **D7/645**; D7/401.2; D7/642; D7/652;  
D7/664

(58) **Field of Classification Search**

USPC ..... D4/104; D7/368, 393-395, 401.2, 567,  
D7/637, 642-646, 649-655, 660-664, 669,  
D7/675-677, 683, 688-692, 695-696;  
D8/107; D24/116, 147; 16/421;  
30/120.1, 125, 137, 141-143,  
30/147-150, 322-327, 329, 340,  
30/342-344; 416/70 R, 75

See application file for complete search history.

(56) **References Cited**

**U.S. PATENT DOCUMENTS**

D150,323 S \* 7/1948 Stratton ..... D7/653  
D345,677 S \* 4/1994 Snodgrass ..... D7/645  
D421,339 S \* 3/2000 Jeannet et al. .... D4/104

D463,714 S \* 10/2002 Munari ..... D7/395  
D467,658 S \* 12/2002 Goodwin ..... D24/147  
D494,442 S \* 8/2004 Lin Wu ..... D8/107  
D554,953 S \* 11/2007 Smith ..... D7/664  
D557,083 S 12/2007 Medling et al.  
D562,643 S \* 2/2008 Morrison ..... D7/642  
D564,294 S \* 3/2008 Wasserman et al. .... D7/395  
D629,249 S \* 12/2010 Snyder ..... D7/401.2  
D634,974 S \* 3/2011 Oakes ..... D7/401.2  
D686,467 S \* 7/2013 Barnett et al. .... D7/653  
2006/0213033 A1 \* 9/2006 Wasserman et al. .... 16/421

\* cited by examiner

*Primary Examiner* — Ricky Pham

(74) *Attorney, Agent, or Firm* — Minder Law Group; Willy H. Wong

(57) **CLAIM**

The ornamental design for a cutlery set, as shown and described.

**DESCRIPTION**

FIG. 1 is a front view of a table knife of cutlery set showing my new design;

FIG. 2 is a perspective view thereof;

FIG. 3 is a front view of a table spoon of cutlery set showing my new design;

FIG. 4 is a rear view thereof;

FIG. 5 is a perspective view thereof;

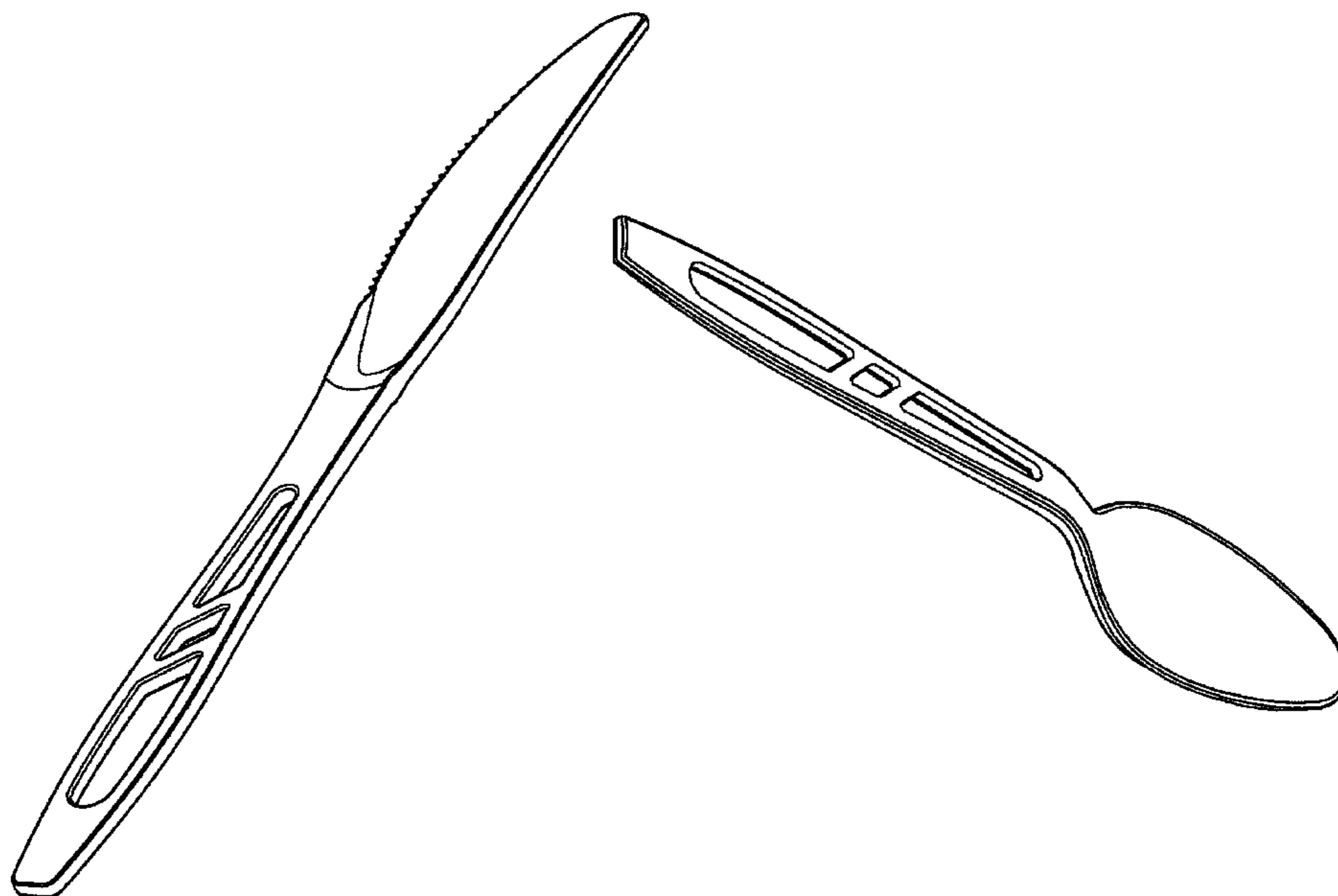
FIG. 6 is a front view of a table fork of cutlery set showing my new design;

FIG. 7 is a rear view thereof; and,

FIG. 8 is a perspective view thereof.

The invention pertains to an ornamental design for an article of manufacture. The article is not limited to the scale shown herein.

**1 Claim, 5 Drawing Sheets**



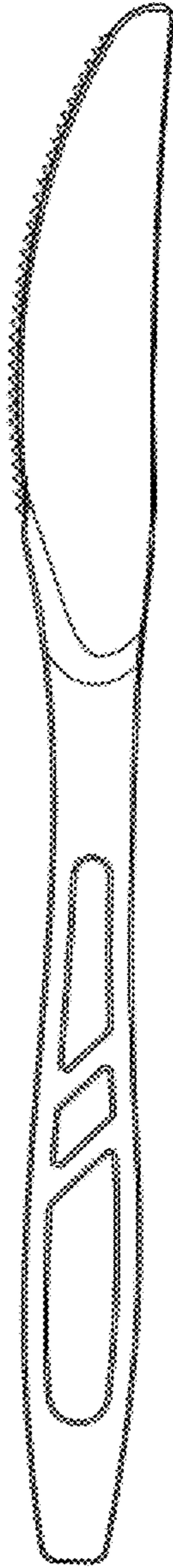


FIG. 1

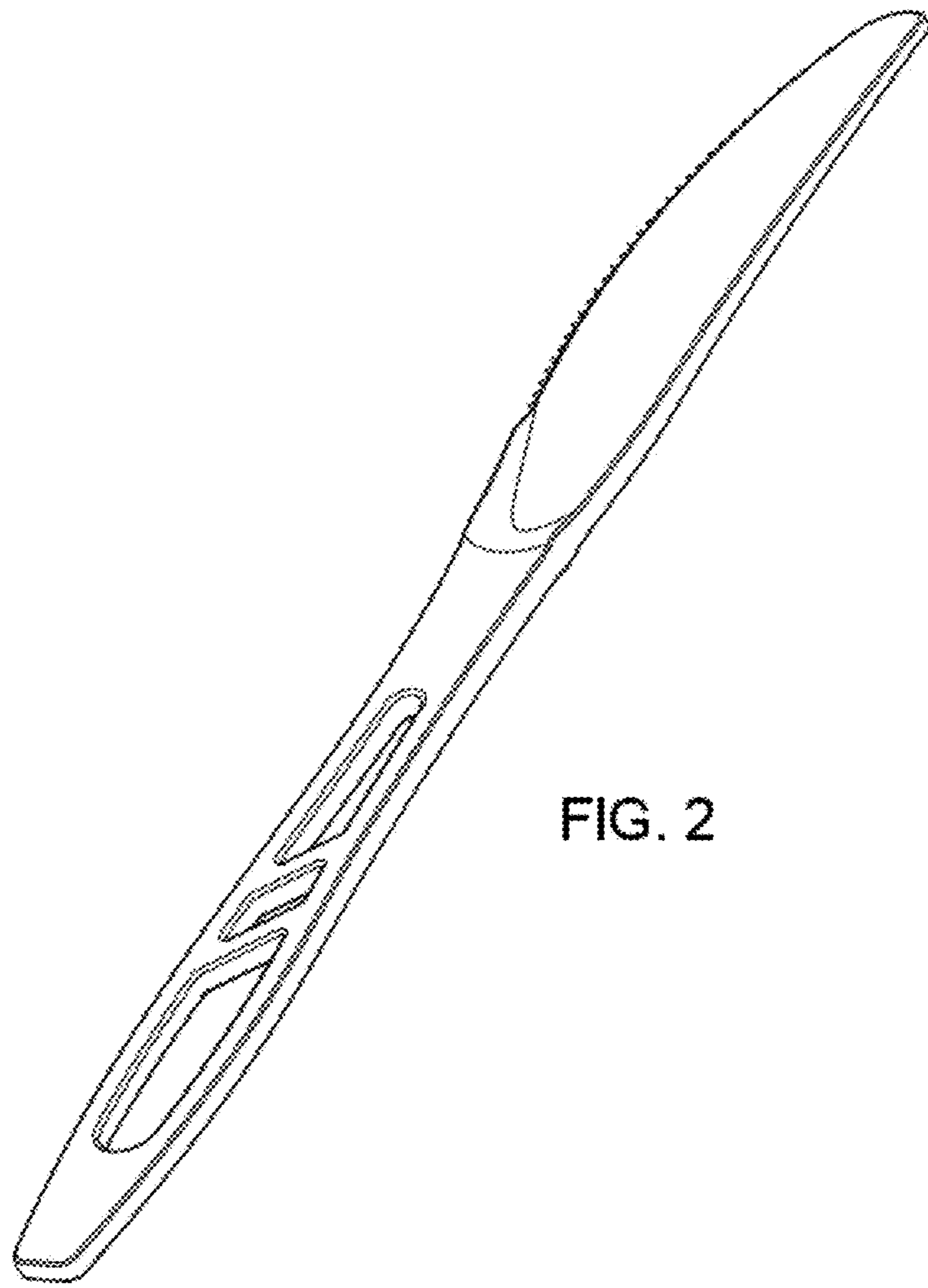


FIG. 2

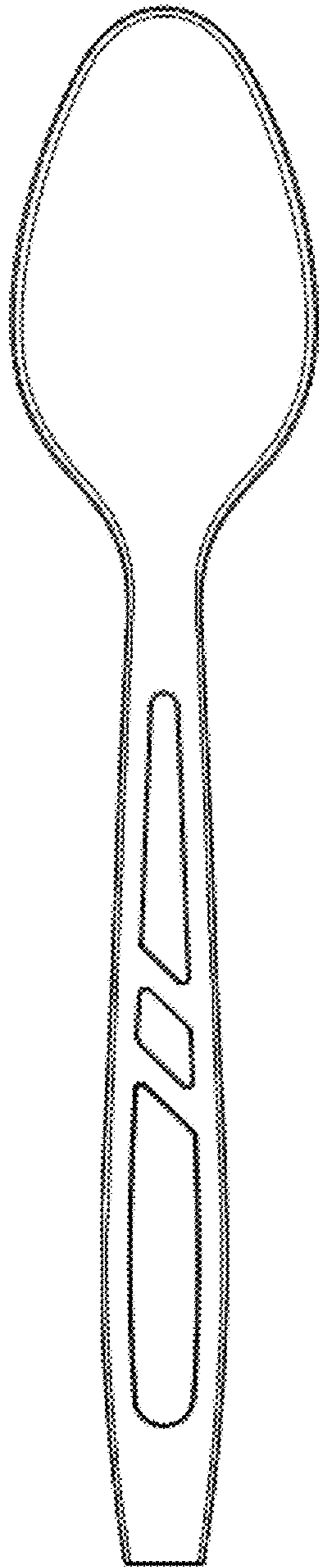


FIG. 3

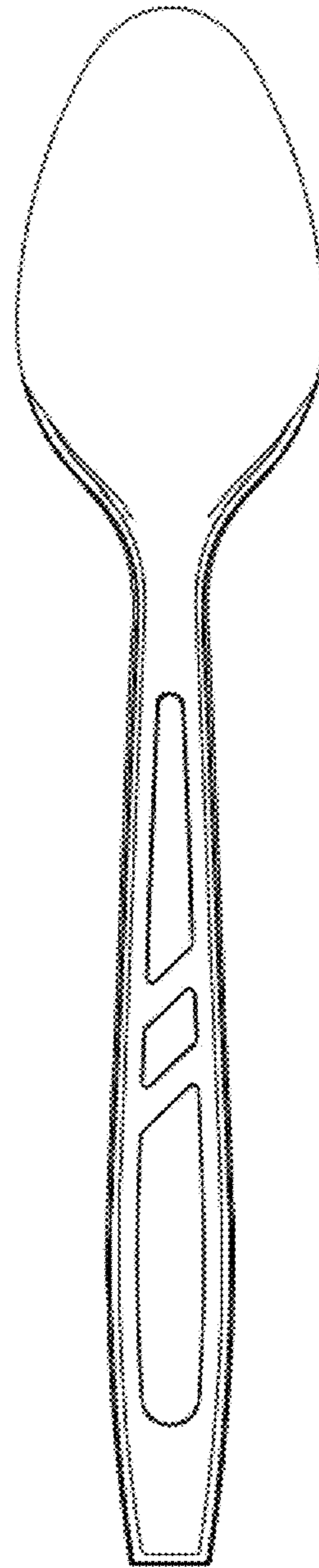


FIG. 4

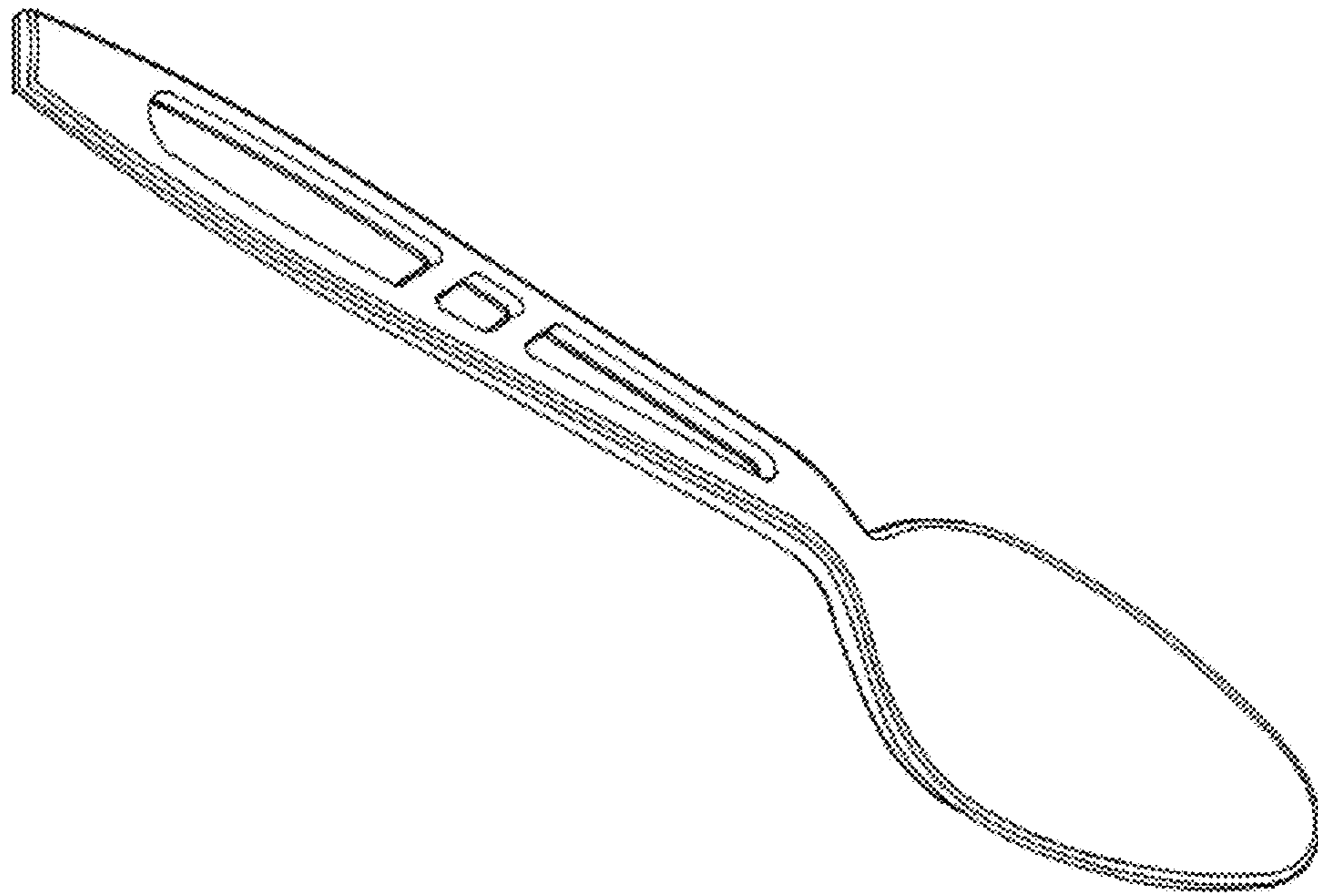


FIG. 5



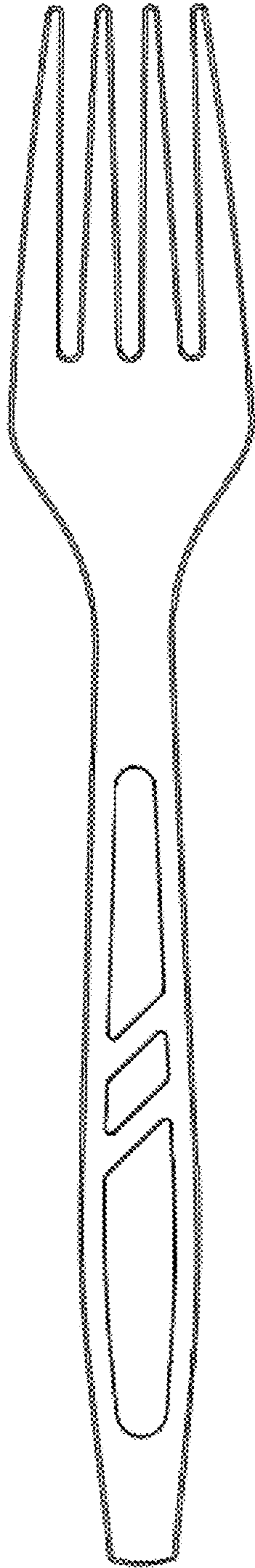


FIG. 6

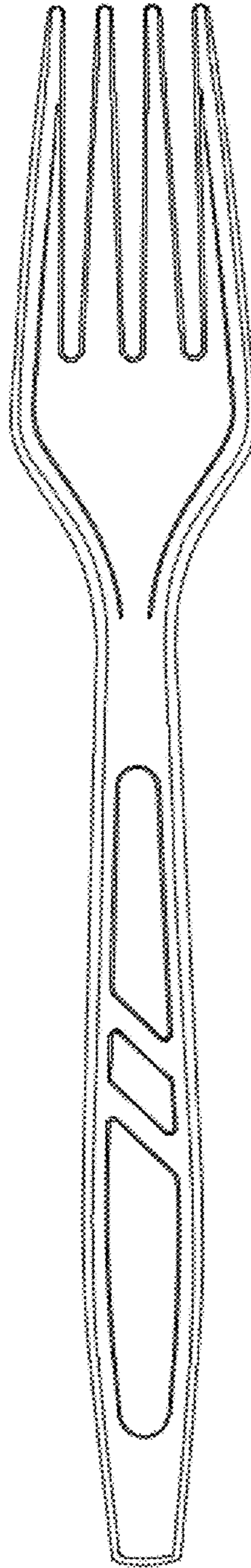


FIG. 7




FIG. 8