



US00D700810S

(12) **United States Design Patent**  
**Stein et al.**

(10) **Patent No.:** **US D700,810 S**  
(45) **Date of Patent:** **\*\* Mar. 11, 2014**

(54) **BEVERAGE TOWER WRAP**

(71) Applicants: **John Stein**, Ogden, UT (US); **Joseph C. Stein, III**, Ogden, UT (US); **Paul Carlsen**, North Ogden, UT (US)

(72) Inventors: **John Stein**, Ogden, UT (US); **Joseph C. Stein, III**, Ogden, UT (US); **Paul Carlsen**, North Ogden, UT (US)

(\*\*) Term: **14 Years**

(21) Appl. No.: **29/454,786**

(22) Filed: **May 14, 2013**

**Related U.S. Application Data**

(62) Division of application No. 29/403,811, filed on Oct. 11, 2011, now Pat. No. Des. 684,432.

(51) **LOC (10) Cl.** ..... **07-01**

(52) **U.S. Cl.**  
USPC ..... **D7/607**

(58) **Field of Classification Search**  
USPC ..... D7/603-608, 619.1-625;  
62/457.1-457.9, 529, 530; 248/311.2,  
248/309.1; 220/592.17, 592.16, 592.24,  
220/592.2, 737-739, 902, 903; 215/12.1,  
215/12.2, 13.1, 396, 398; 383/2, 6, 7, 10,  
383/95, 109, 110

See application file for complete search history.

(56) **References Cited**

U.S. PATENT DOCUMENTS

|              |    |   |        |               |       |          |
|--------------|----|---|--------|---------------|-------|----------|
| D585,705     | S  | * | 2/2009 | Weers et al.  | ..... | D7/607   |
| D589,758     | S  | * | 4/2009 | Mancha et al. | ..... | D7/624.2 |
| D590,212     | S  | * | 4/2009 | Mancha et al. | ..... | D7/624.2 |
| D614,001     | S  | * | 4/2010 | Welch         | ..... | D7/605   |
| 2005/0023292 | A1 | * | 2/2005 | Market et al. | ..... | 222/183  |

\* cited by examiner

*Primary Examiner* — Terry Wallace

(74) *Attorney, Agent, or Firm* — Workman Nydegger

(57) **CLAIM**

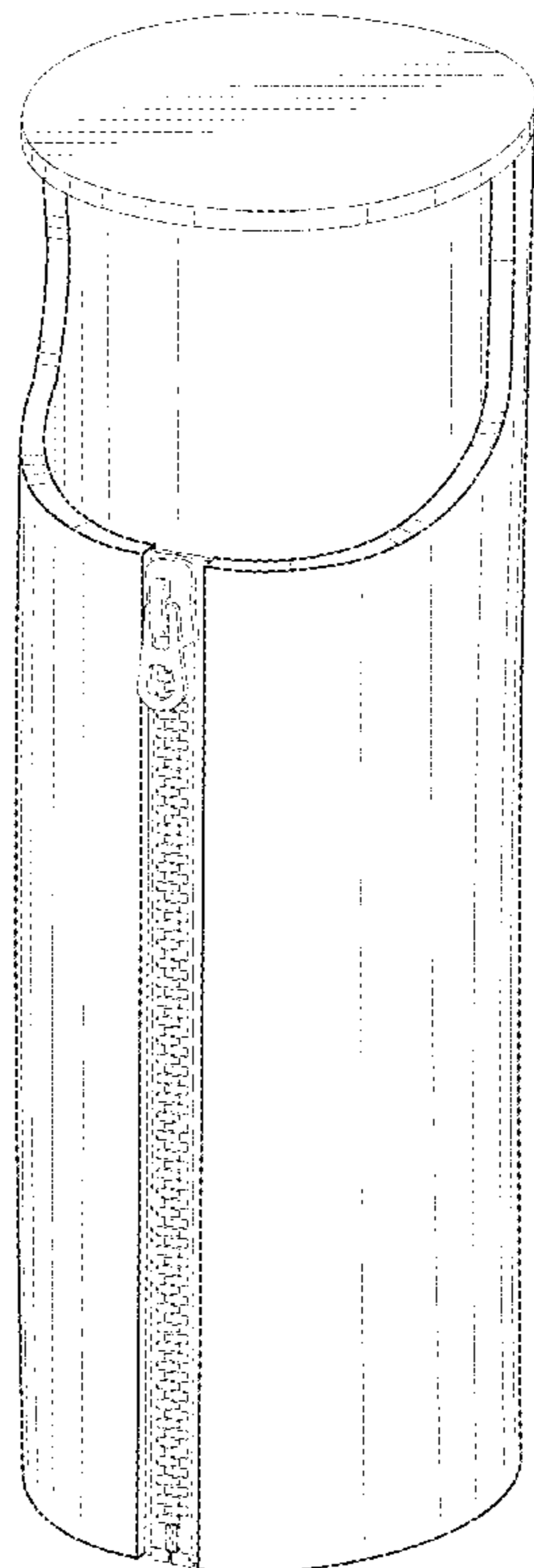
The ornamental design for a beverage tower wrap, as shown and described.

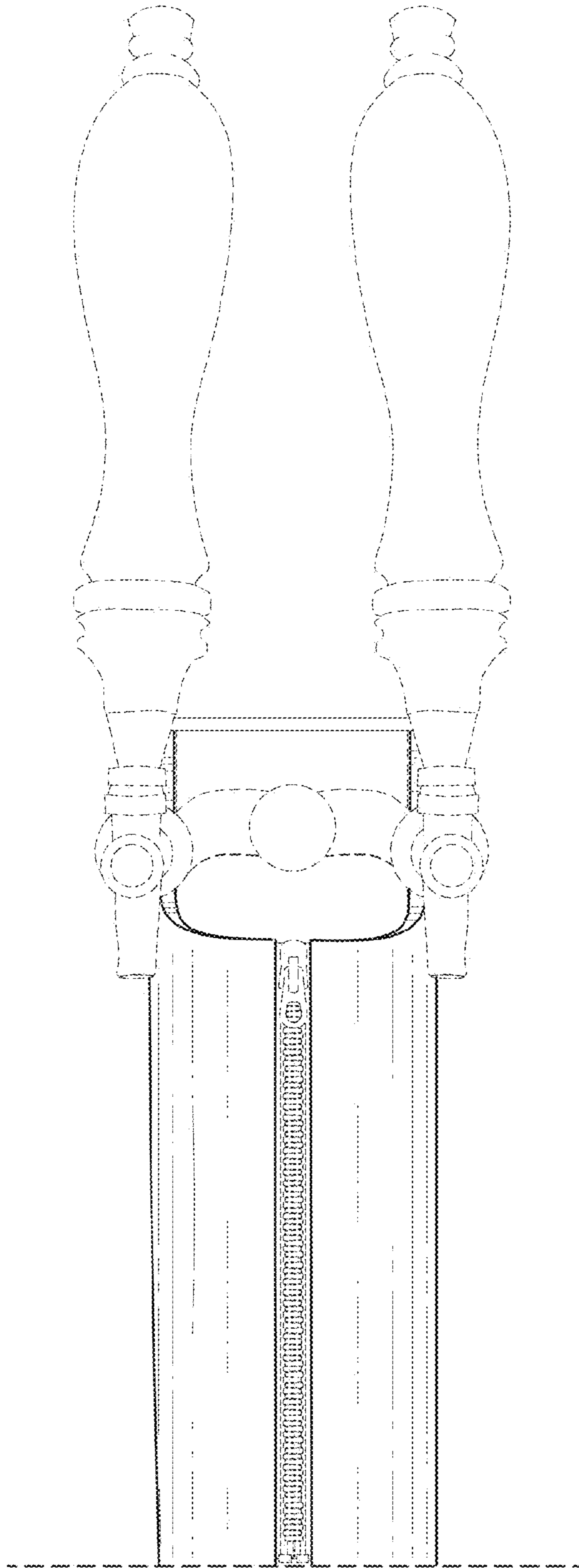
**DESCRIPTION**

FIG. 1 is a front environmental view of a beverage tower wrap installed around a beverage tower;  
FIG. 2 is a perspective view thereof;  
FIG. 3 is front elevational view thereof;  
FIG. 4 is a left elevational view thereof;  
FIG. 5 is a right elevational view thereof;  
FIG. 6 is a rear elevational view thereof;  
FIG. 7 is a top plan view thereof;  
FIG. 8 is a bottom plan view thereof; and,  
FIG. 9 is a perspective view thereof in an alternate, open position.

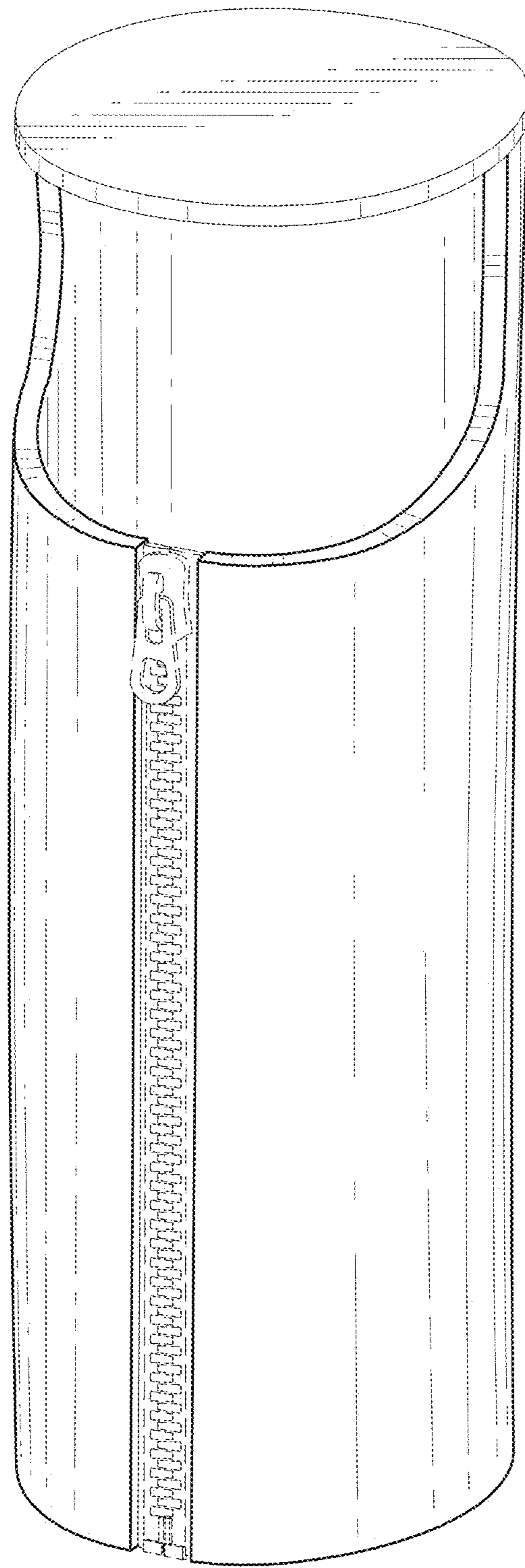
The broken lines showing environment in the drawings are included for illustrative purposes only and form no part of the claimed design.

**1 Claim, 8 Drawing Sheets**

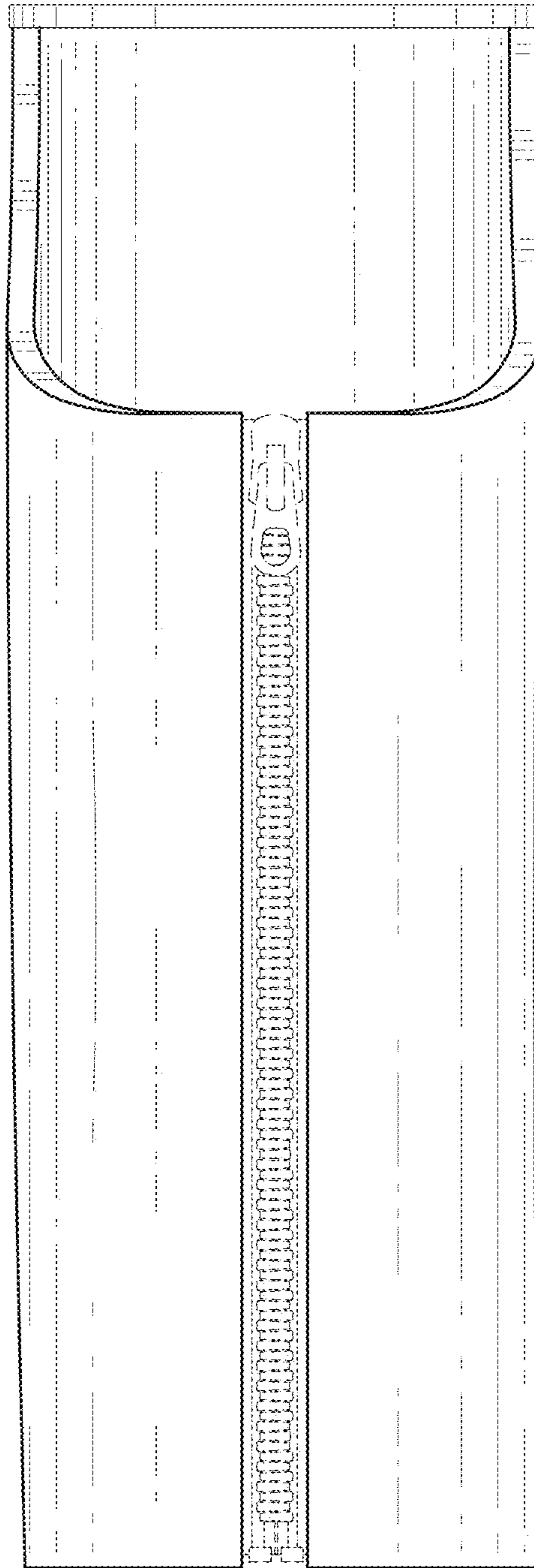





**Fig. 1**




**Fig. 2**



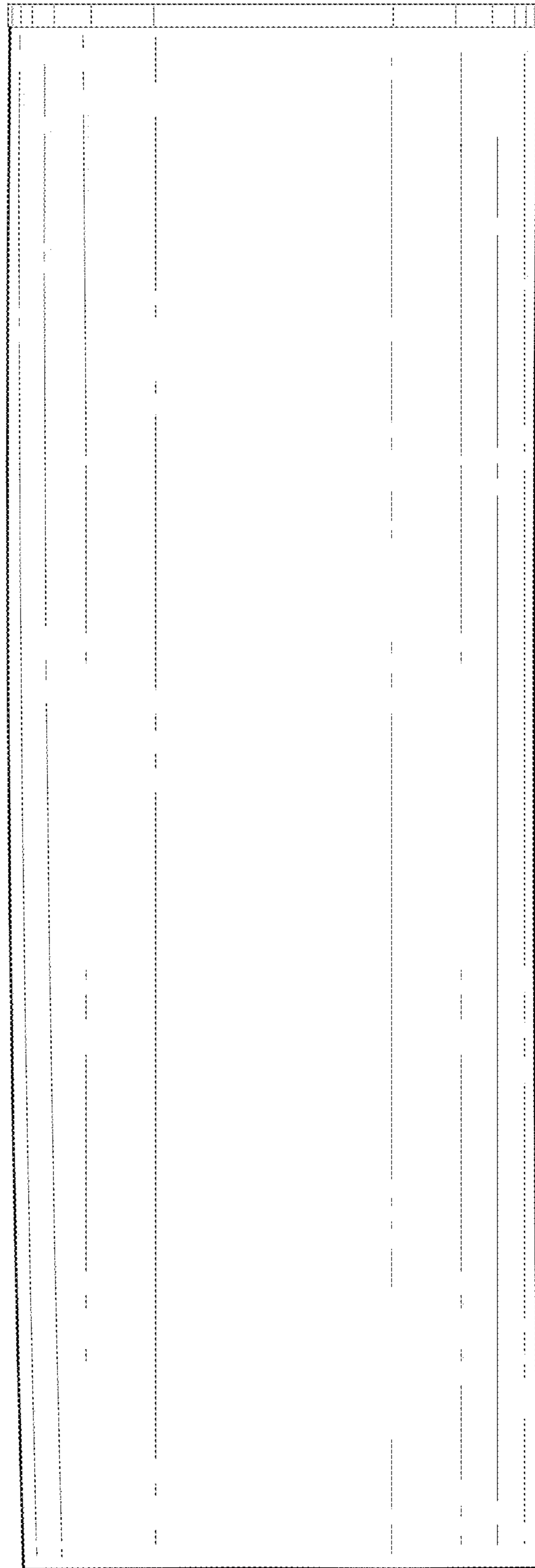
*Fig. 3*



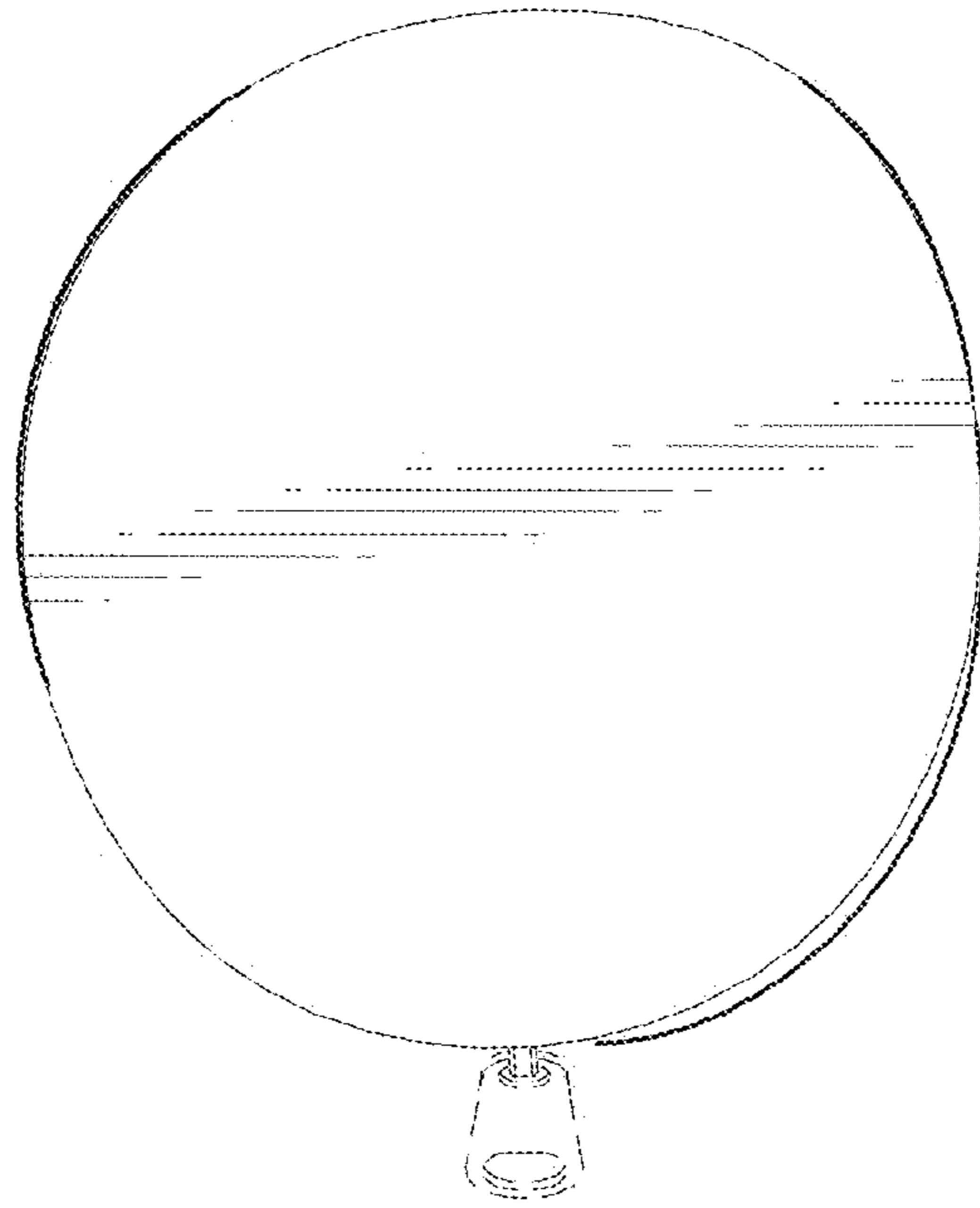
**Fig. 4**



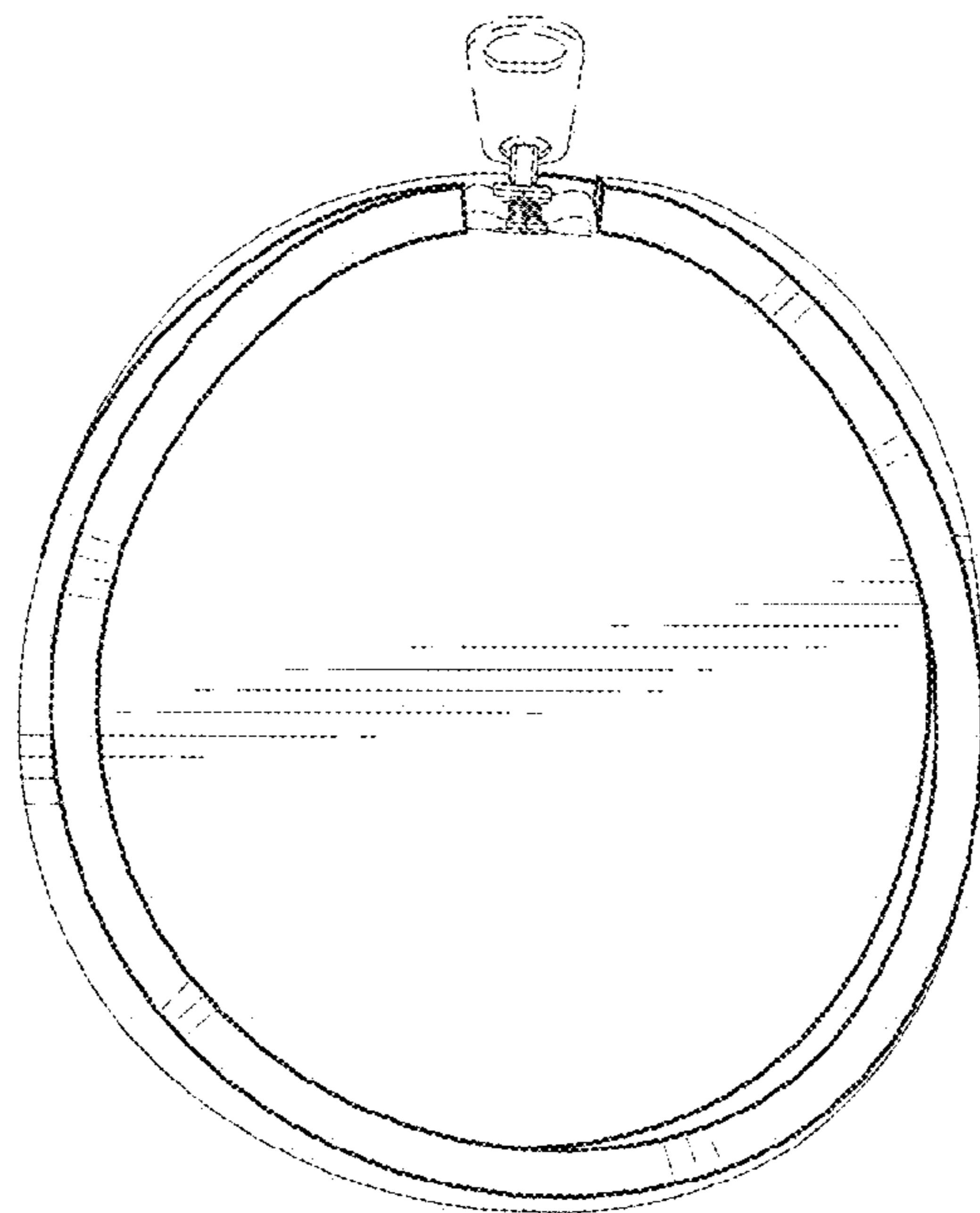
**Fig. 5**



*Fig. 6*

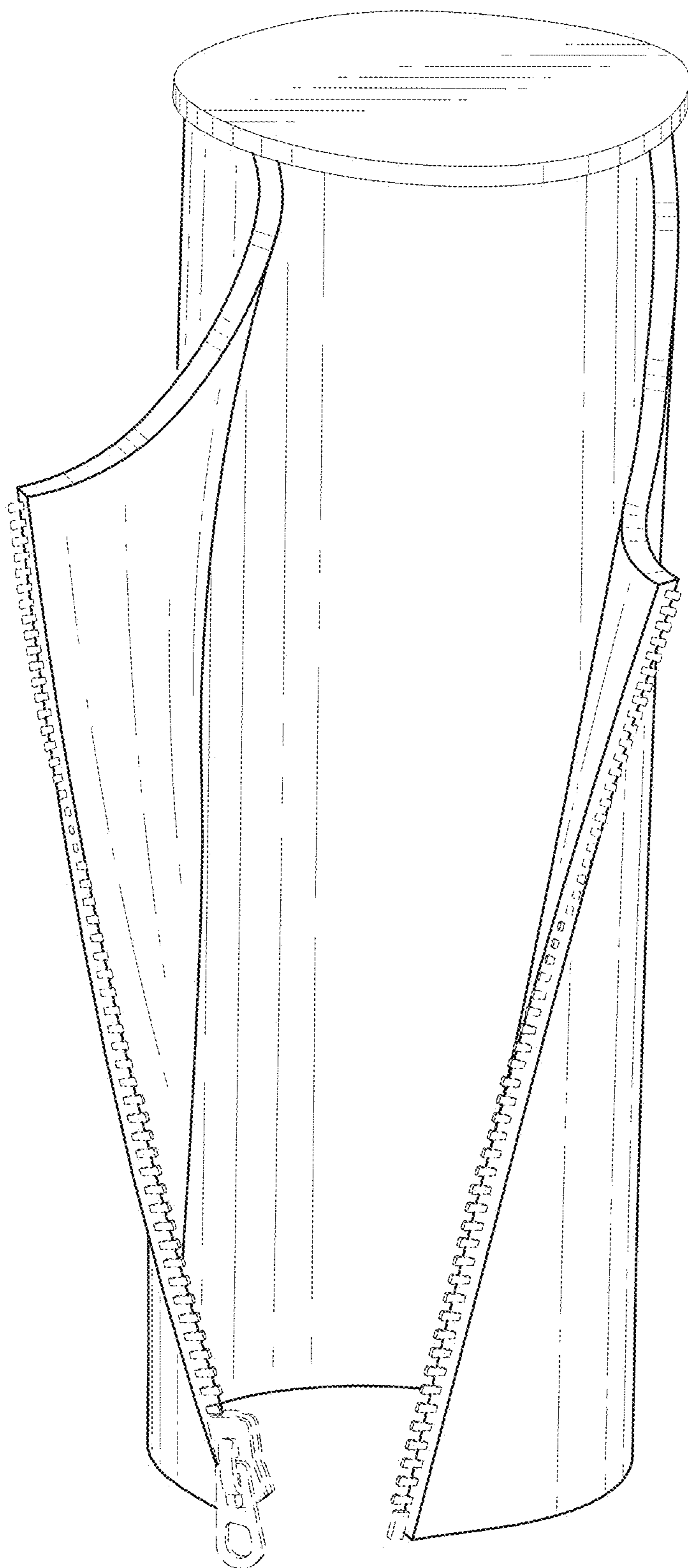


**Fig. 7**



**Fig. 8**





**Fig. 9**