



US00D700795S

(12) **United States Design Patent**  
**Yui**

(10) **Patent No.:** **US D700,795 S**  
(45) **Date of Patent:** **\*\* Mar. 11, 2014**

(54) **BOTTLED WATER DISPENSER AND COFFEE BREWING DEVICE**

(71) Applicant: **George M. Yui**, Toronto (CA)

(72) Inventor: **George M. Yui**, Toronto (CA)

(\*\*) Term: **14 Years**

(21) Appl. No.: **29/441,402**

(22) Filed: **Jan. 4, 2013**

(51) **LOC (10) Cl.** ..... **07-01**

(52) **U.S. Cl.**  
USPC ..... **D7/305; D7/308; D7/313; D7/307;**  
D7/311

(58) **Field of Classification Search**  
USPC ..... **D7/306-308, 313, 305, 309-311;**  
222/146.6

See application file for complete search history.

(56) **References Cited**

**U.S. PATENT DOCUMENTS**

D350,453	S	*	9/1994	Chaney	.....	D7/306
D359,649	S	*	6/1995	Salkeld et al.	.....	D7/307
D367,797	S	*	3/1996	Hauser et al.	.....	D7/307
5,927,557	A	*	7/1999	Busick et al.	.....	222/185.1
D498,969	S	*	11/2004	Nicol	.....	D7/306
D554,930	S	*	11/2007	Lavy	.....	D7/307
D571,141	S	*	6/2008	Roosmalen et al.	.....	D7/307
D585,690	S	*	2/2009	Dammkoehler	.....	D7/307
D604,554	S	*	11/2009	Lippert et al.	.....	D7/306
D608,130	S	*	1/2010	Moon et al.	.....	D7/306

D638,513	S	*	5/2011	Choi	.....	D23/207
D643,239	S	*	8/2011	Wang	.....	D7/306
D643,240	S	*	8/2011	Yui	.....	D7/307
D643,666	S	*	8/2011	Yui	.....	D7/307
D643,667	S	*	8/2011	Yui	.....	D7/307
D643,668	S	*	8/2011	Yui	.....	D7/307
D647,354	S	*	10/2011	Wang	.....	D7/306
D651,842	S	*	1/2012	Spear et al.	.....	D7/306
D652,242	S	*	1/2012	Wang	.....	D7/306
D683,173	S	*	5/2013	Liang	.....	D7/306

\* cited by examiner

*Primary Examiner* — Marianne Pandozzi

(57) **CLAIM**

The ornamental design for a bottled water dispenser and coffee brewing device, as shown and described.

**DESCRIPTION**

FIG. 1 is a front view of a bottled water dispenser and coffee brewing device of the present invention.

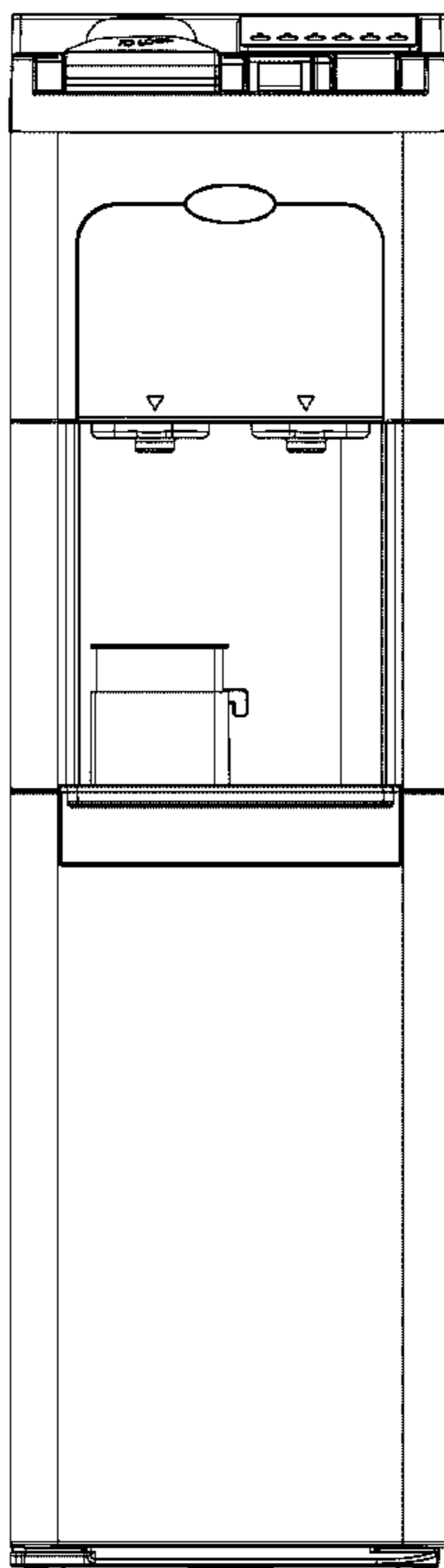
FIG. 2 is a left side view of the bottled water dispenser and coffee brewing device.

FIG. 3 is a right side view of the bottled water dispenser and coffee brewing device.

FIG. 4 is a top plan view of the bottled water dispenser and coffee brewing device; and,

FIG. 5 is a perspective view of the bottled water dispenser and coffee brewing device.

**1 Claim, 5 Drawing Sheets**



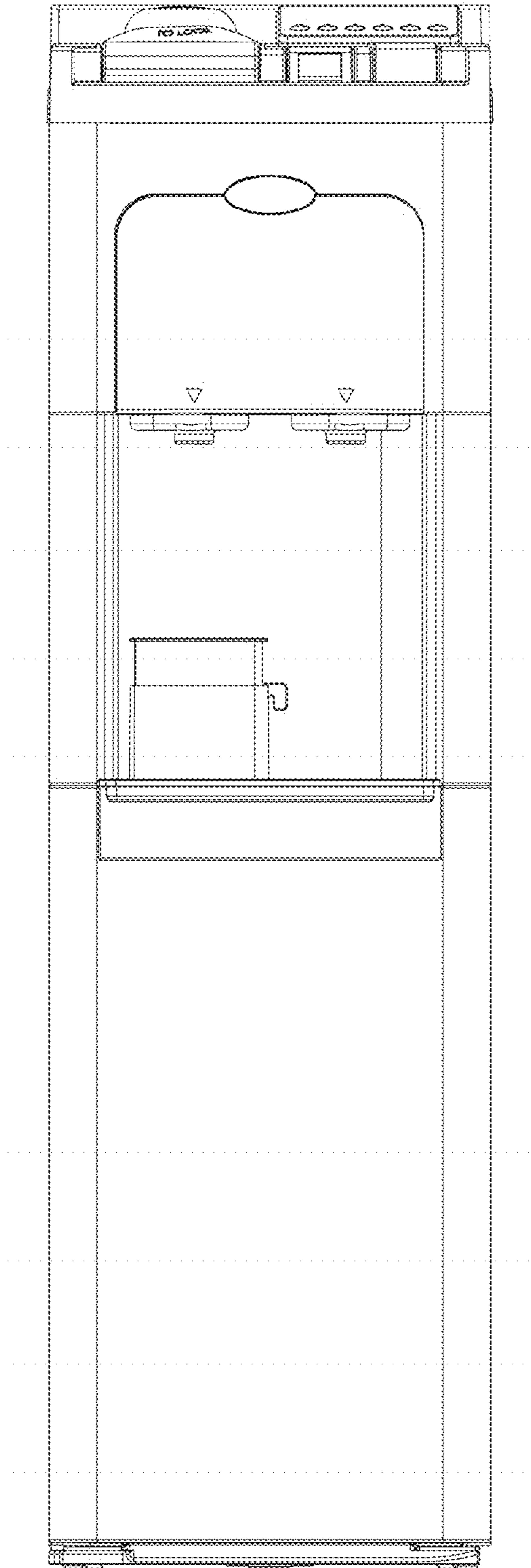


Figure 1

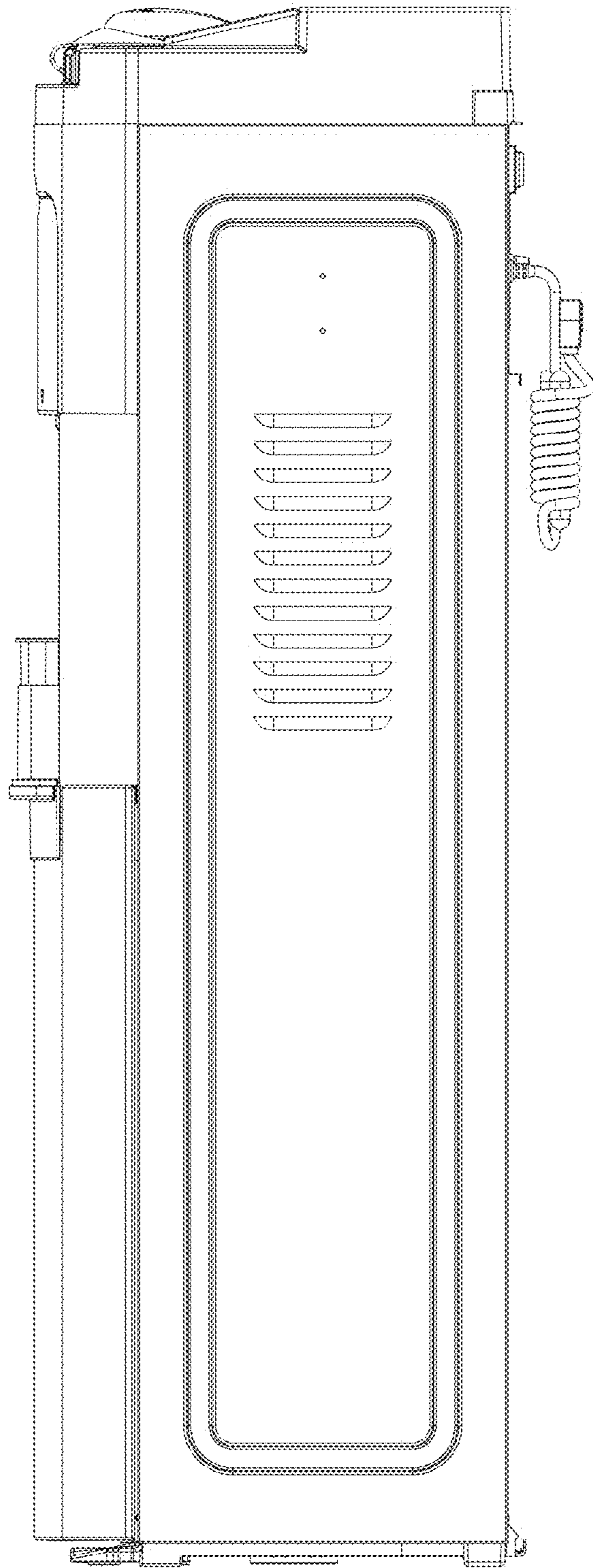


Figure 2

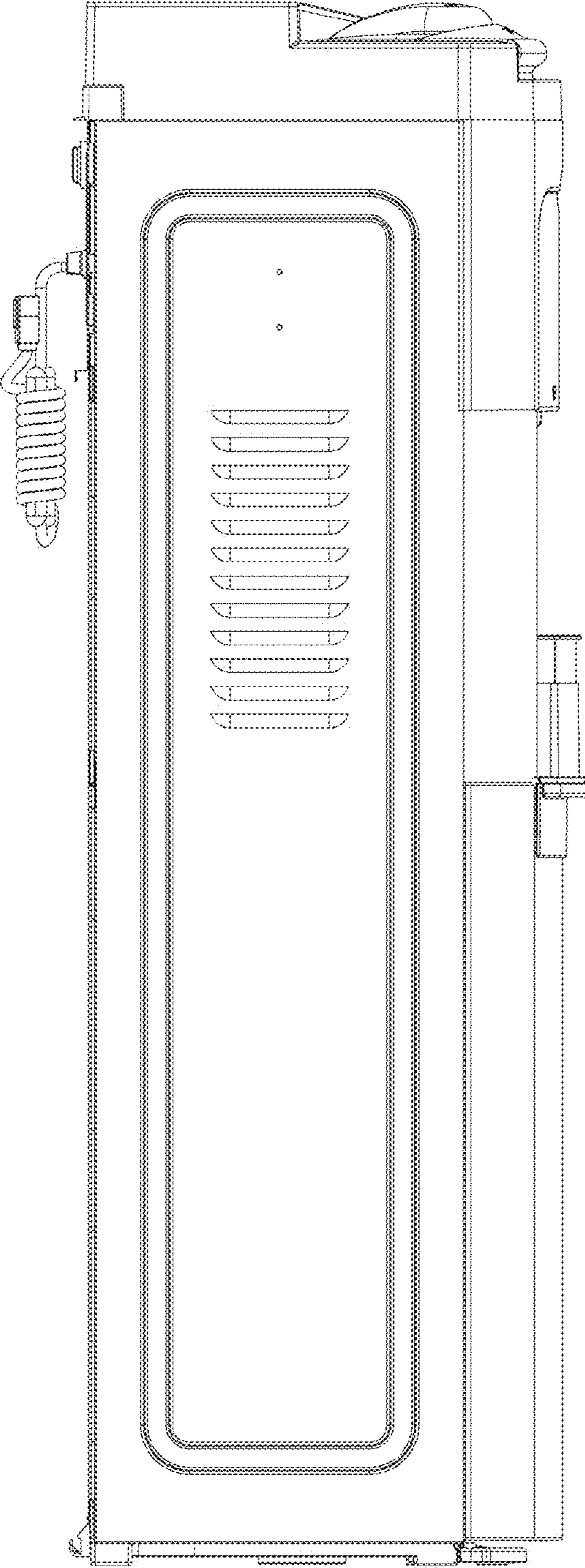


Figure 3

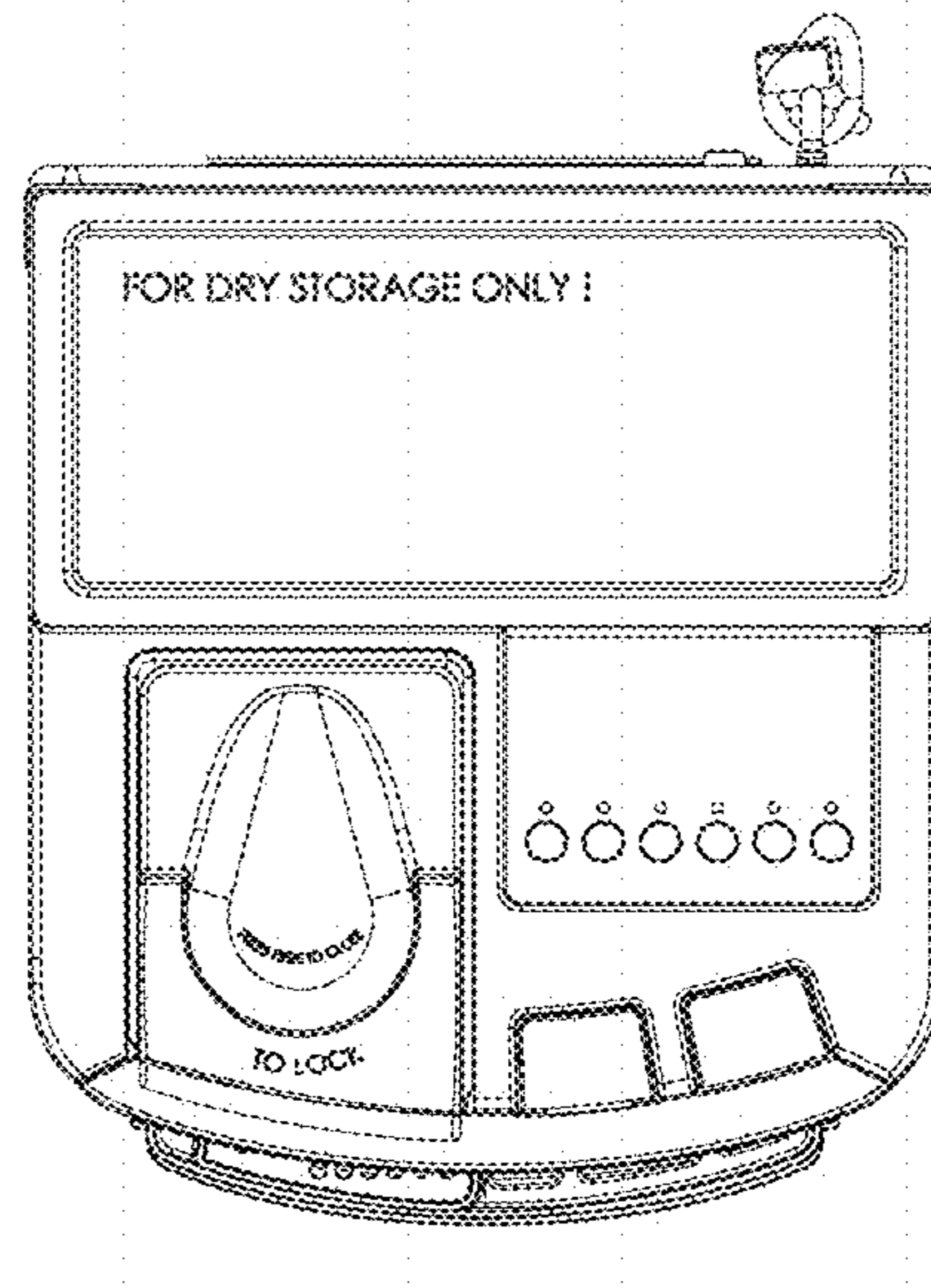


Figure 4

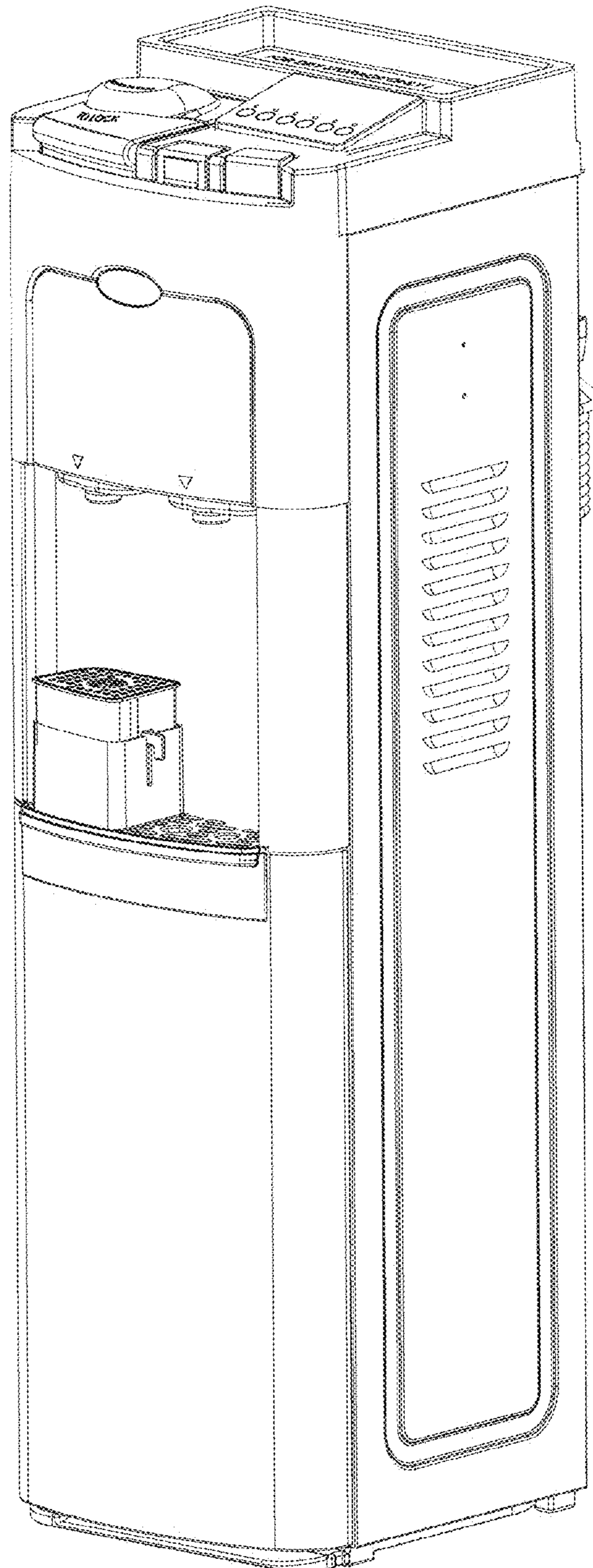


Figure 5