



US00D700779S

(12) **United States Design Patent**
Noll et al.

(10) **Patent No.:** **US D700,779 S**
(45) **Date of Patent:** **** *Mar. 11, 2014**

(54) **BIN**

(75) Inventors: **Daniel J. Noll**, Madison, WI (US);
Timothy J. Martell, Brooklyn Park, MN
(US); **Jason W. Johnson**, Wayzata, MN
(US); **Sage K. Hoyle**, Minneapolis, MN
(US); **Erin L. Zobel**, Minneapolis, MN
(US)

(73) Assignee: **Target Brands, Inc.**, Minneapolis, MN
(US)

(*) Notice: This patent is subject to a terminal dis-
claimer.

(**) Term: **14 Years**

(21) Appl. No.: **29/425,896**

(22) Filed: **Jun. 28, 2012**

(51) **LOC (10) Cl.** **03-01**

(52) **U.S. Cl.**

USPC **D3/304**

(58) **Field of Classification Search**

USPC D3/304-315, 320, 201-202,
D3/203.1-203.3, 205-206, 273, 276;
D6/475-476, 525; D19/75, 77, 86, 90,
D19/92, 100; 206/203, 214-215, 822,
206/307.1; 229/100, 915, 406

See application file for complete search history.

(56) **References Cited**

U.S. PATENT DOCUMENTS

2,016,246 A 10/1935 Schilling
2,891,678 A 6/1959 Levy
3,122,238 A 2/1964 Brunette
3,145,850 A 8/1964 Ciborowski
3,229,823 A 1/1966 Hummer
3,501,020 A 3/1970 Krikorian
3,627,247 A 12/1971 Krikorian
3,929,248 A 12/1975 Morrison

4,109,797 A 8/1978 Brunette
4,122,955 A 10/1978 Celms
5,449,076 A 9/1995 Van Noord
5,480,039 A 1/1996 Merl
D413,562 S * 9/1999 Van Dusen et al. D12/412
D433,711 S * 11/2000 Andujar D19/78
D434,074 S * 11/2000 Hardy D19/75

(Continued)

OTHER PUBLICATIONS

Lozier product catalog, "Shelves, Decks, Shelf Accessories," dated
2005, p. 1.

(Continued)

Primary Examiner — Kelley Donnelly

(74) *Attorney, Agent, or Firm* — Leanne Taveggia Farrell;
Westman, Champlin & Koehler, P.A.

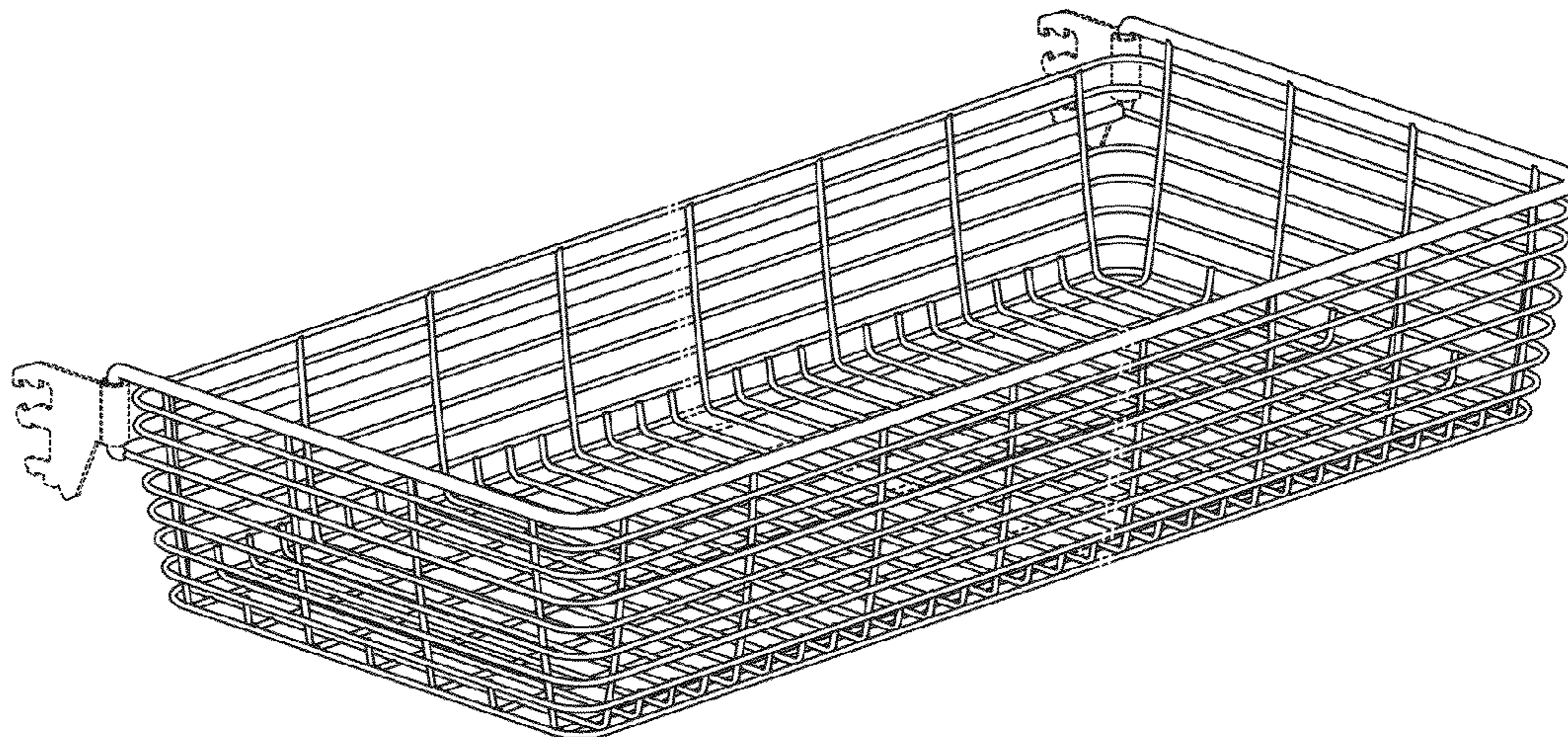
(57) **CLAIM**

The ornamental design for a bin, as shown and described.

DESCRIPTION

FIG. 1 is a perspective view of a first embodiment of the bin;
FIG. 2 is a left side view thereof;
FIG. 3 is a right side view thereof;
FIG. 4 is a front view thereof;
FIG. 5 is a back view thereof;
FIG. 6 is a top view thereof;
FIG. 7 is a bottom view thereof;
FIG. 8 is a perspective view of a second embodiment of the
bin;
FIG. 9 is a left side view thereof;
FIG. 10 is a right side view thereof;
FIG. 11 is a front view thereof;
FIG. 12 is a back view thereof;
FIG. 13 is a top view thereof; and,
FIG. 14 is a bottom view thereof.
The broken lines are for purposes of illustration and form no
part of the claimed design.

1 Claim, 6 Drawing Sheets



(56)

References Cited

U.S. PATENT DOCUMENTS

6,415,931 B1 7/2002 Mueller
 D472,735 S * 4/2003 Haugen D6/462
 D479,272 S * 9/2003 Hardy et al. D19/92
 6,659,294 B1 12/2003 Simard
 7,066,563 B2 6/2006 Berger
 7,083,054 B2 8/2006 Squitieri
 7,228,985 B2 * 6/2007 Yeh 220/485
 D547,094 S * 7/2007 Klein et al. D6/462
 D551,467 S 9/2007 Kassanoff et al.
 D588,839 S * 3/2009 Klein et al. D6/462
 D624,753 S * 10/2010 Post et al. D3/306
 D640,501 S * 6/2011 Zemel D7/409

8,141,737 B1 * 3/2012 Tsai 220/485
 D658,881 S * 5/2012 Post et al. D3/306
 D673,369 S * 1/2013 Post et al. D3/306
 D676,715 S * 2/2013 Tsai D7/600.1
 D679,130 S * 4/2013 Cloutier D7/360
 D683,963 S * 6/2013 Tsai D3/304
 2003/0085188 A1 5/2003 Klein et al.
 2004/0007549 A1 1/2004 Klein et al.

OTHER PUBLICATIONS

Office Action from Canadian Patent Application No. 147,806, mailed
 Apr. 29, 2013 (3 pages).

* cited by examiner

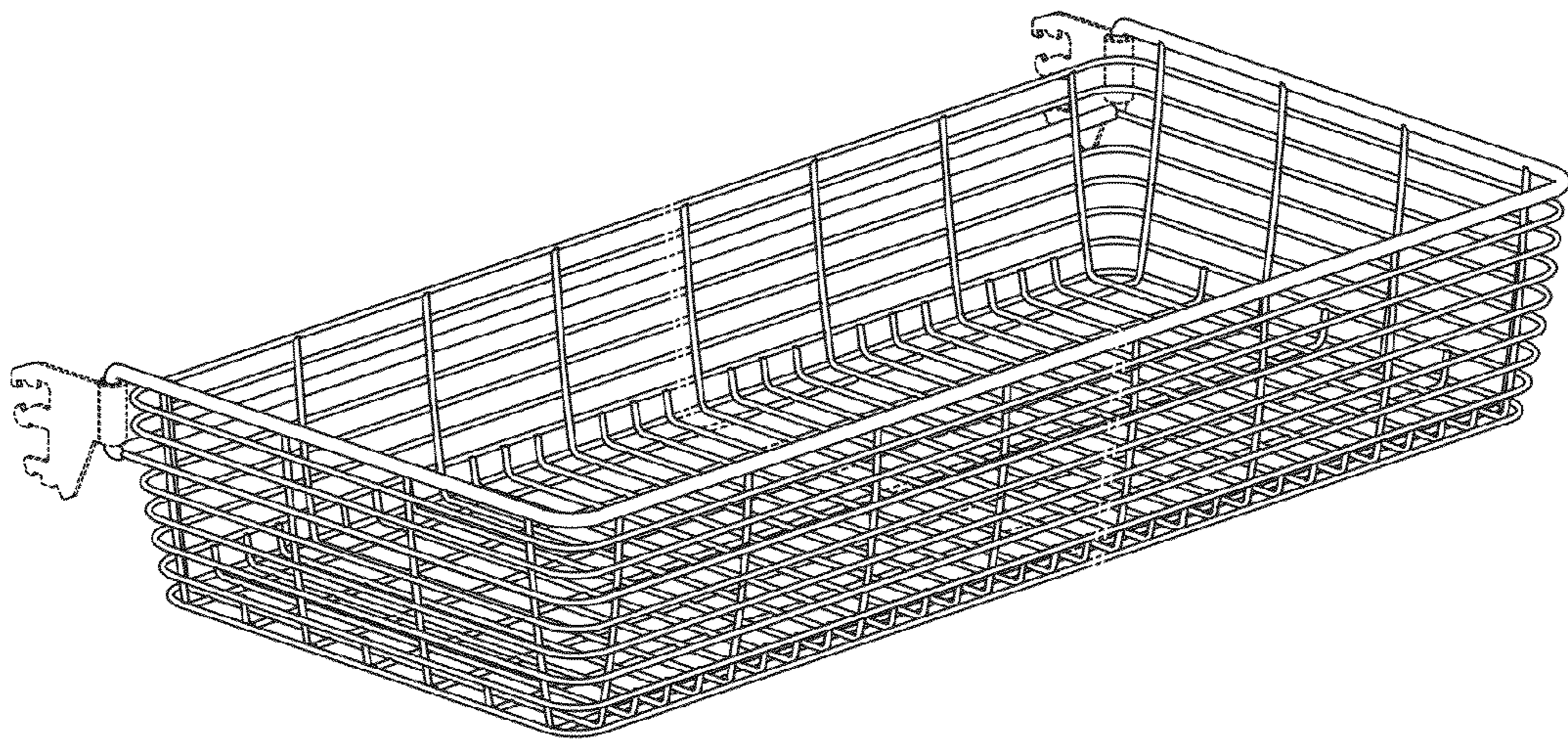


FIG. 1

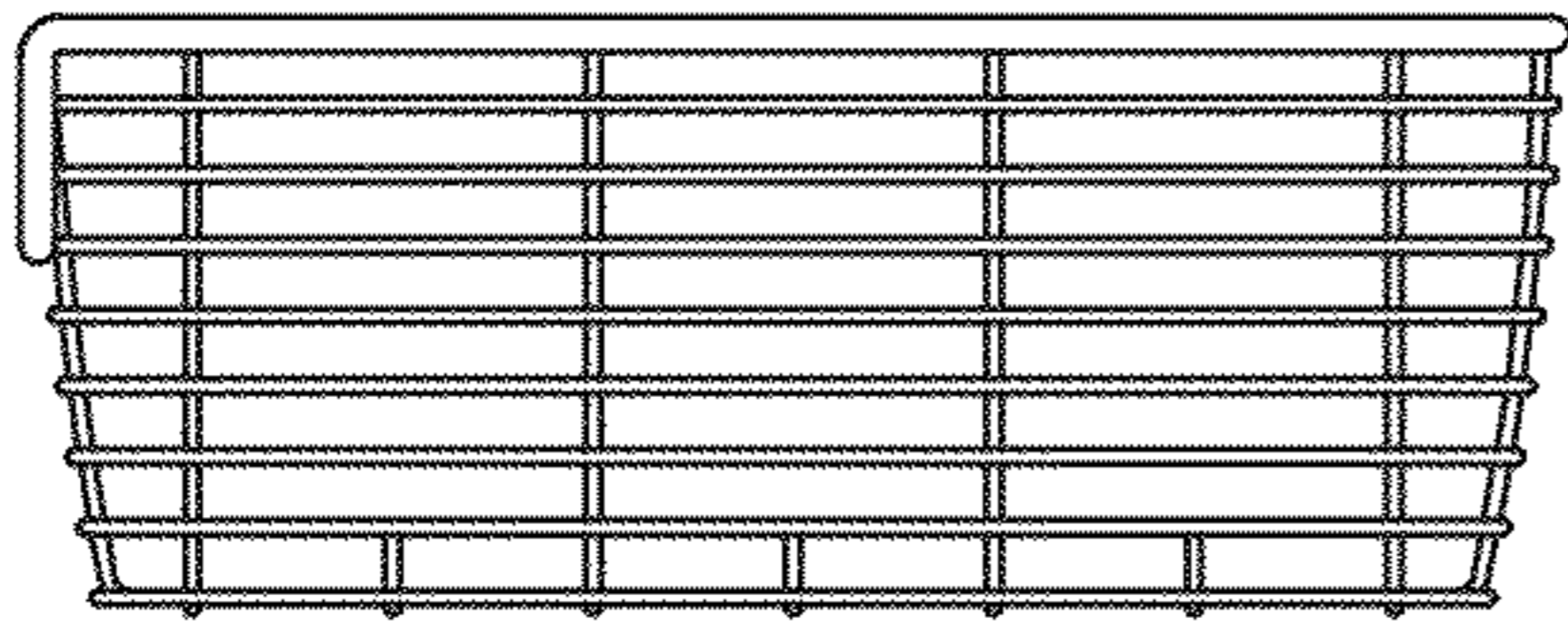


FIG. 2

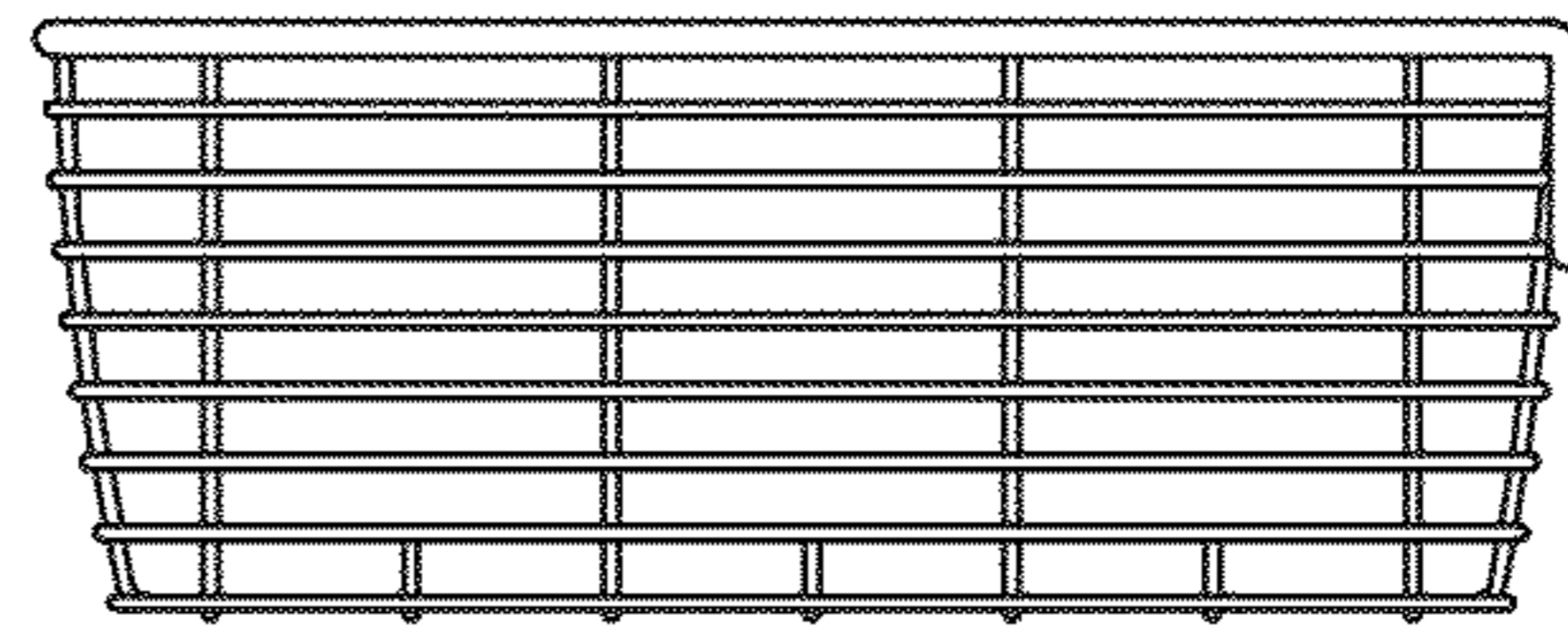


FIG. 3

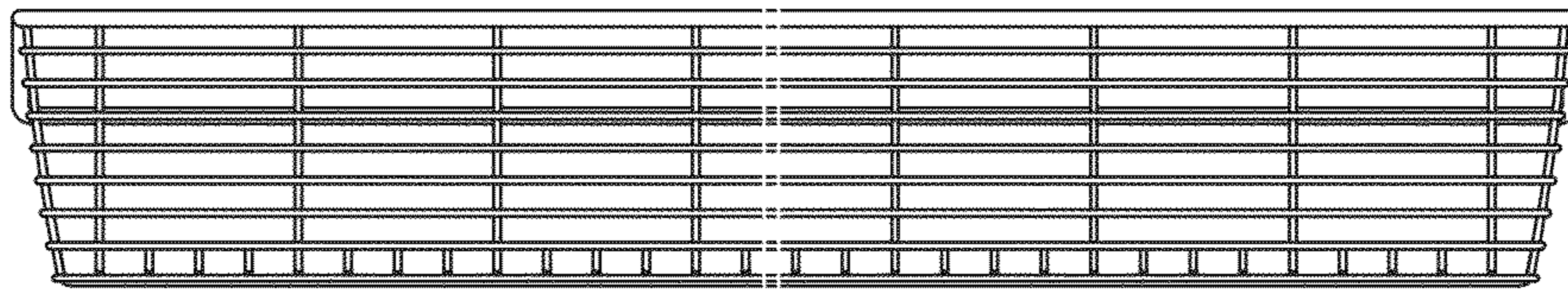


FIG. 4

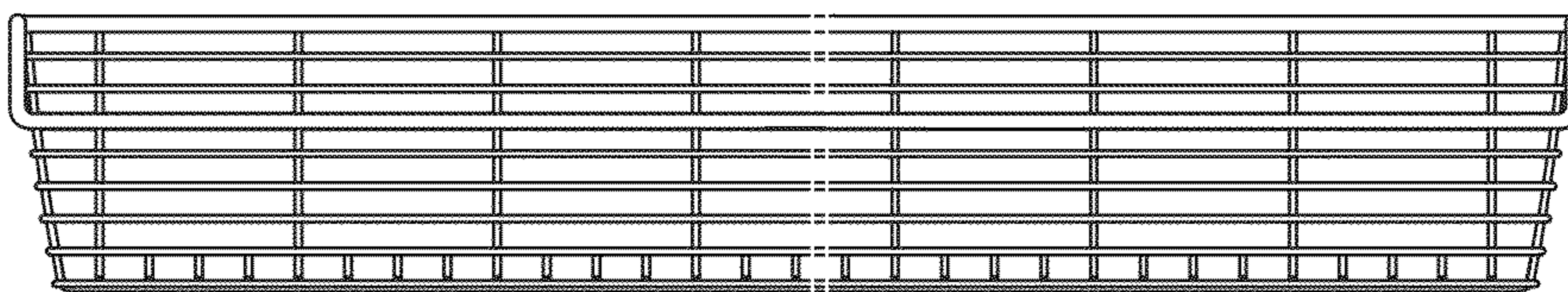


FIG. 5

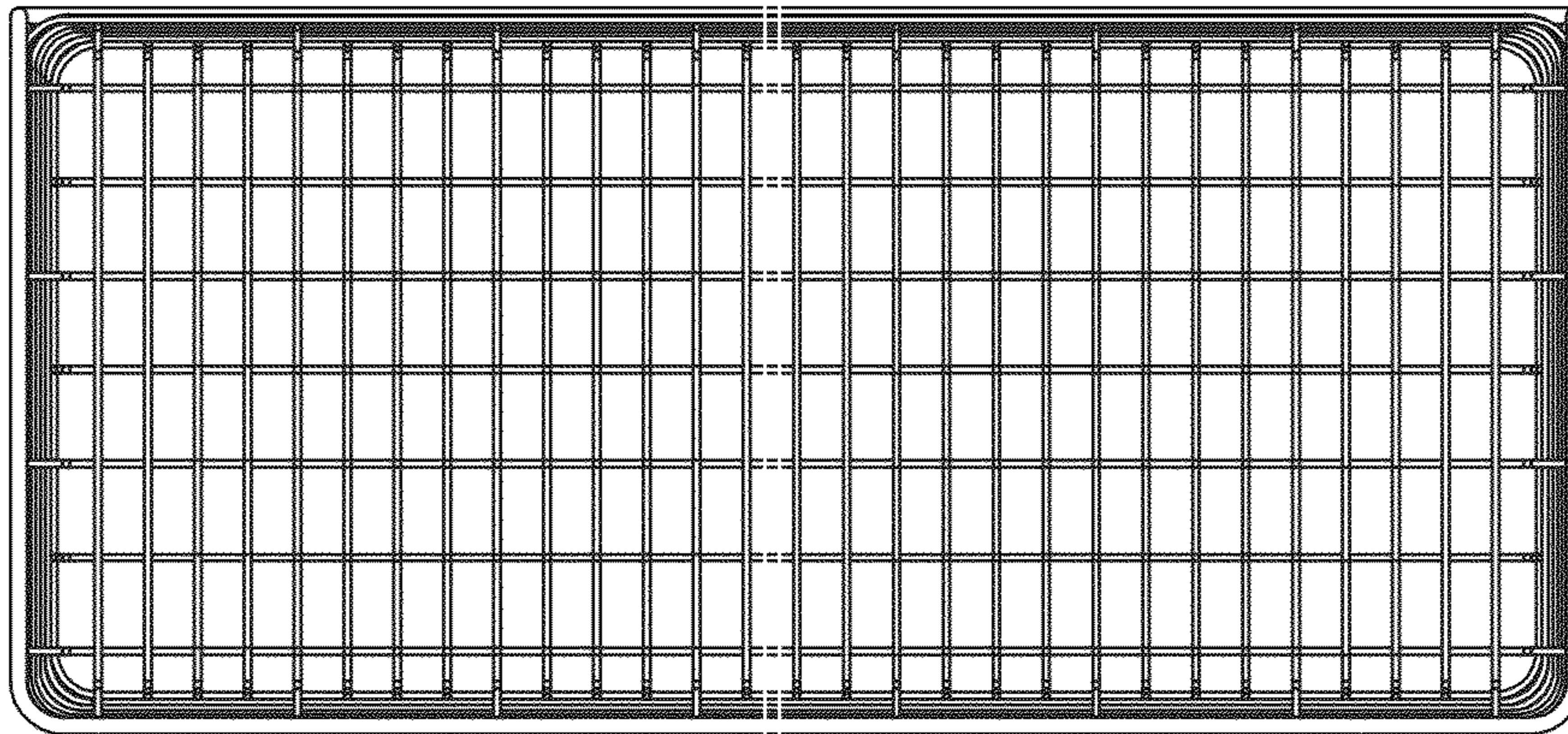


FIG. 6




FIG. 7

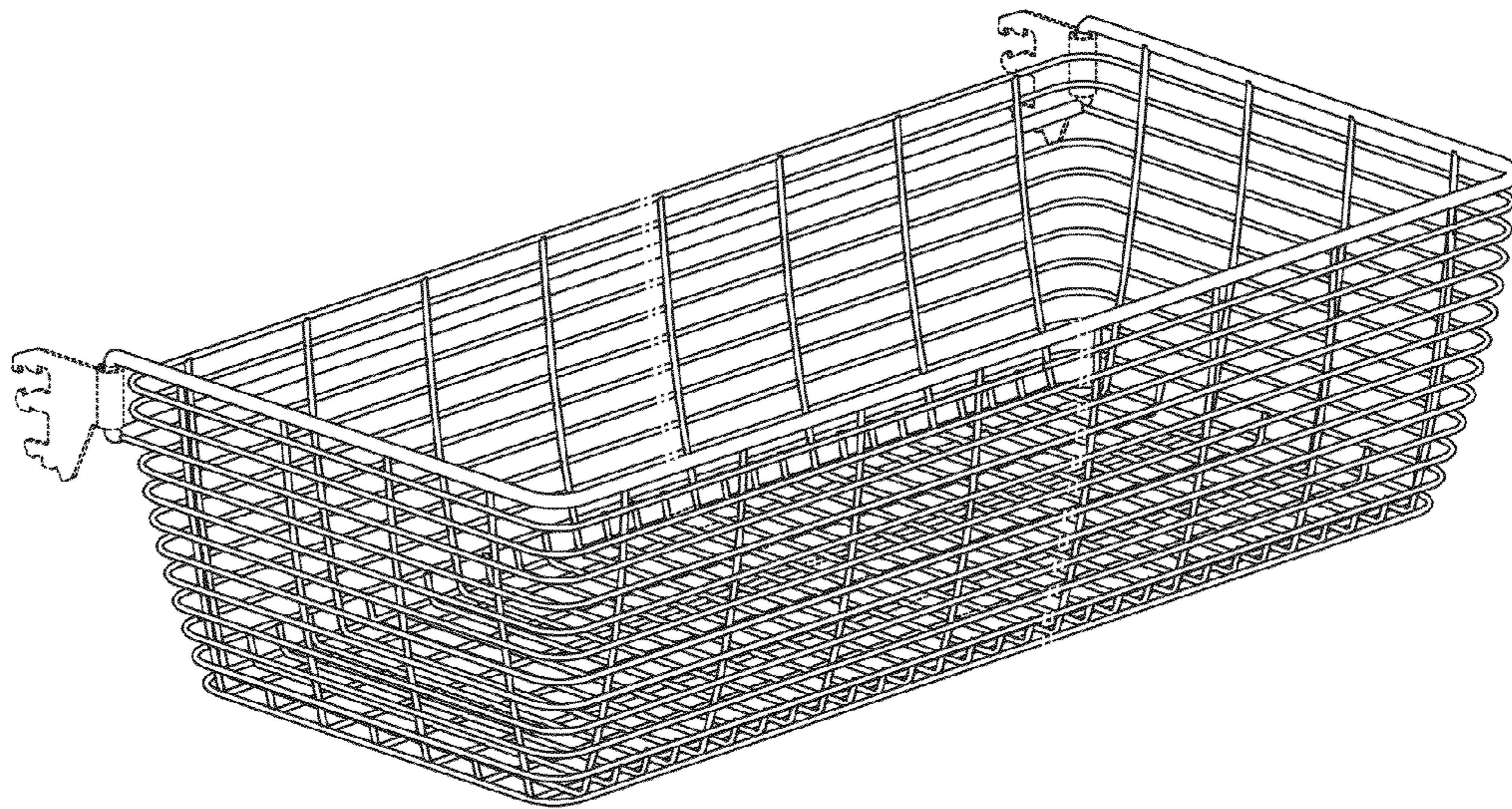


FIG. 8

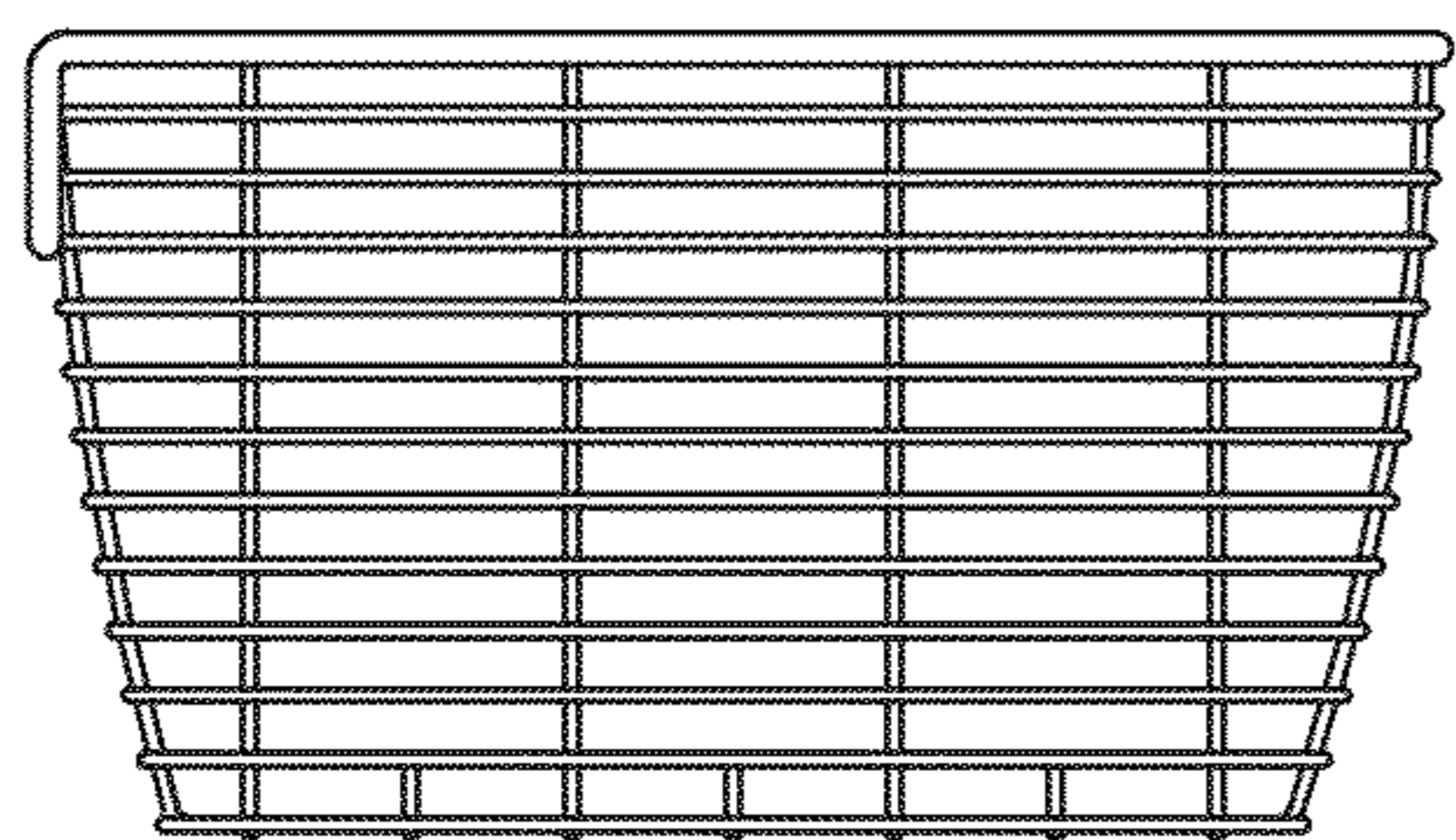


FIG. 9




FIG. 10

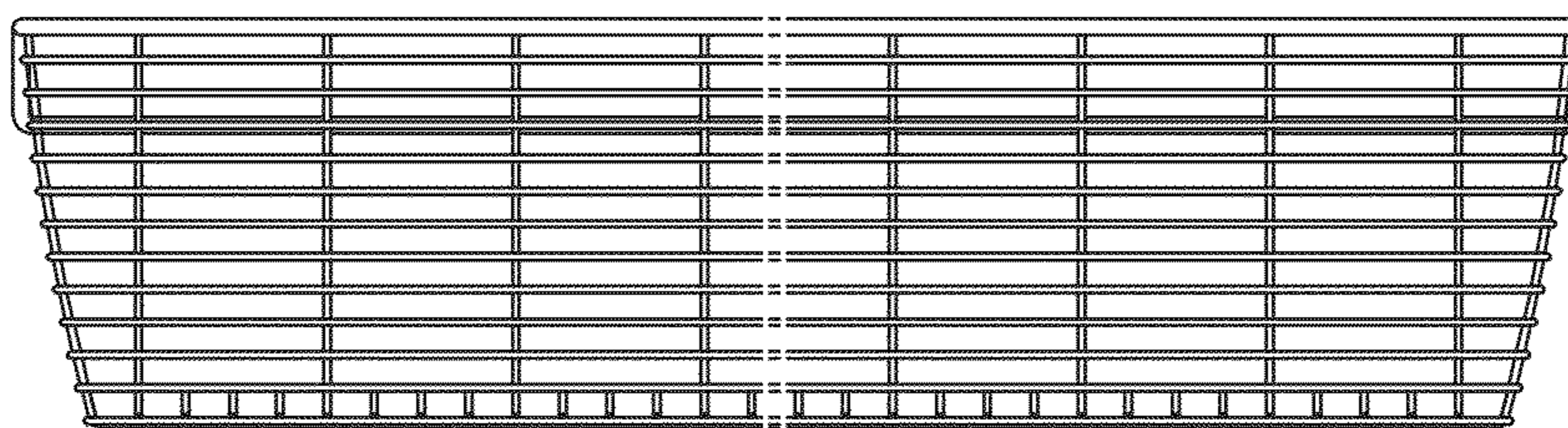


FIG. 11

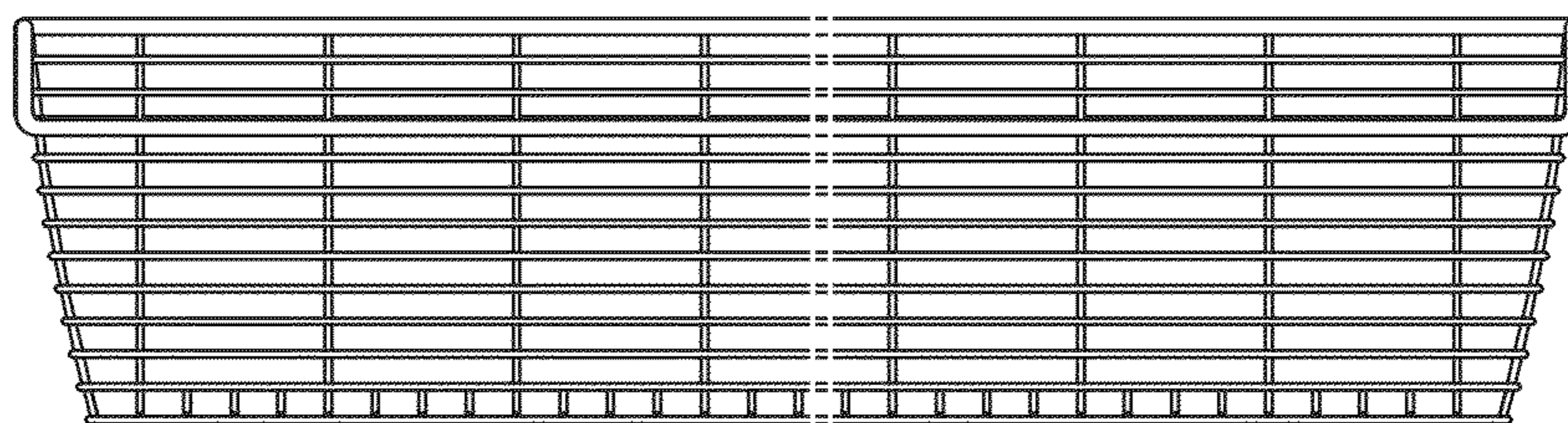


FIG. 12

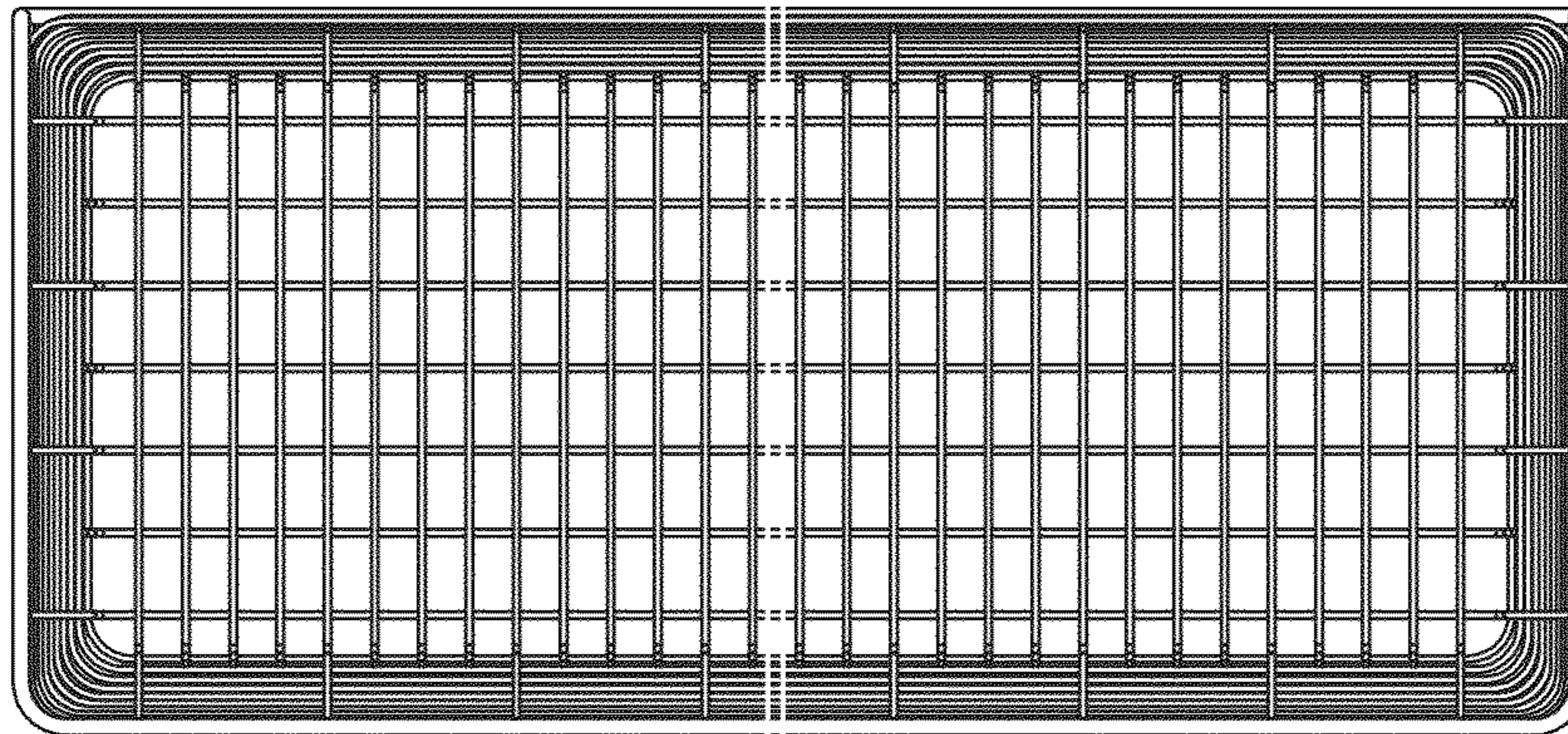


FIG. 13

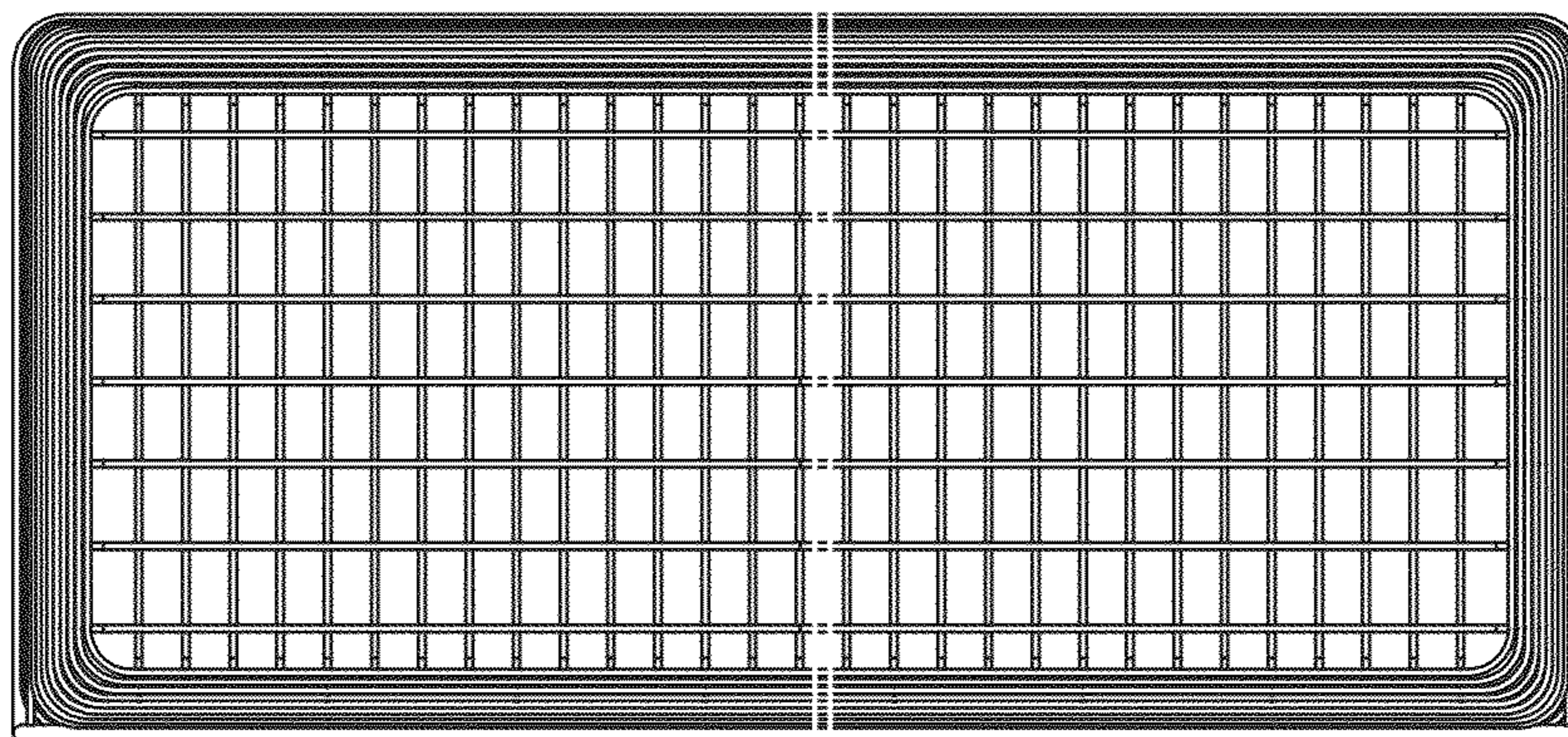


FIG. 14