



US00D700767S

(12) **United States Design Patent**
Parrett

(10) **Patent No.:** **US D700,767 S**
(45) **Date of Patent:** **** Mar. 11, 2014**

(54) **SHOE UPPER**

(71) Applicant: **NIKE, Inc.**, Beaverton, OR (US)

(72) Inventor: **Laura C. Parrett**, Portland, OR (US)

(73) Assignee: **NIKE, Inc.**, Beaverton, OR (US)

(**) Term: **14 Years**

(21) Appl. No.: **29/456,566**

(22) Filed: **May 31, 2013**

(51) **LOC (10) Cl.** **02-99**

(52) **U.S. Cl.**
USPC **D2/972**

(58) **Field of Classification Search**
USPC D2/902, 906-908, 946, 969, 972-974;
36/45, 50.1, 77 M, 77 R, 83, 88, 113,
36/114, 126-131
See application file for complete search history.

(56) **References Cited**

U.S. PATENT DOCUMENTS

D378,242 S	3/1997	Smith	
D400,001 S	* 10/1998	Lozano	D2/972
D413,721 S	9/1999	Roth	
D481,530 S	11/2003	Hillyer	
D528,771 S	9/2006	Lupo	
D596,389 S	7/2009	Avar	
D603,597 S	* 11/2009	Bacon	D2/969
D605,396 S	* 12/2009	Henderson	D2/972
D622,052 S	8/2010	Grenet	
D622,055 S	8/2010	Bosomworth	
D623,841 S	* 9/2010	Maejima	D2/972
D624,745 S	10/2010	Henderson	
D636,594 S	4/2011	Henrichot	
D648,116 S	11/2011	Avar	
D666,404 S	* 9/2012	Shaffer	D2/972
D666,405 S	* 9/2012	Shaffer	D2/972

D666,406 S	9/2012	Shaffer	
D671,730 S	12/2012	Shaffer	
D676,648 S	* 2/2013	O'Connor	D2/972
D681,935 S	5/2013	Raasch	

OTHER PUBLICATIONS

Nike Footwear Catalog, 1994 Fall Footwear, p. 9, published Nov. 1993, NIKE, Inc., USA.
Nike Footwear Catalog, 2013 Spring: Women's Performance Footwear, p. 22, published May 2012, NIKE, Inc., USA.
Nike Footwear Catalog, 2013 Spring: Men's Sportswear Footwear Best, p. 23, published May 2012, NIKE, Inc., USA.
Nike Footwear Catalog, 2013 Holiday: Women's Performance Footwear, p. 24, published Feb. 2013, NIKE, Inc., USA.
Nike Footwear Catalog, 2013 Holiday: Men's Performance Footwear, p. 47, published Nov. 2012, NIKE, Inc., USA.

* cited by examiner

Primary Examiner — Dominic Simone

(74) *Attorney, Agent, or Firm* — Banner & Witcoff, Ltd


(57) **CLAIM**

The ornamental design for a shoe upper, as shown and described.

DESCRIPTION

FIG. 1 is a front perspective view of a shoe upper showing my new design;
FIG. 2 is a side view thereof; and,
FIG. 3 is a rear perspective view thereof.
The broken lines immediately adjacent to the shaded area represent unclaimed boundaries of the design. The broken lines showing the five unshaded regions within the shaded area, including the three unshaded eyelet regions demarcated by broken lines, are for environmental purposes only and form no part of the claimed design. The broken lines showing the remainder of the shoe are for environmental purposes only and form no part of the claimed design.

1 Claim, 3 Drawing Sheets



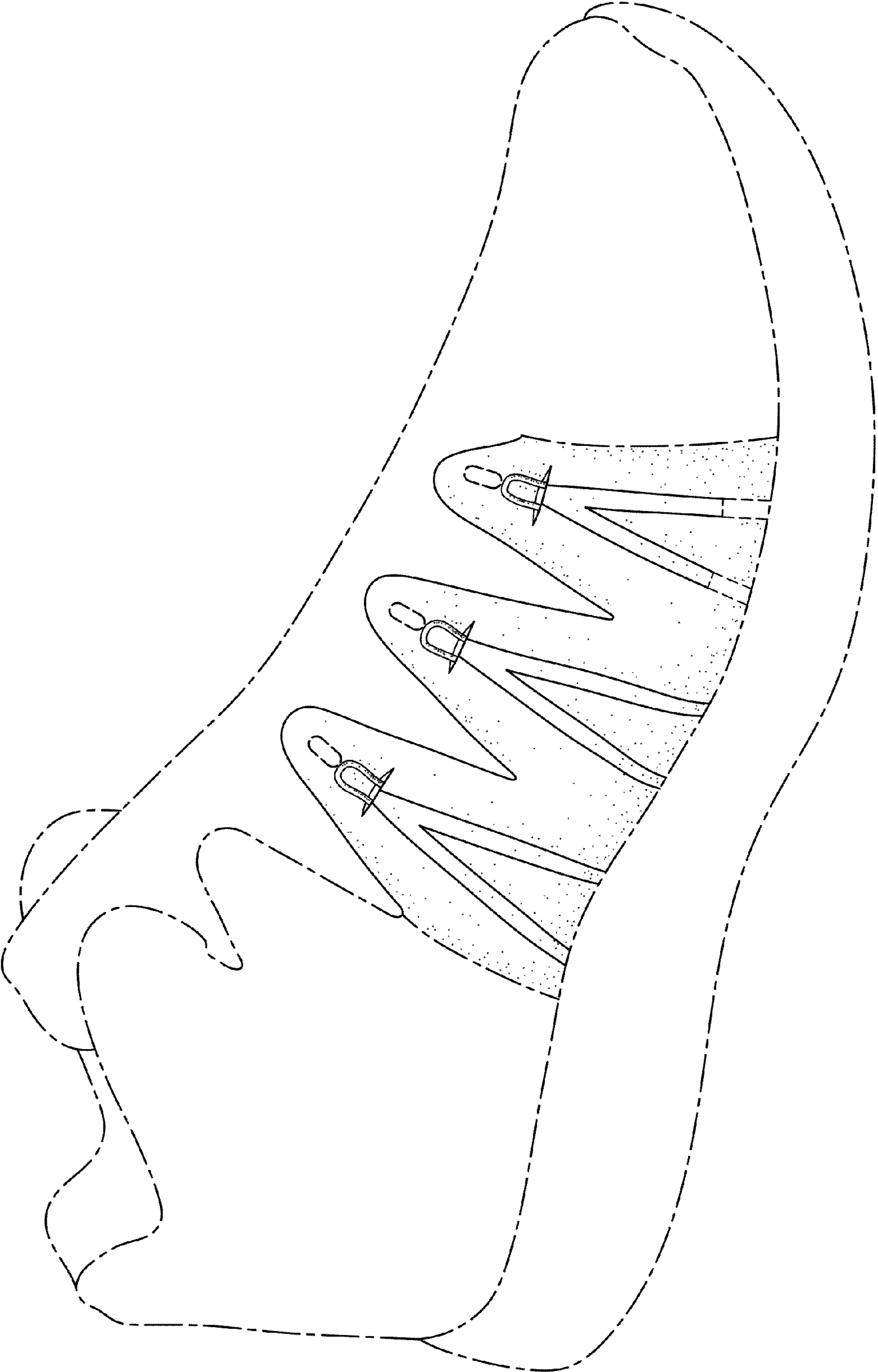


FIG.1



FIG. 2

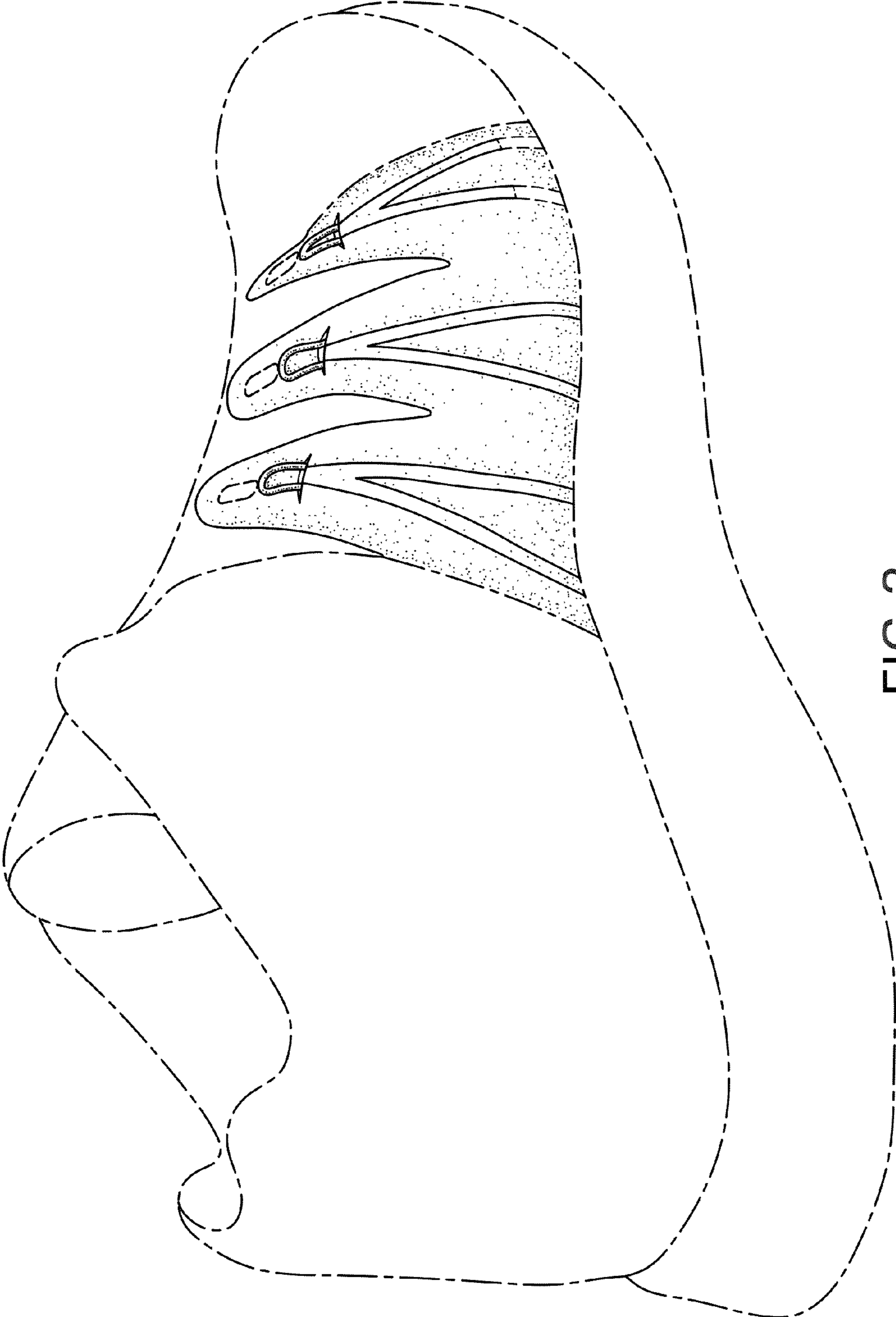


FIG. 3