



US00D700766S

(12) **United States Design Patent**  
**Bramani et al.**

(10) **Patent No.:** **US D700,766 S**  
(45) **Date of Patent:** **\*\* Mar. 11, 2014**

(54) **SHOE**

(75) Inventors: **Marco Bramani**, Albizzate (IT); **Matteo Conchieri**, Albizzate (IT)

(73) Assignee: **Vibram S.p.A.** (IT)

(\*\*) Term: **14 Years**

(21) Appl. No.: **29/392,574**

(22) Filed: **May 24, 2011**

(30) **Foreign Application Priority Data**

Nov. 25, 2010 (EM) ..... 1785981

(51) **LOC (10) Cl.** ..... **02-04**

(52) **U.S. Cl.**  
USPC ..... **D2/902**

(58) **Field of Classification Search**  
USPC ..... D2/896, 902, 903, 906, 907, 908, 916,  
D2/919, 925, 947, 951, 953, 954, 955, 956,  
D2/962, 972, 977; 36/83, 113, 114, 115,  
36/126-130, 11.5, 25 R, 32 R, 45, 57, 59 R,  
36/66, 67 A  
See application file for complete search history.

(56) **References Cited**

**U.S. PATENT DOCUMENTS**

1,090,731 A \* 3/1914 Lindberg ..... 36/11.5  
2,237,652 A \* 4/1941 Capezio ..... 36/8.3  
D579,181 S \* 10/2008 Swanson et al. .... D2/903  
D582,134 S \* 12/2008 Von Conta et al. .... D2/903  
D586,982 S \* 2/2009 Fliri ..... D2/897  
D625,906 S \* 10/2010 Zhang ..... D2/898

7,805,860 B2 \* 10/2010 Fliri ..... 36/94  
D626,311 S \* 11/2010 Zhang ..... D2/898  
D630,005 S \* 1/2011 Fliri ..... D2/897  
D639,535 S \* 6/2011 Eggert et al. .... D2/898  
D646,470 S \* 10/2011 Jacobs ..... D2/902  
D657,941 S \* 4/2012 Bramani et al. .... D2/902  
D658,868 S \* 5/2012 Chenciner ..... D2/972  
D664,745 S \* 8/2012 Liang ..... D2/898  
D668,440 S \* 10/2012 Chenciner ..... D2/972  
D670,492 S \* 11/2012 Chenciner ..... D2/972  
2007/0144039 A1 \* 6/2007 Fliri ..... 36/94  
2010/0299962 A1 \* 12/2010 Fliri ..... 36/94  
2011/0005105 A1 \* 1/2011 Hong ..... 36/3 B  
2011/0047825 A1 \* 3/2011 Young ..... 36/94

\* cited by examiner

*Primary Examiner* — Elizabeth J Oswecki

(74) *Attorney, Agent, or Firm* — Cantor Colburn LLP

(57) **CLAIM**

We claim, the ornamental design for a shoe, as shown and described.

**DESCRIPTION**

FIG. 1 is a side view of a shoe showing our new design;

FIG. 2 is a rear view thereof;

FIG. 3 is an opposite side view of FIG. 1;

FIG. 4 is a front view thereof;

FIG. 5 is a bottom plan view thereof;

FIG. 6 is a top plan view thereof; and,

FIG. 7 is a front perspective view thereof.

The illustrated shoe is configured for a right foot, the left foot being a mirror image of the right foot.

The broken lines shown in the drawings represent portions of the shoe that form no part of the claimed design.

**1 Claim, 7 Drawing Sheets**



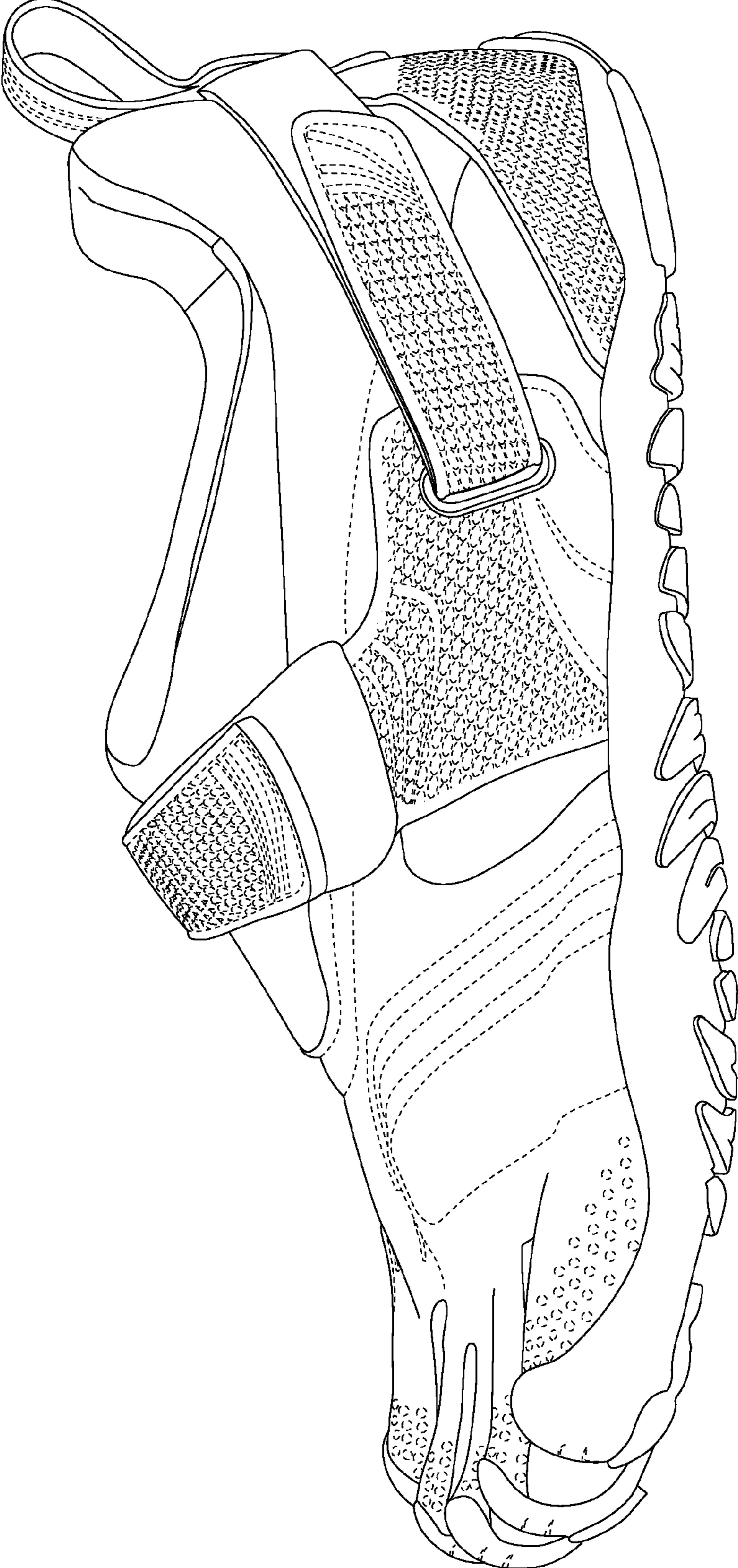


FIG. 1

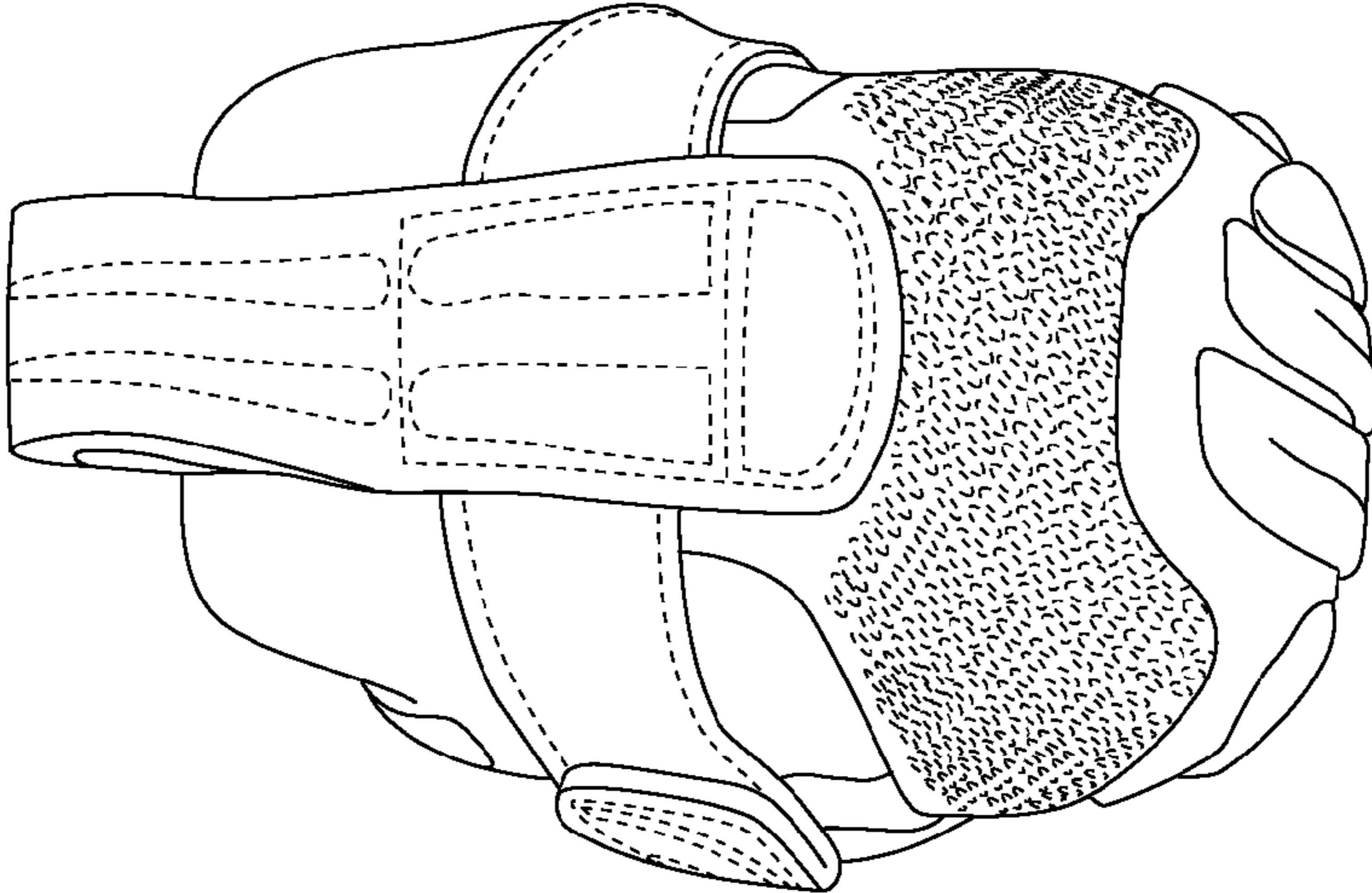


FIG. 2



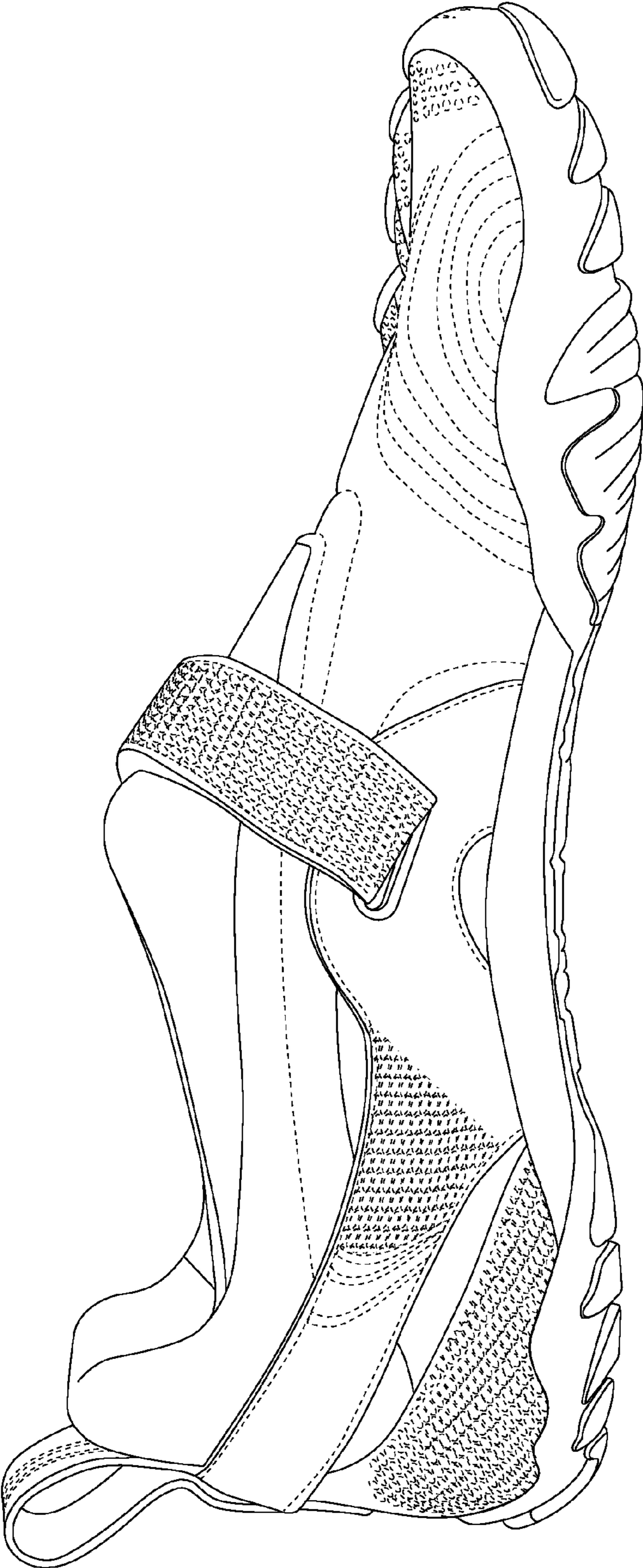


FIG. 3

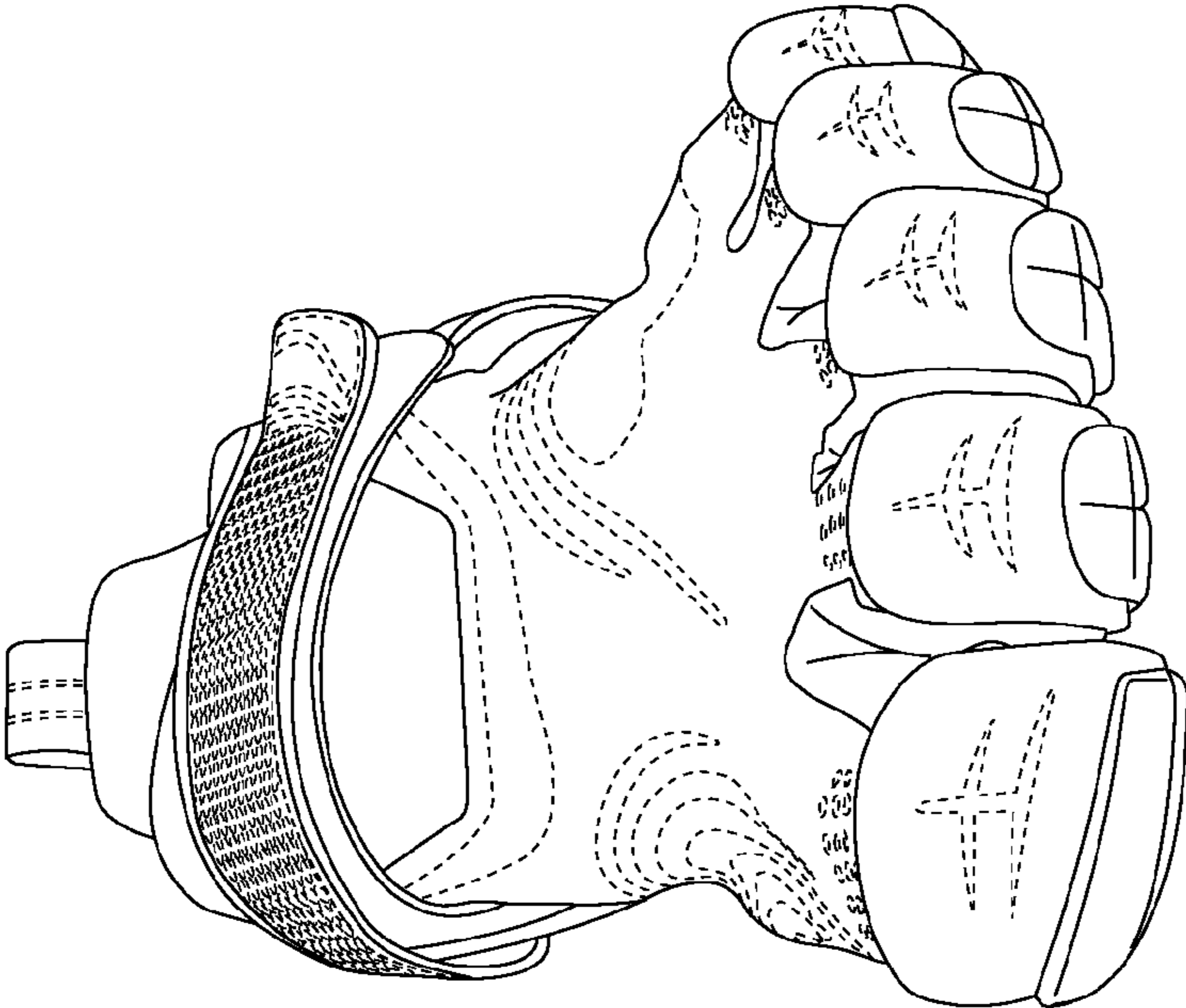


FIG. 4

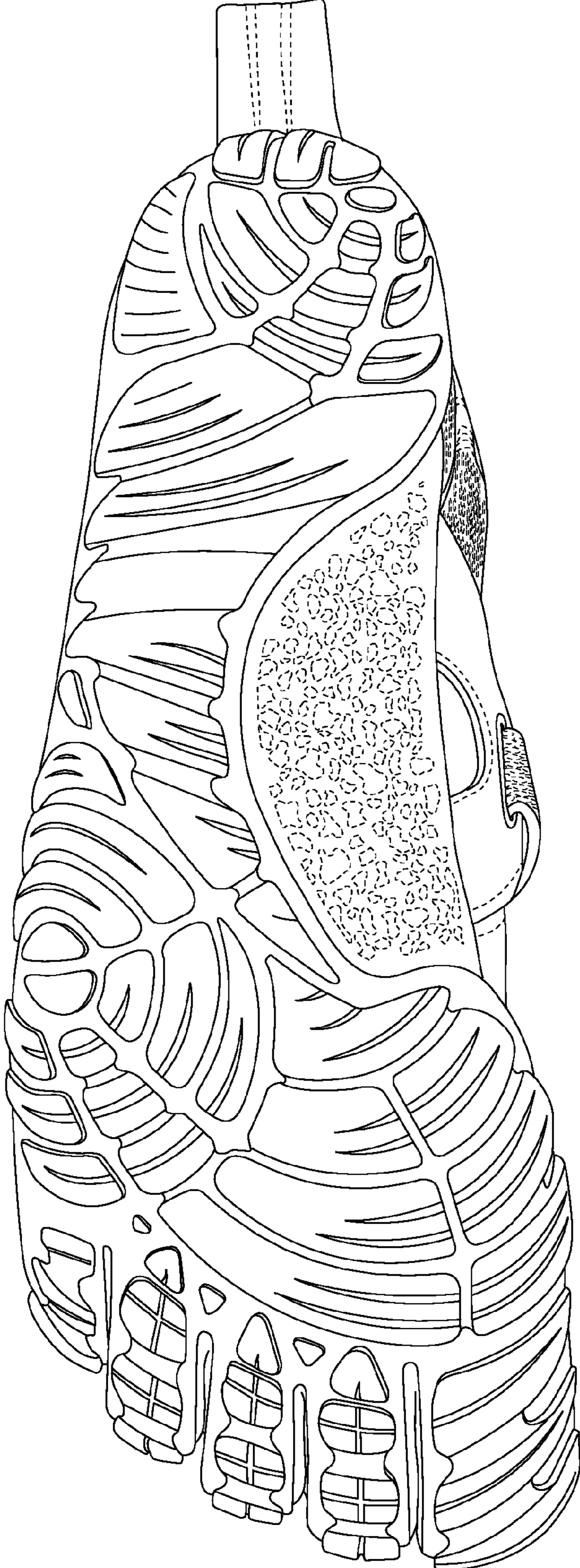


FIG. 5

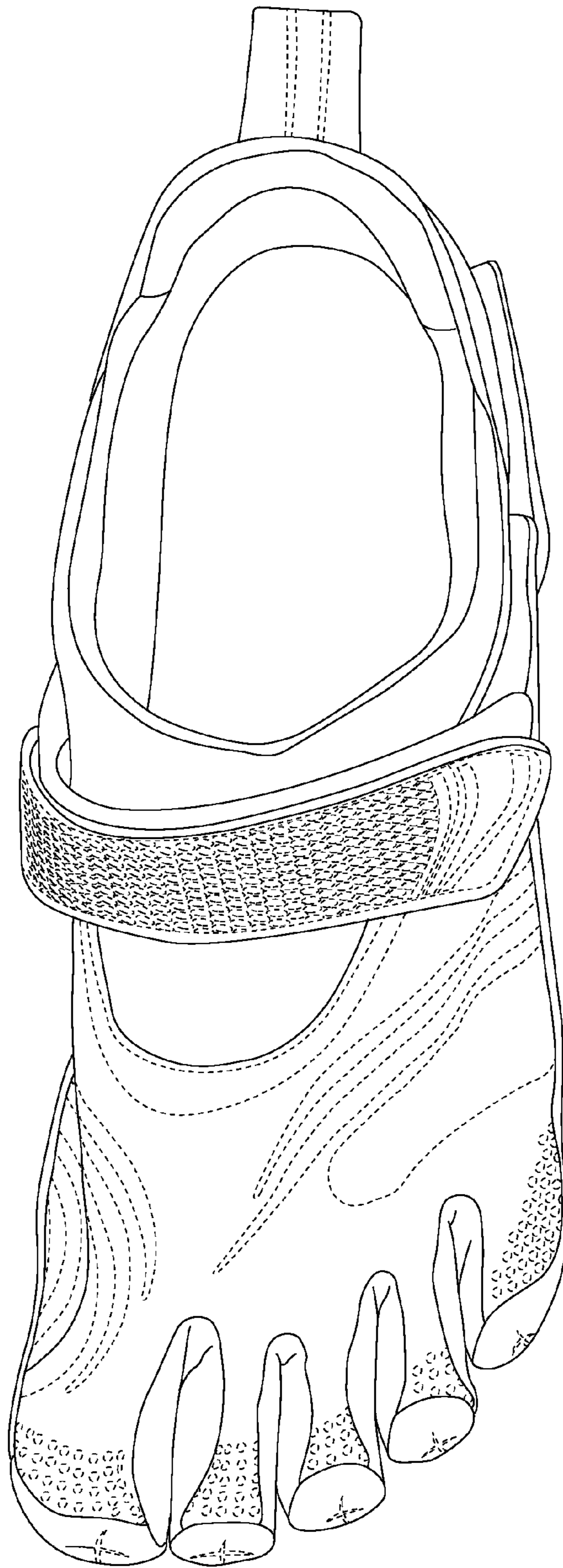


FIG. 6



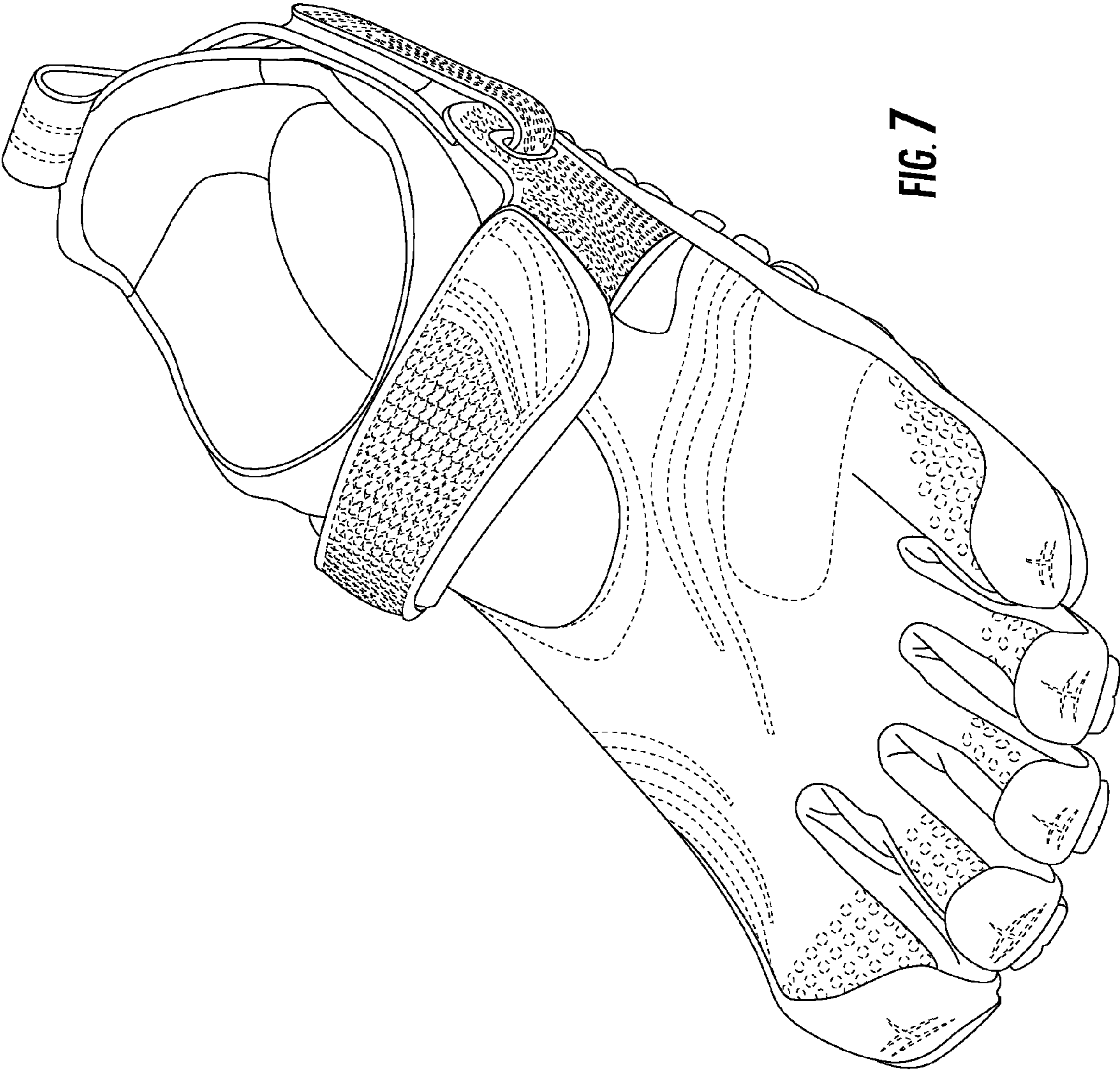


FIG. 7