



US00D700758S

(12) **United States Design Patent**
Jeong et al.

(10) **Patent No.:** **US D700,758 S**
(45) **Date of Patent:** **** Mar. 4, 2014**

(54) **VACUUM CLEANER**

(75) Inventors: **Jaeyoul Jeong**, Suwon-si (KR); **Dong Hun Lee**, Ansan-si (KR); **Sungjin Park**, Suwon-si (KR); **Shin Kim**, Hwasung-si (KR)

(73) Assignee: **Samsung Electronics Co., Ltd.**, Gyeonggi-do (KR)

(**) Term: **14 Years**

(21) Appl. No.: **29/427,778**

(22) Filed: **Jul. 23, 2012**

(51) **LOC (10) Cl.** **15-05**

(52) **U.S. Cl.**
USPC **D32/31**

(58) **Field of Classification Search**
USPC D32/17-21, 23, 25, 31-33;
15/319-322, 307, 327.1, 327.5-327.7,
15/353, 415.1-422, 422.1, 329.366, 383,
15/384, 400, 340.2, 52.2, 50.2, 52.1,
15/327.4, 385, 389, 256.51-256.53
See application file for complete search history.

(56) **References Cited**

U.S. PATENT DOCUMENTS

2,955,303	A *	10/1960	Rench et al.	15/52.1
3,344,455	A *	10/1967	Pauler et al.	15/50.1
6,421,869	B1 *	7/2002	Olsson	15/50.1
D497,694	S *	10/2004	Wareham et al.	D32/19

7,861,352	B2 *	1/2011	Reindle	15/52.1
8,001,651	B2 *	8/2011	Chang	15/319
8,046,870	B2 *	11/2011	Tanasescu	15/385
8,074,320	B2 *	12/2011	Batchelder et al.	15/319
8,087,117	B2 *	1/2012	Kapoor et al.	15/52.1
2001/0032372	A1 *	10/2001	Tremmel et al.	15/385
2004/0163199	A1 *	8/2004	Hsu	15/320
2004/0231089	A1 *	11/2004	Vilarasau Alegre	15/319
2005/0015913	A1 *	1/2005	Kim et al.	15/319
2007/0074370	A1 *	4/2007	Oh	15/385
2009/0064448	A1 *	3/2009	Oh et al.	15/320
2010/0107356	A1 *	5/2010	Jakubos et al.	15/383
2012/0144619	A1 *	6/2012	Forbes et al.	15/383

* cited by examiner

Primary Examiner — Ruth McInroy

(74) *Attorney, Agent, or Firm* — Harness, Dickey & Pierce, P.L.C.

(57) **CLAIM**

We claim the ornamental design for a vacuum cleaner, as shown and described.

DESCRIPTION

FIG. 1 is a top, front and right-side perspective view of a vacuum cleaner showing our new design; FIG. 2 is a front elevational view thereof; FIG. 3 is a rear elevational view thereof; FIG. 4 is a side elevational view thereof; FIG. 5 is a top plan view thereof; FIG. 6 is a bottom plan view thereof; and, FIG. 7 is a bottom, front and right-side perspective view thereof.

1 Claim, 7 Drawing Sheets

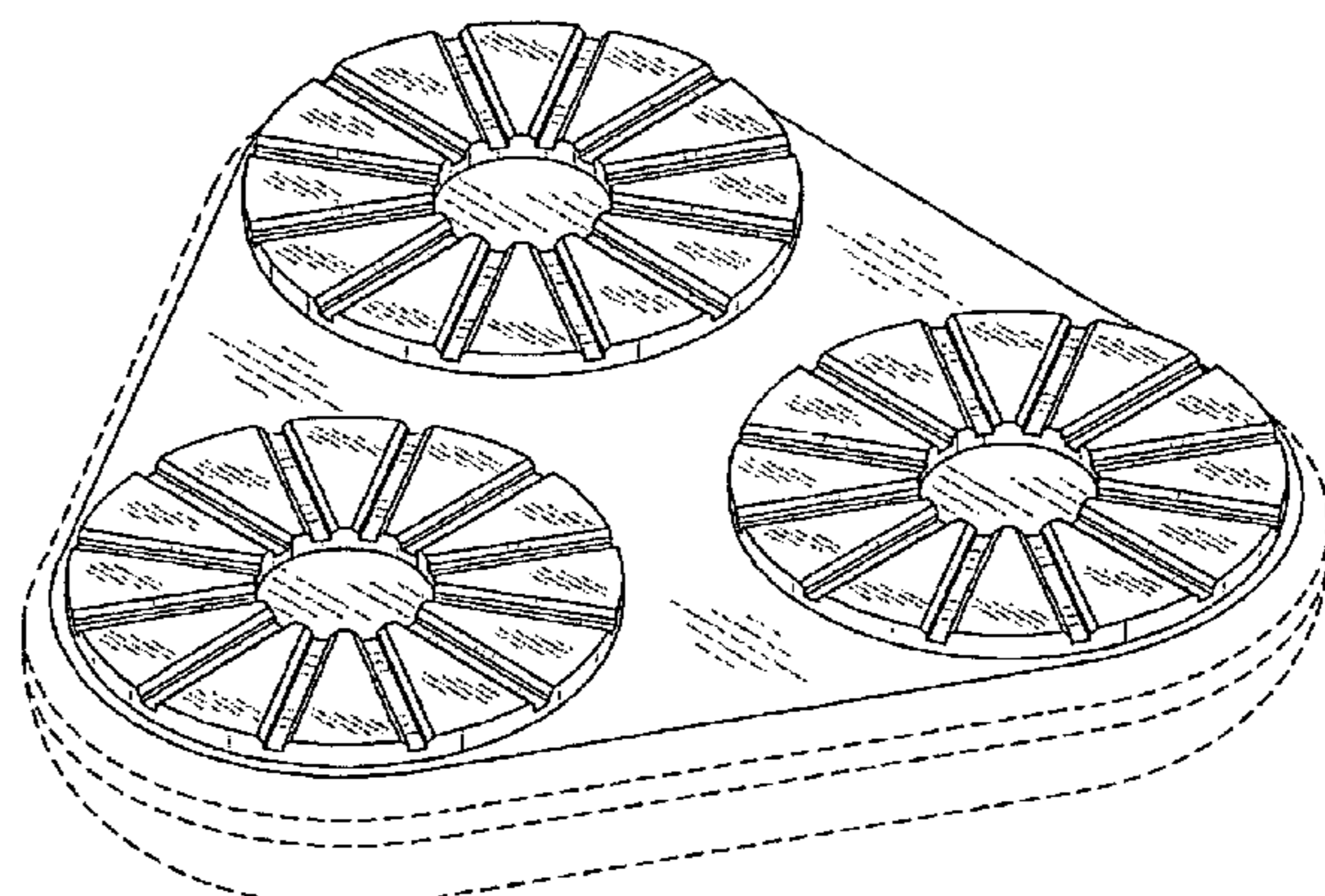



Fig. 1

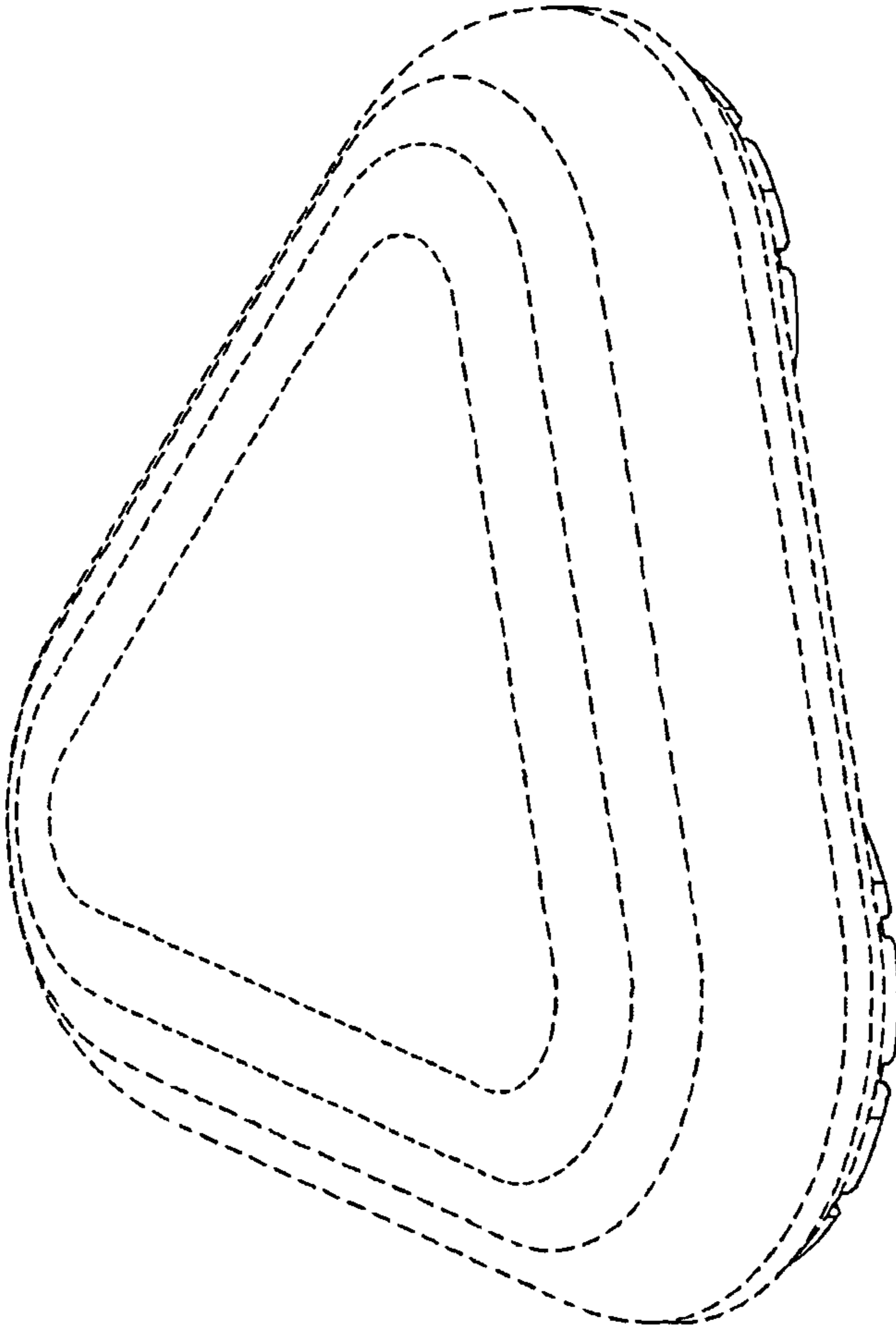


Fig. 2

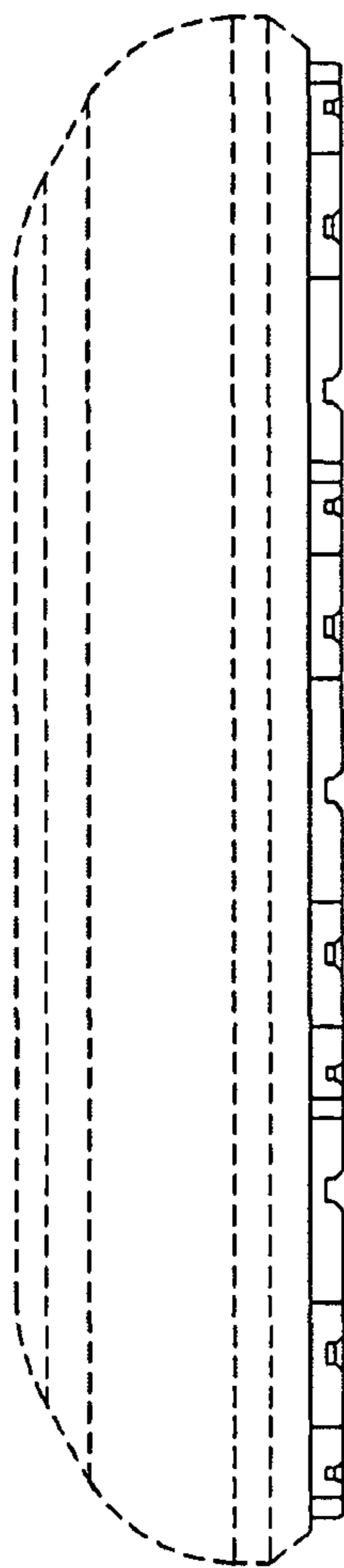


Fig. 3

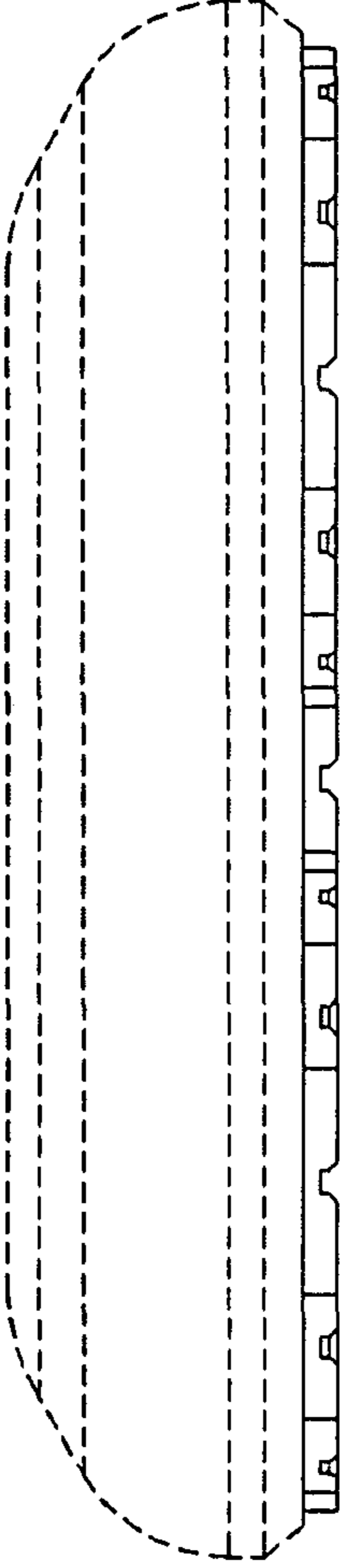


Fig. 4

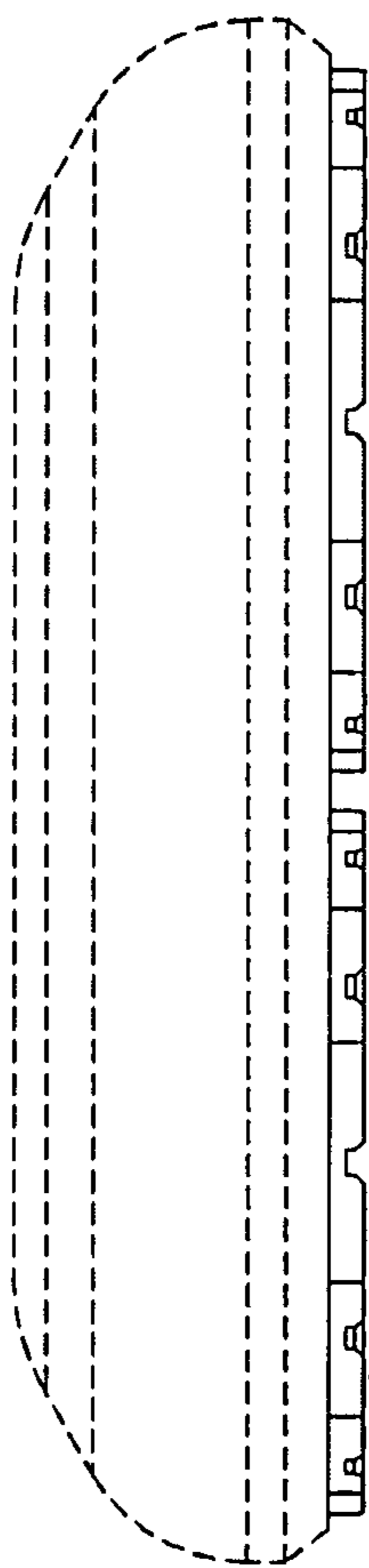


Fig. 5

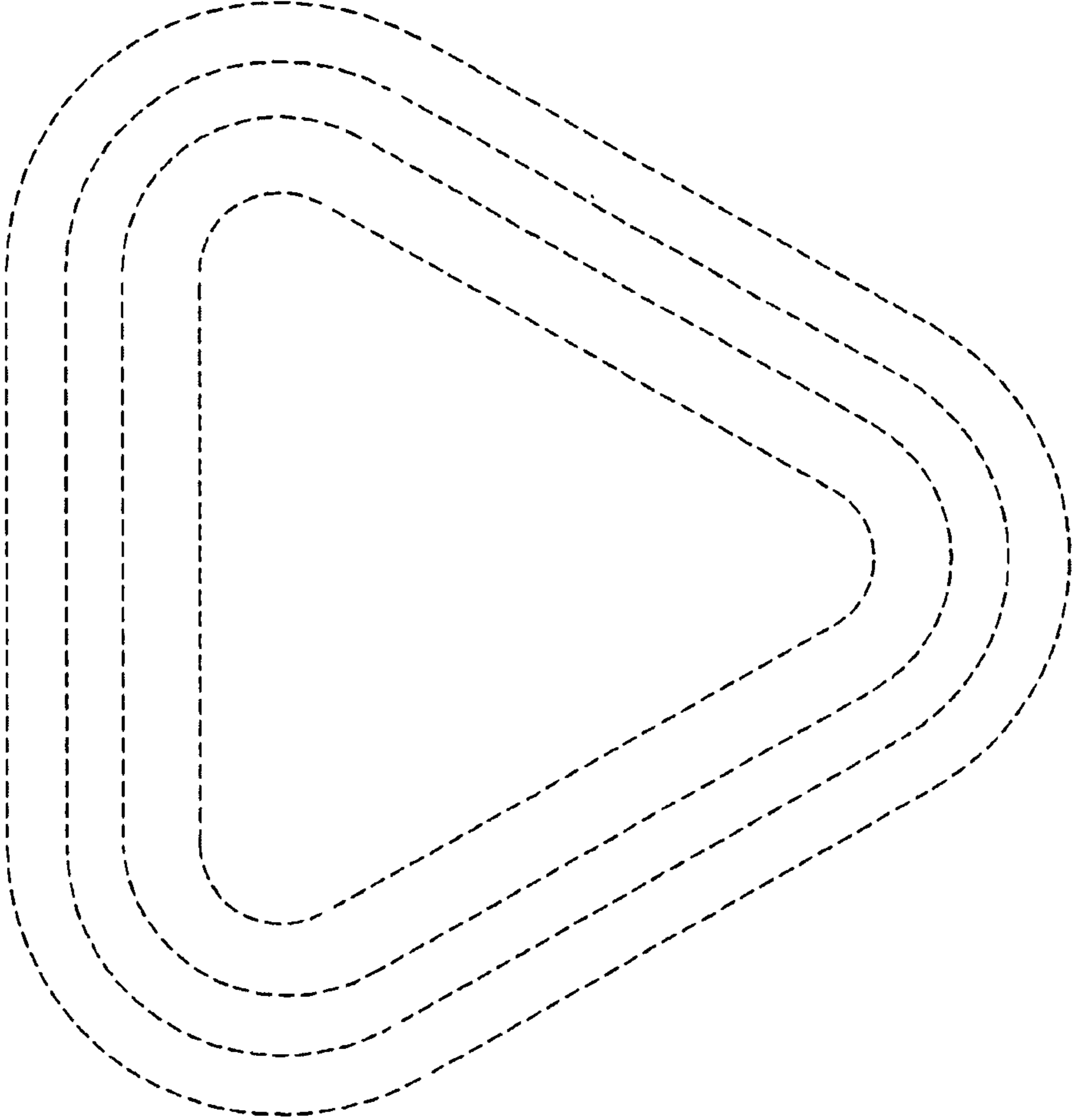


Fig. 6

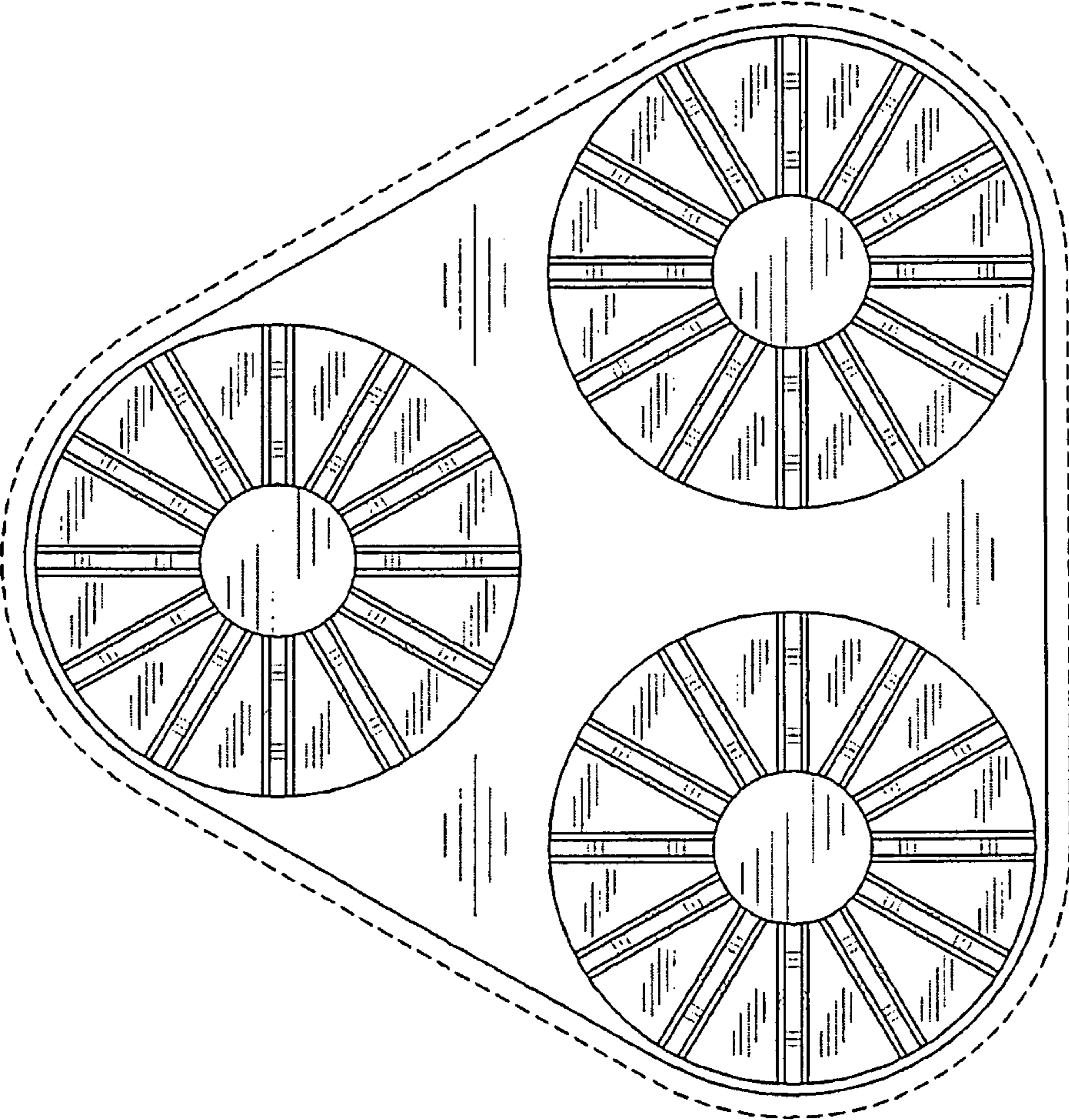


Fig. 7

