



US00D700754S

(12) **United States Design Patent**
Mulligan et al.

(10) **Patent No.:** **US D700,754 S**
(45) **Date of Patent:** **** Mar. 4, 2014**

- (54) **MODULAR CAT STATION**
- (71) Applicants: **Leesa Ann Mulligan**, Sunrise, FL (US);
Juan Ascencio, Miami, FL (US); **Jorge Amaro**, Miami, FL (US)
- (72) Inventors: **Leesa Ann Mulligan**, Sunrise, FL (US);
Juan Ascencio, Miami, FL (US); **Jorge Amaro**, Miami, FL (US)
- (73) Assignee: **TheCattitude LLC**, Hialeah, FL (US)
- (**) Term: **14 Years**
- (21) Appl. No.: **29/432,977**
- (22) Filed: **Sep. 24, 2012**

3,674,612 A *	7/1972	Gehl	D11/118
3,829,349 A *	8/1974	Hermanson	D11/118
D233,844 S	12/1974	Tucker	
4,273,814 A	6/1981	Koehler	
D269,771 S	7/1983	Williams	
4,399,172 A	8/1983	DeCosmo	
5,054,429 A *	10/1991	Bradford	119/706
5,178,286 A	1/1993	Allison, III	
D336,557 S *	6/1993	Wade	D30/160
5,577,466 A	11/1996	Luxford	
D394,362 S *	5/1998	Eskdale	D6/474
5,829,390 A	11/1998	Jonilla et al.	
5,875,735 A	3/1999	Bradley et al.	
5,884,586 A	3/1999	Carbonelli	
D414,056 S *	9/1999	Palm et al.	D6/450
6,024,053 A	2/2000	Huang	
D422,754 S *	4/2000	Kolozsvari et al.	D30/118
D435,703 S *	12/2000	Coudare et al.	D30/118
D460,222 S *	7/2002	DeRaspe-Bolles et al. .	D30/160
D461,026 S *	7/2002	Mason	D30/160
6,431,120 B1	8/2002	Feldman	

Related U.S. Application Data

- (63) Continuation-in-part of application No. 29/373,937, filed on Jun. 10, 2011, now Pat. No. Des. 668,002, and a continuation-in-part of application No. 29/373,935, filed on Jun. 10, 2011, now Pat. No. Des. 668,006.
- (51) **LOC (10) Cl.** **30-99**
- (52) **U.S. Cl.**
USPC **D30/160**
- (58) **Field of Classification Search**
USPC D30/118, 158, 160, 199; 119/28.5, 702, 119/706-711; D11/118
See application file for complete search history.

References Cited

U.S. PATENT DOCUMENTS

2,143,592 A *	1/1939	Baldeck	D30/160
3,059,366 A	10/1962	Kafka et al.	
3,214,318 A	10/1965	Snow	
3,437,060 A	4/1969	Giambalvo	
3,479,990 A *	11/1969	Crow	119/28.5
3,479,991 A	11/1969	Lichtenberger	
3,595,209 A	7/1971	Parker	
D222,276 S *	10/1971	Hughes	30/160

(Continued)

Primary Examiner — Cathy A MacCormac

(74) *Attorney, Agent, or Firm* — Benjamin M. Hanrahan; Hanrahan Law Firm, P.A.

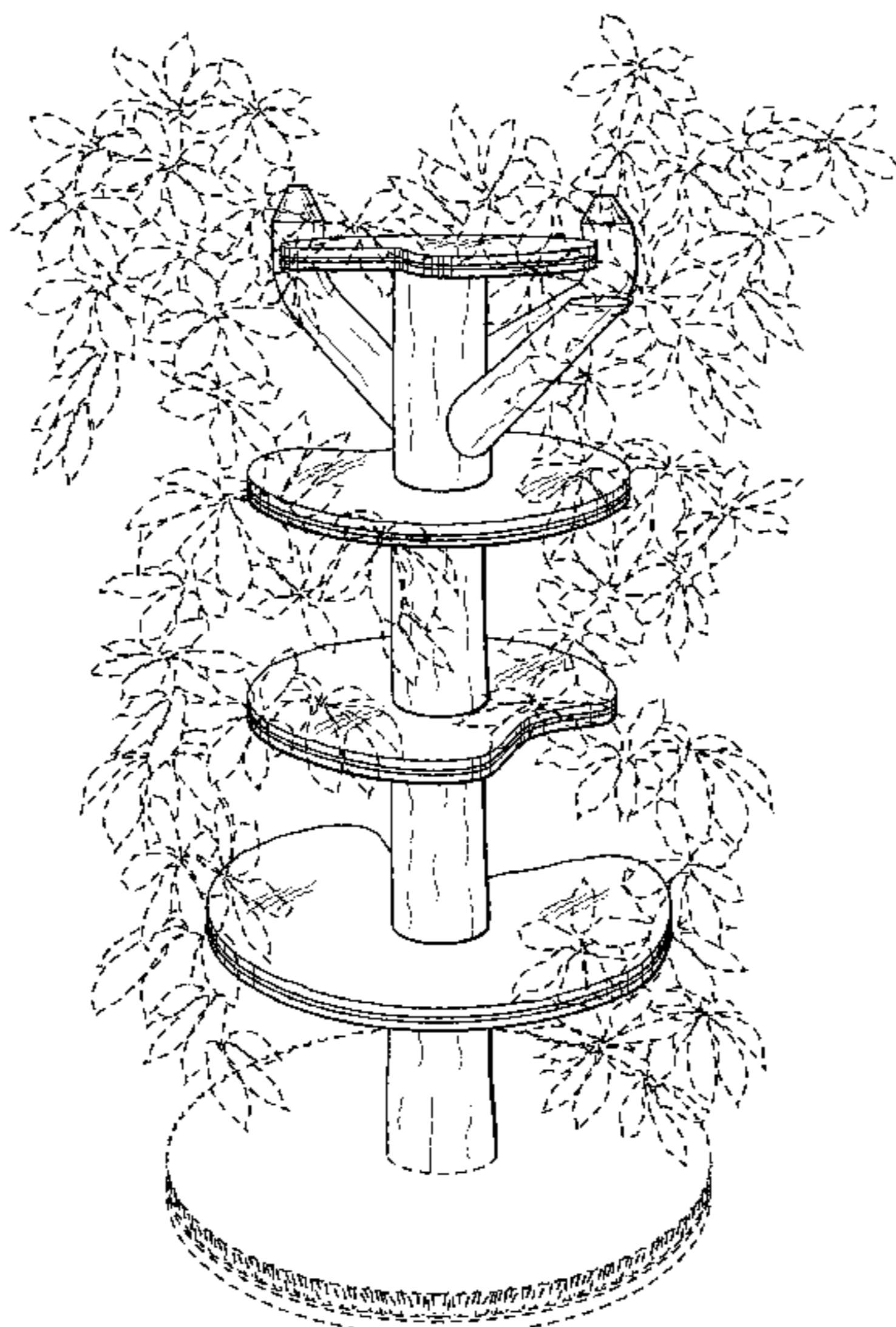
(57) **CLAIM**

The ornamental design for a modular cat station, as shown and described.

DESCRIPTION

FIG. 1 is a front perspective view illustrating our design for a modular cat station;
 FIG. 2 is a front view thereof;
 FIG. 3 is a rear view thereof;
 FIG. 4 is a top view thereof;
 FIG. 5 is a left side view thereof;
 FIG. 6 is a bottom view thereof;
 FIG. 7 is a right side view thereof; and,
 FIG. 8 is a bottom perspective view thereof.
 The broken lines in the drawings are for illustrative purposes only and form no part of the claimed design.

1 Claim, 7 Drawing Sheets



(56)

References Cited

U.S. PATENT DOCUMENTS

6,490,997	B1 *	12/2002	Biermann et al.	119/706
D473,020	S	4/2003	DeRaspe-Bolles et al.	
6,966,277	B2	11/2005	DeRaspe-Bolles et al.	
D541,038	S *	4/2007	Barthelmess	D11/118
D549,985	S *	9/2007	Carroll	D6/405
7,770,540	B2	8/2010	Halpern	
D635,307	S *	3/2011	Harmon	D30/160
D668,002	S	9/2012	Mulligan et al.	
D668,006	S	9/2012	Mulligan et al.	
2002/0121243	A1 *	9/2002	Martyn	119/28.5
2002/0179021	A1	12/2002	DeRaspe-Bolles et al.	
2003/0192486	A1	10/2003	DeRaspe-Bolles et al.	
2003/0221628	A1	12/2003	Leon	
2005/0284407	A1	12/2005	DeRaspe-Bolles et al.	
2007/0289209	A1	12/2007	Hager	
2008/0149042	A1 *	6/2008	Halpern	119/706
2009/0050072	A1	2/2009	Moser et al.	
2011/0155073	A1	6/2011	Kilroy	
2011/0253060	A1	10/2011	Schotthoefer et al.	

* cited by examiner

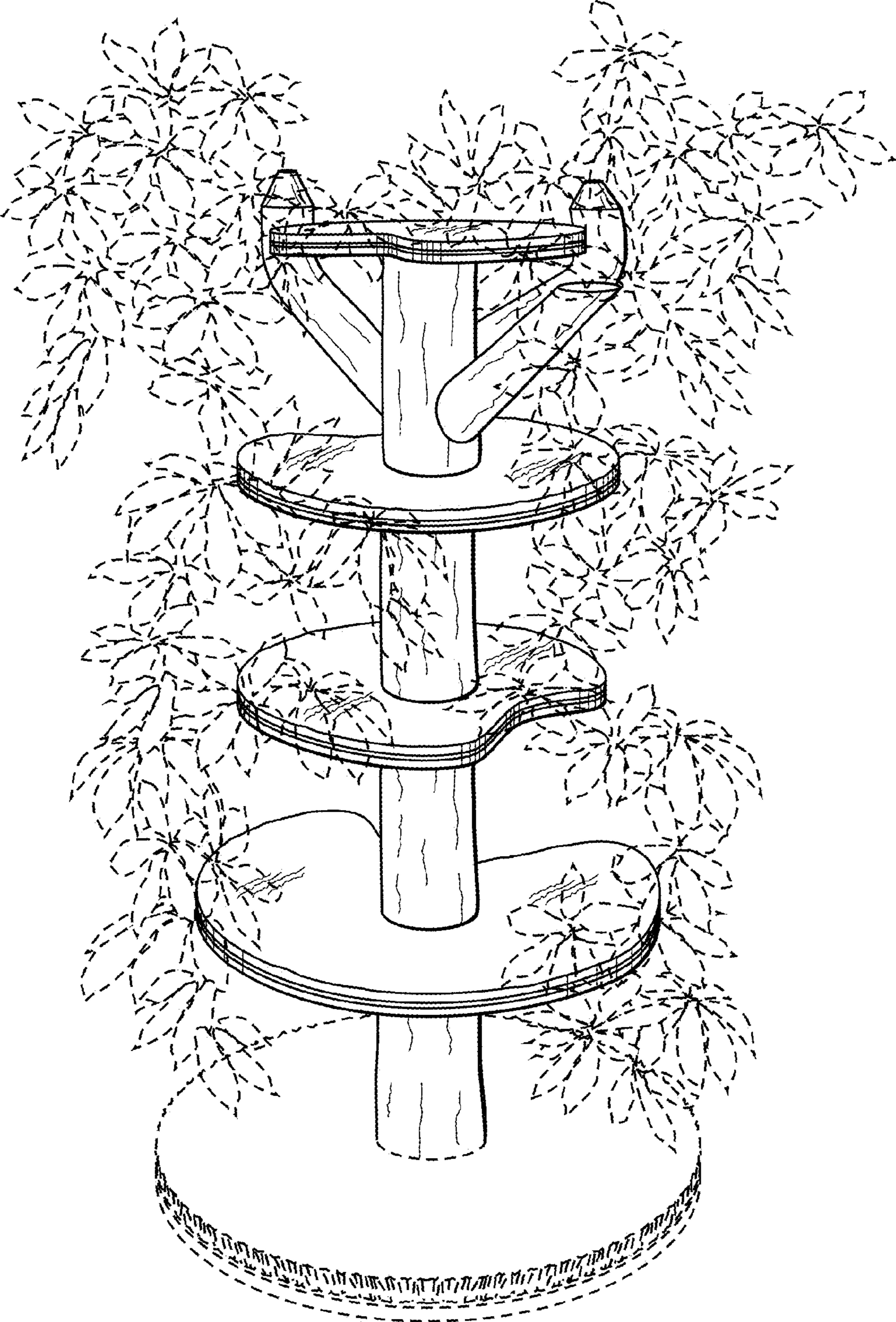


FIG. 1

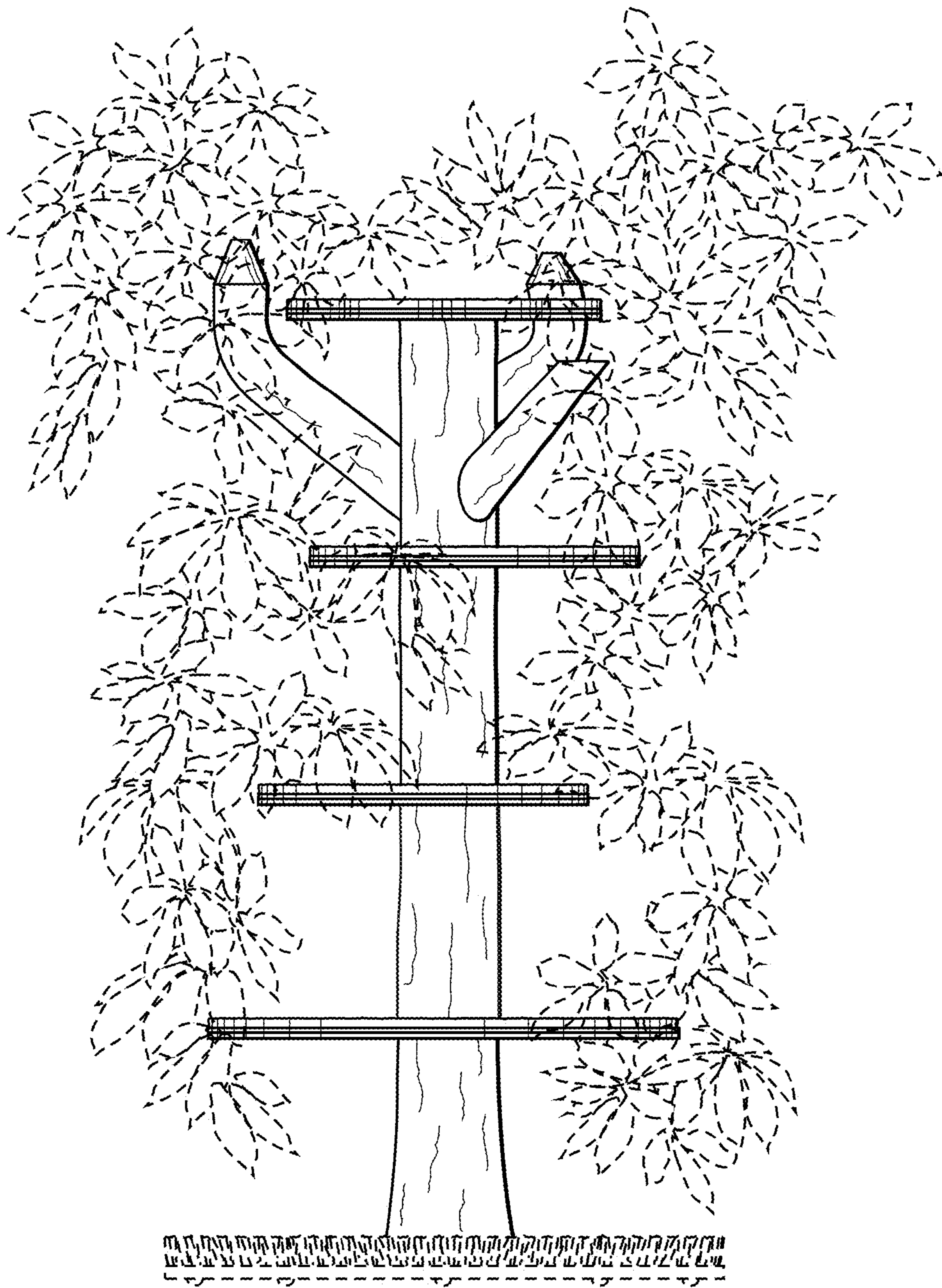


FIG. 2

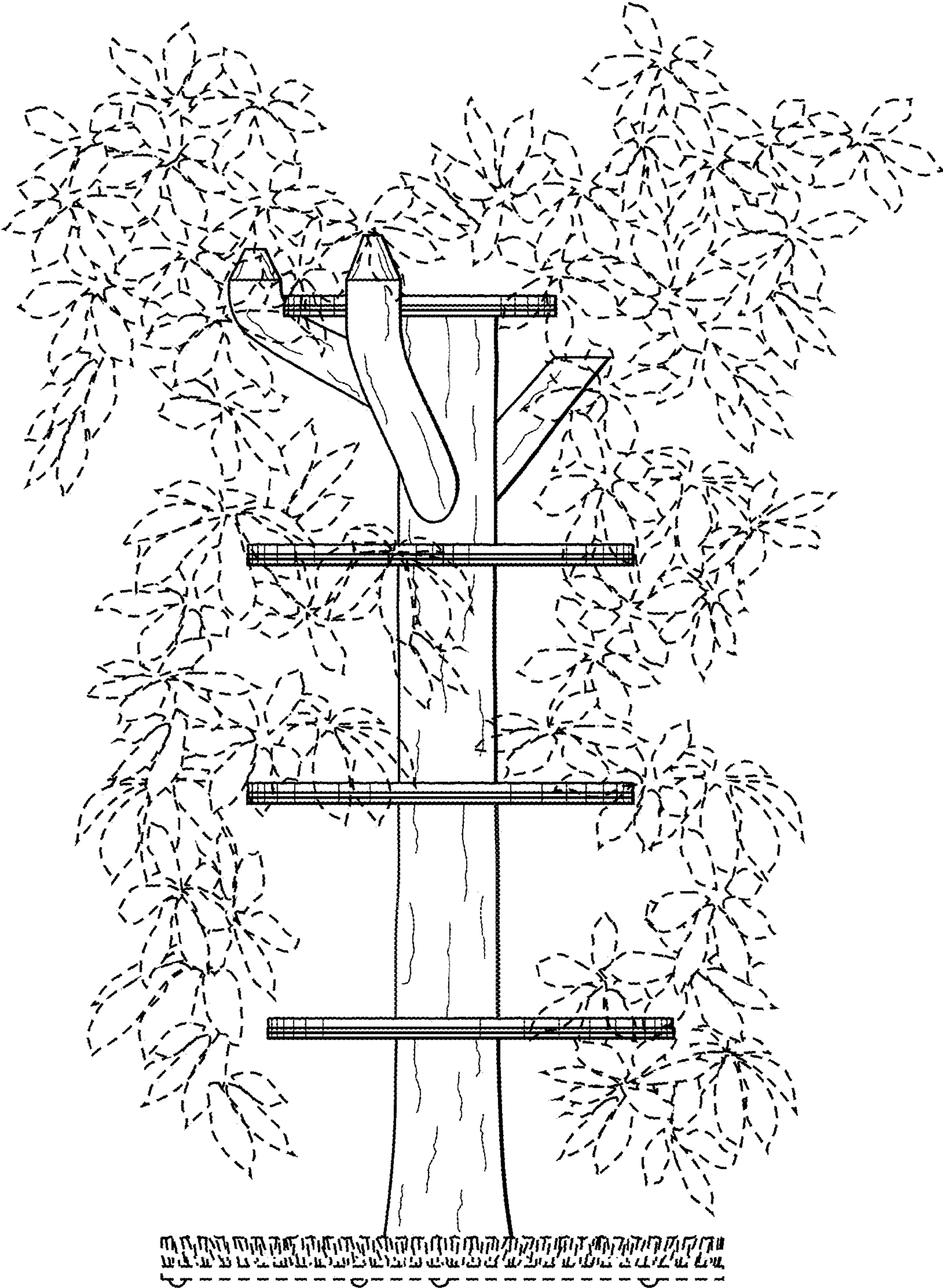


FIG. 3

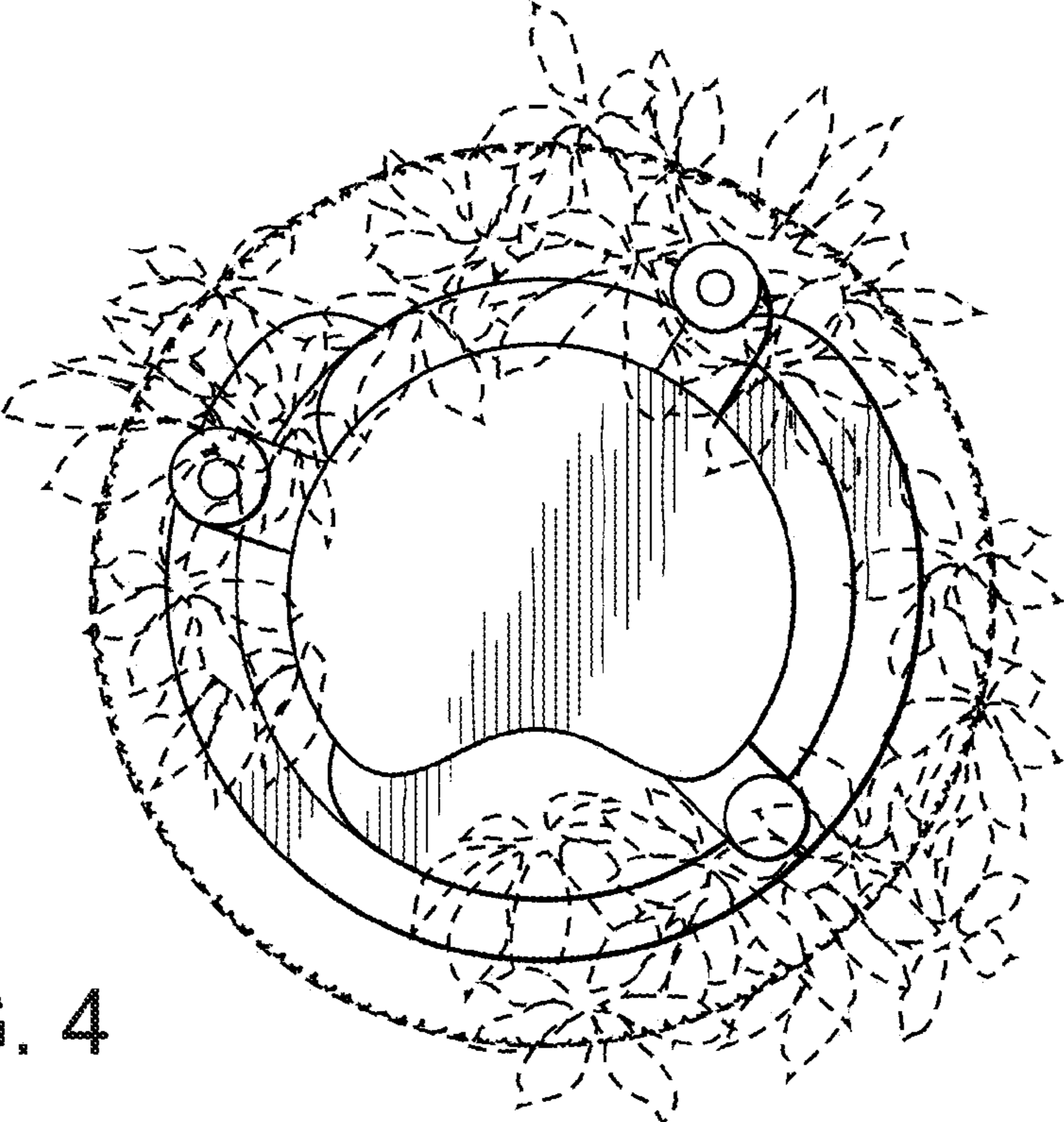


FIG. 4

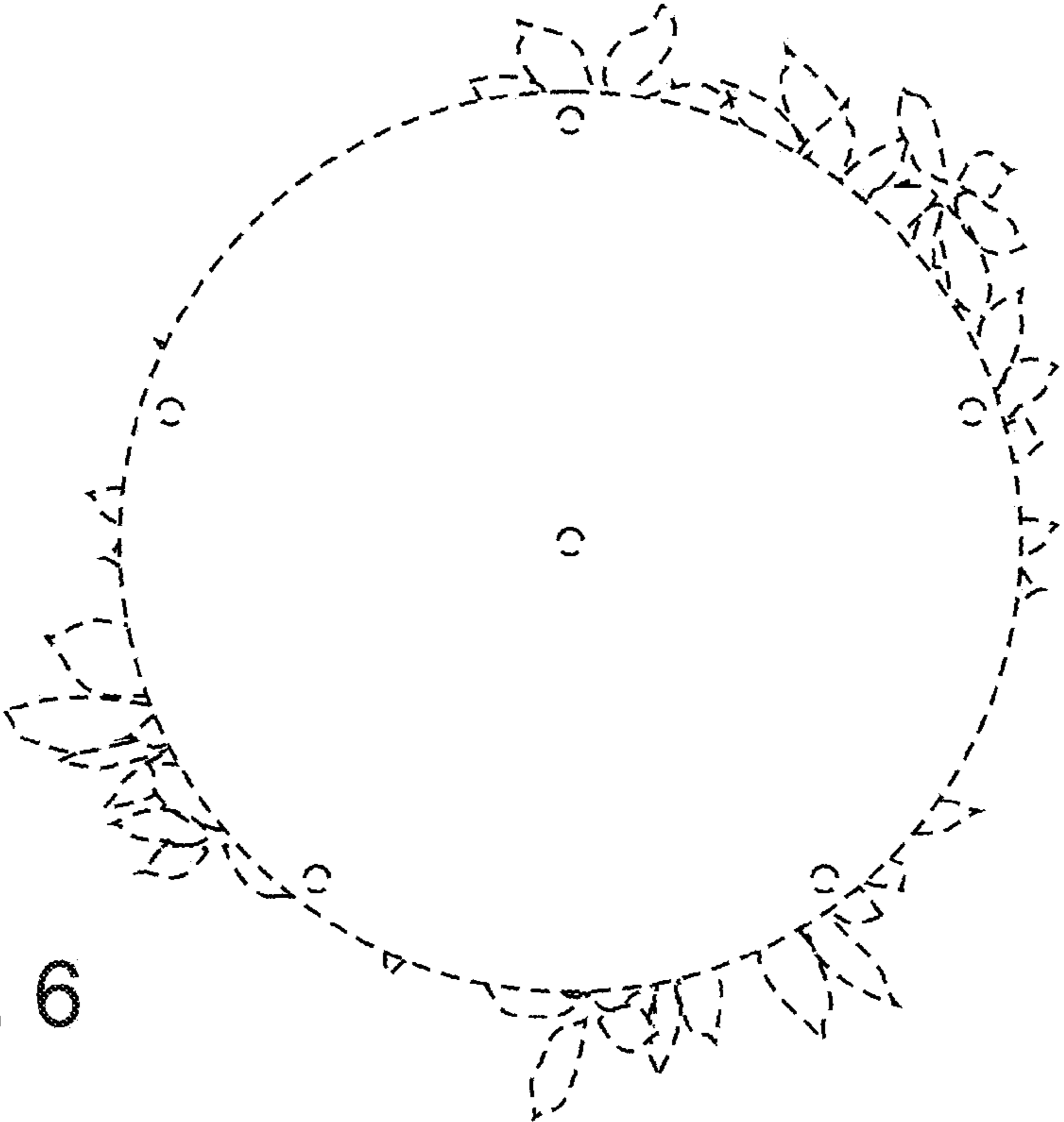


FIG. 6

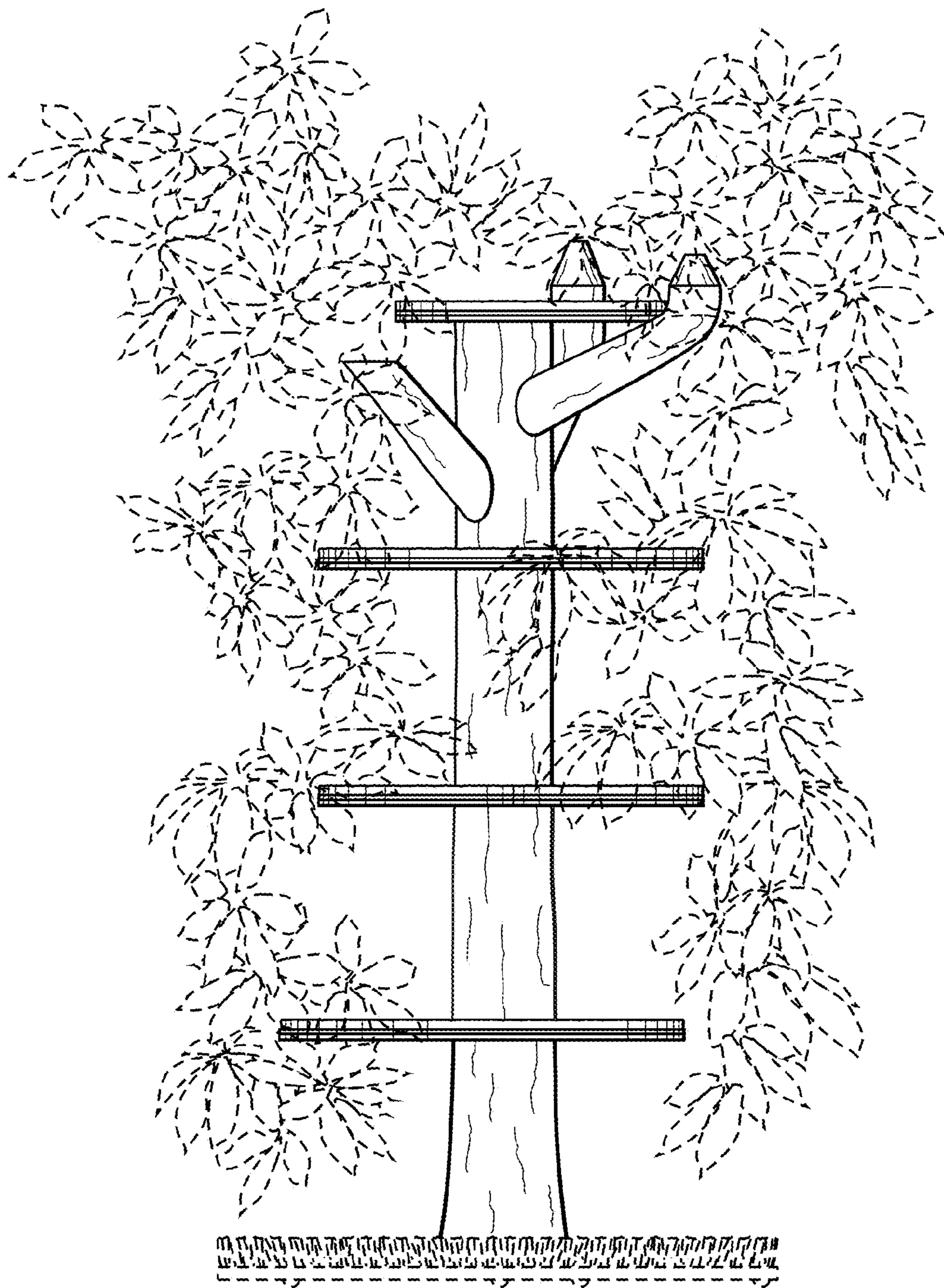


FIG. 5

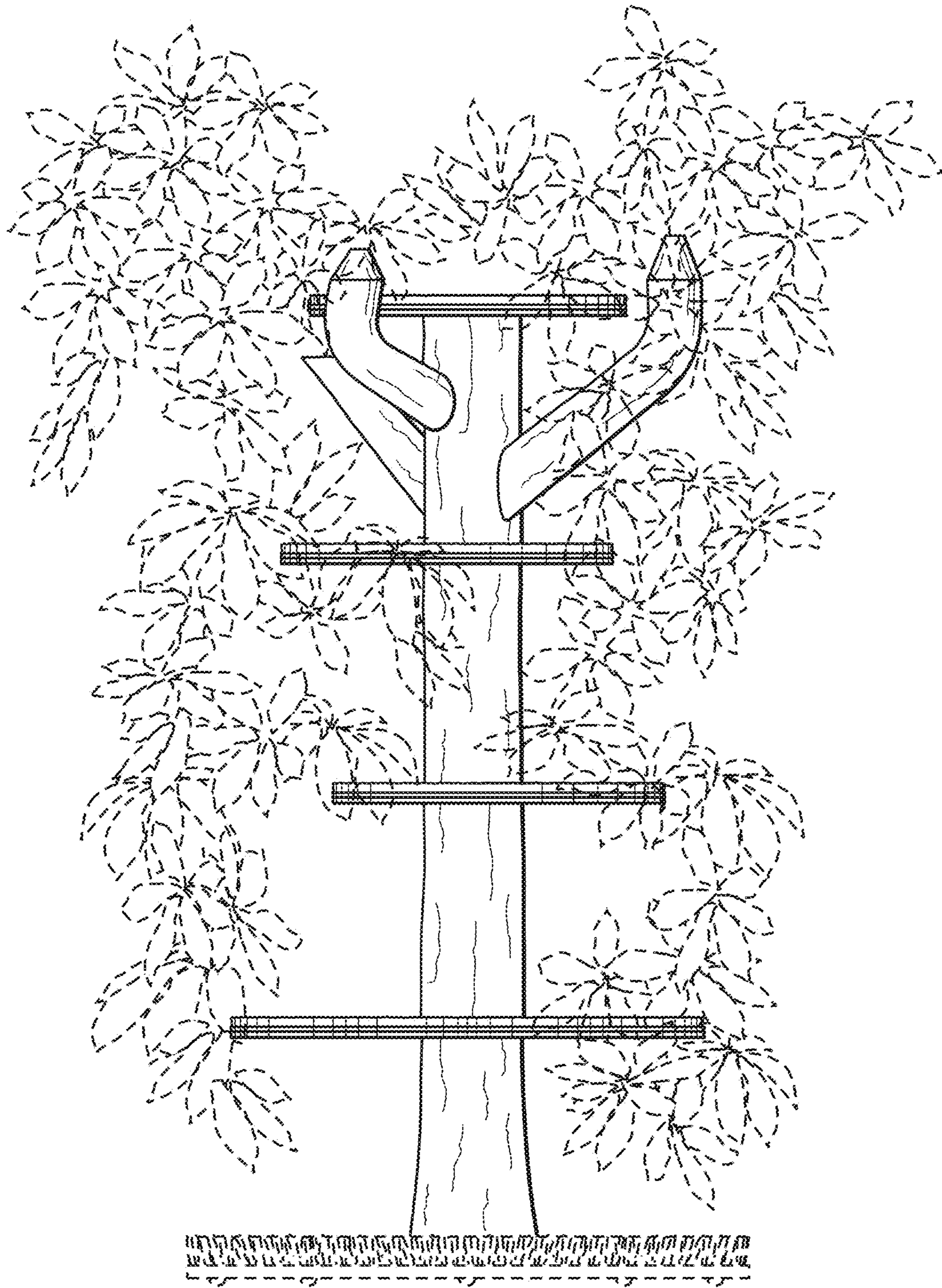


FIG. 7

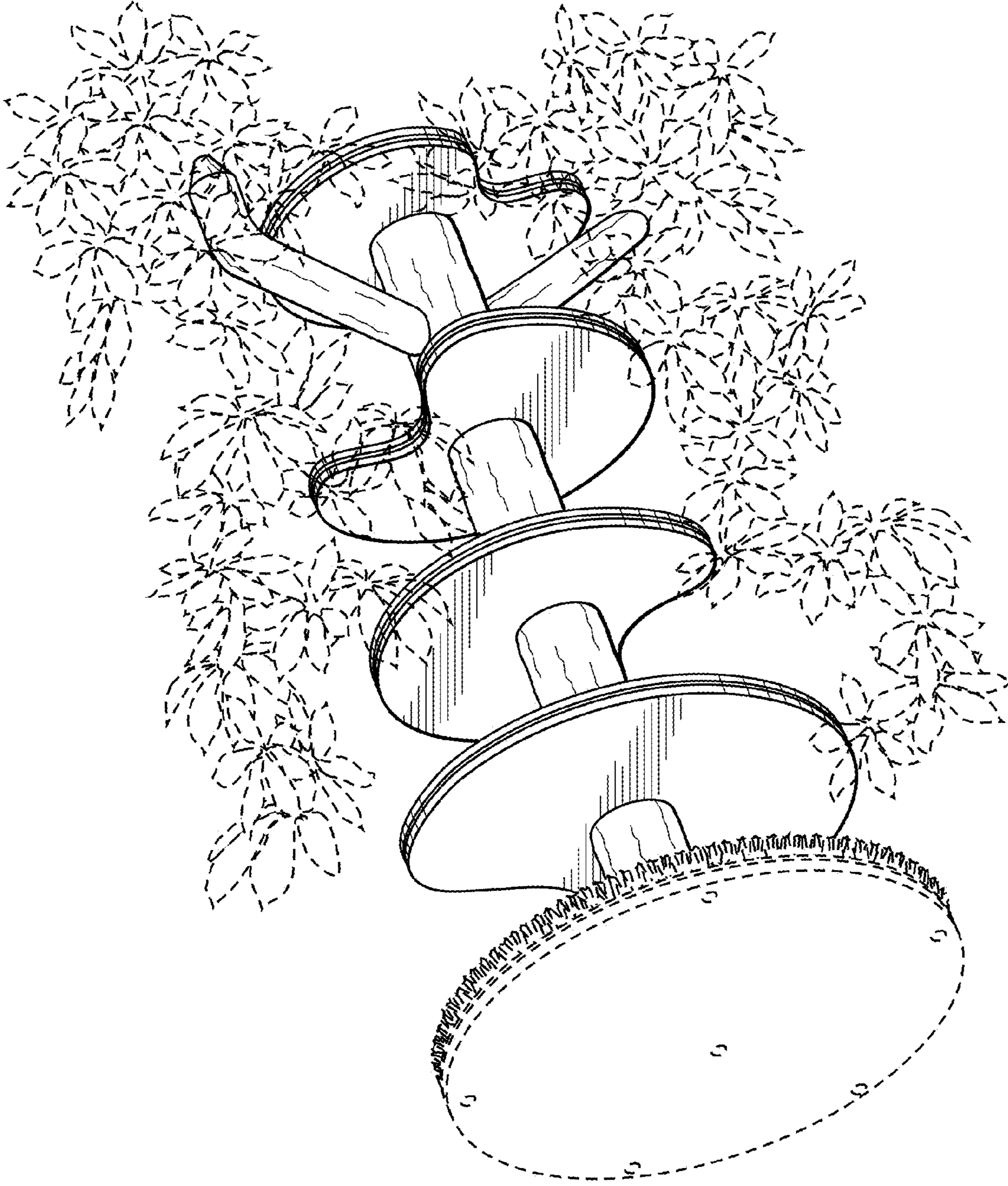


FIG. 8