



US00D700741S

(12) **United States Design Patent**
Fallah

(10) **Patent No.:** **US D700,741 S**
(45) **Date of Patent:** **** Mar. 4, 2014**

- (54) **HAIR REMOVAL DEVICE**
- (71) Applicant: **Mojgan Fallah**, Milton, MA (US)
- (72) Inventor: **Mojgan Fallah**, Milton, MA (US)
- (**) Term: **14 Years**
- (21) Appl. No.: **29/456,668**
- (22) Filed: **Jun. 3, 2013**
- (51) **LOC (10) Cl.** **28-03**
- (52) **U.S. Cl.**
USPC **D28/44.1**
- (58) **Field of Classification Search**
USPC D28/44, 44.1; D24/133, 146, 144;
606/131, 133; 482/126
See application file for complete search history.

2004/0132592	A1 *	7/2004	Yu	482/126
2004/0249390	A1 *	12/2004	Dovas et al.	606/133
2006/0211551	A1 *	9/2006	Mandell	482/121
2010/0069207	A1 *	3/2010	Ko	482/126
2010/0240505	A1 *	9/2010	Yang	482/126

* cited by examiner

Primary Examiner — Jennifer Rivard
(74) *Attorney, Agent, or Firm* — Bay State IP, LLC

(57) **CLAIM**
The ornamental design for a hair removal device, as shown and described.


DESCRIPTION

FIG. 1 is a front perspective view of the Hair Removal Device; FIG. 2 is a rear view thereof; FIG. 3 is a front view of the Hair Removal Device shown in a flexed configuration; and, FIG. 4 is a side view of FIG. 1, the opposite side view being a mirror image thereof.

1 Claim, 2 Drawing Sheets

- (56) **References Cited**
U.S. PATENT DOCUMENTS

D621,543 S * 8/2010 Zhou D28/44.1
D628,344 S * 11/2010 Raviv D28/44.1
2002/0128664 A1 * 9/2002 Moghadam 606/133






Fig. 1

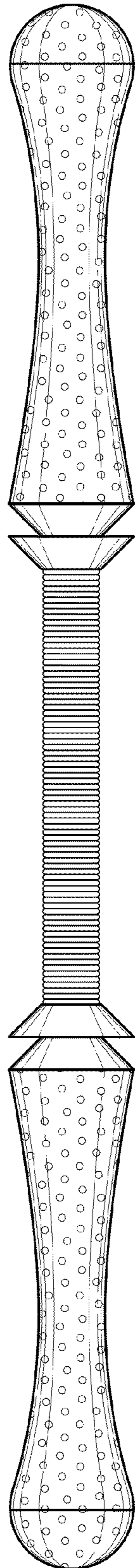


Fig. 2

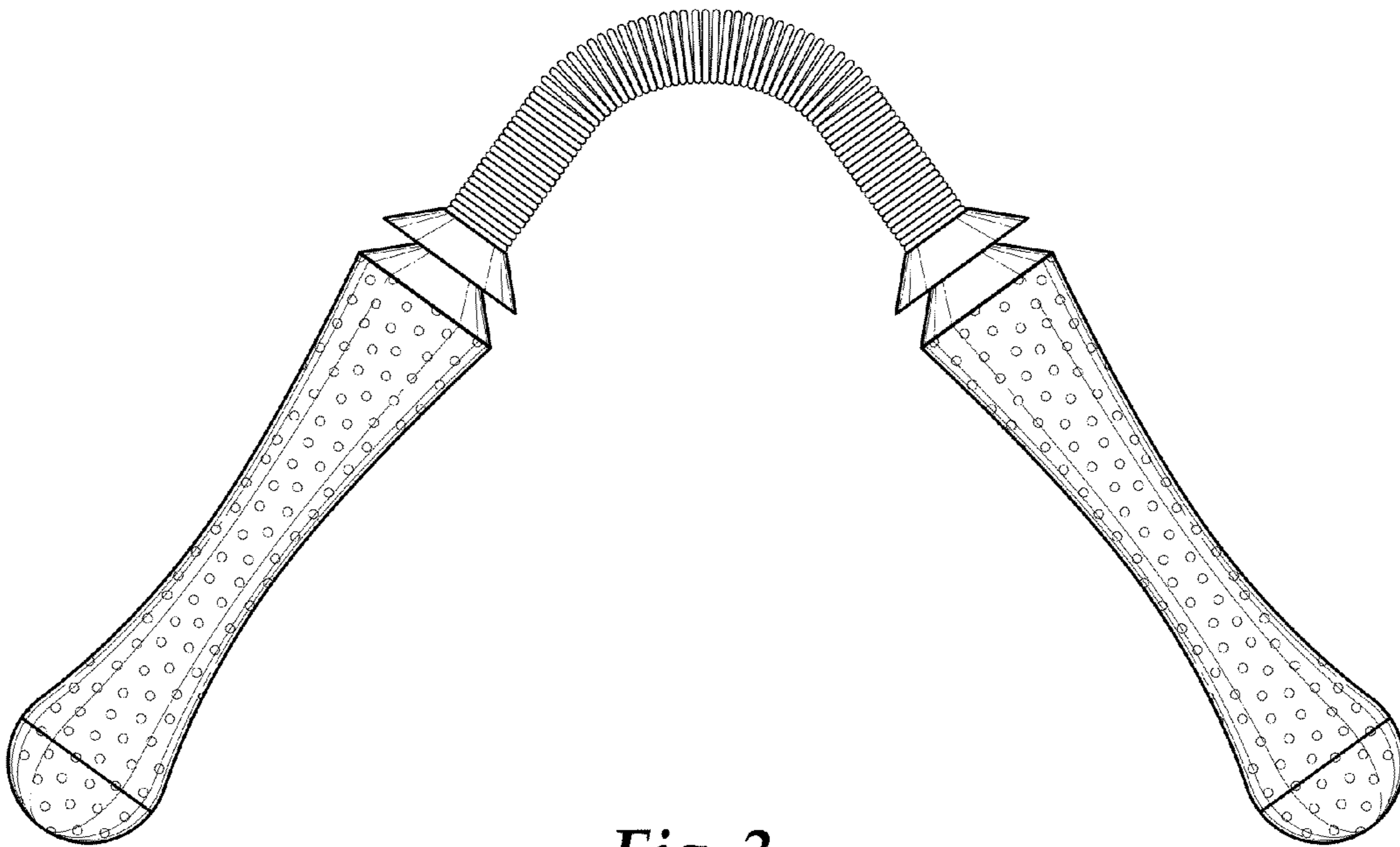


Fig. 3

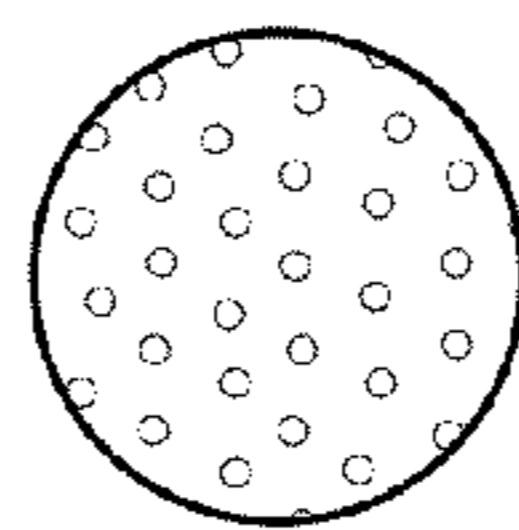


Fig. 4