



US00D700739S

(12) **United States Design Patent**  
**Manca et al.**

(10) **Patent No.:** **US D700,739 S**  
(45) **Date of Patent:** **\*\* Mar. 4, 2014**

(54) **CHARGING UNIT ASSEMBLY**

FOREIGN PATENT DOCUMENTS

(71) Applicant: **Philip Morris Products S.A.**, Neuchâtel (CH)

EP 1536703 9/2006  
WO WO2008113420 9/2008  
WO WO2009079641 6/2009

(72) Inventors: **Laurent Manca**, Grandview (CH);  
**Jimmy Rennick**, Dublin (IE)

OTHER PUBLICATIONS

Design U.S. Appl. No. 29/429,405, filed Aug. 10, 2012, including 2 pages of specification and 21 pages of drawing sheets.

(73) Assignee: **Philip Morris Products S.A.**, Neuchâtel (CH)

(Continued)

(\*\*) Term: **14 Years**

*Primary Examiner* — Susan Bennett Hattan

(21) Appl. No.: **29/453,128**

*Assistant Examiner* — Janice Hallmark

(22) Filed: **Apr. 25, 2013**

(74) *Attorney, Agent, or Firm* — Oblon, Spivak, McClelland, Maier & Neustadt, L.L.P.

(30) **Foreign Application Priority Data**

(57) **CLAIM**

The ornamental design for a charging unit assembly, as shown and described.

Oct. 26, 2012 (EM) ..... 001349062-0002

(51) **LOC (10) Cl.** ..... **27-06**

**DESCRIPTION**

(52) **U.S. Cl.**

USPC ..... **D27/189**

(58) **Field of Classification Search**

USPC ..... D27/100, 101, 103–105, 108, 125, 141, D27/157, 159, 163–165, 170, 172, 174–176, D27/183–194; D34/2; 206/242–276; D3/11, D3/215, 220, 226–230, 265, 266, 294, 315, D3/321, 281; 4/258, 259, 267, 271, 283; 131/270–273, 329, 330, 194, 189, 347, 131/360–365; D24/110, 113; D19/77, 81, D19/84; D28/73–77, 83, 85; D9/702, 710, D9/423, 721, 414, 420, 737, 751, 456, D9/686; D14/138 AA, 138 AD; D13/108

See application file for complete search history.

FIG. 1 is a perspective view of a charging unit assembly showing the front, top, and right side of our new design in a closed position as viewed from the right side of the page; FIG. 2 is a side elevational view of one side thereof; FIG. 3 is a side elevational view of the opposite side thereof; FIG. 4 is a partial magnified view of the upper right curved edge portion shown in FIG. 2; FIG. 5 is a rear elevational view thereof; FIG. 6 is a front elevational view thereof; FIG. 7 is a top elevational view thereof; and, FIG. 8 is a bottom elevational view thereof.

The broken lines are for environmental and illustrative purposes only and are not part of the claimed design. Specifically, the broken line depicted in FIG. 2 identifies the portion of the partial magnified view depicted in FIG. 4. Moreover, the partial magnified view depicted in FIG. 4 also covers the upper right curved edge portion shown in FIG. 3, and is also representative of other curved edge portions of the charging unit or mirror images thereof.

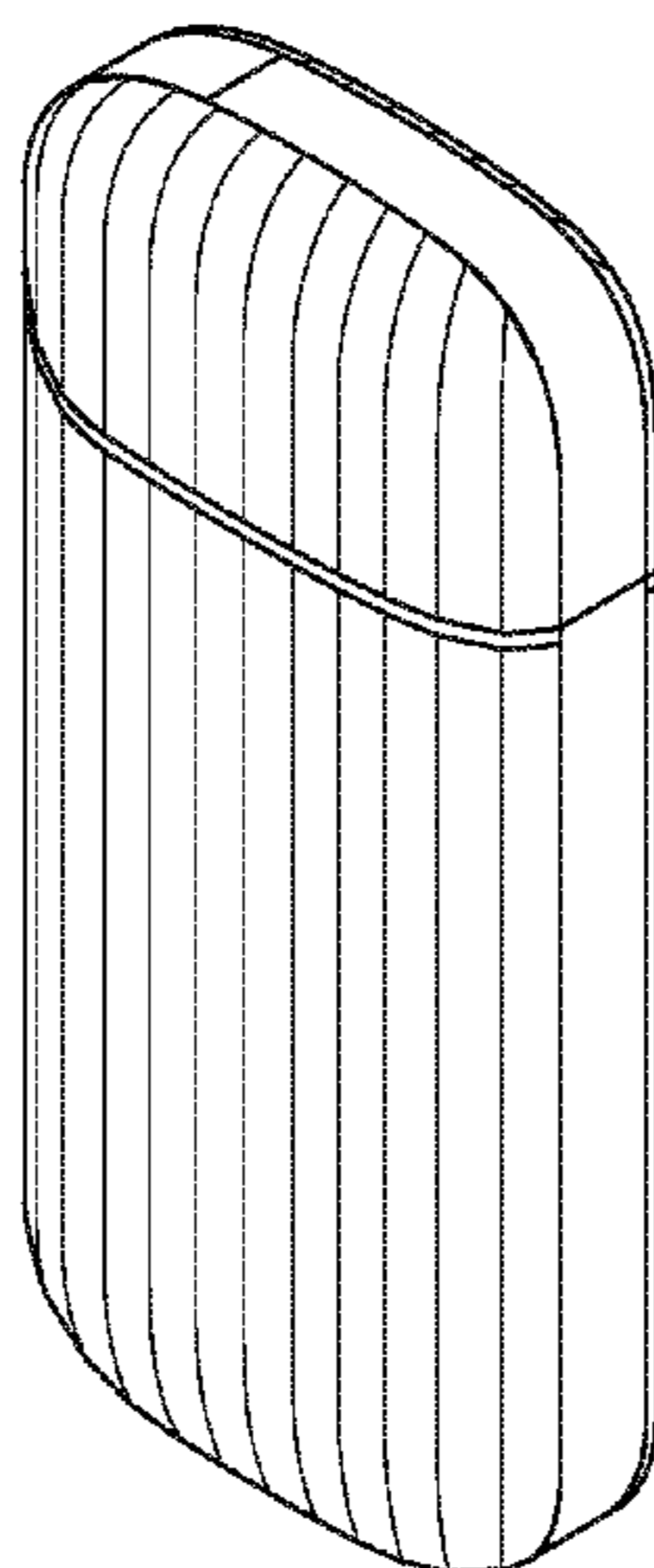
(56) **References Cited**

U.S. PATENT DOCUMENTS

D142,840 S 11/1945 Cutrow  
D143,295 S \* 12/1945 Fisher ..... D27/159

(Continued)

**1 Claim, 6 Drawing Sheets**



(56)

References Cited

U.S. PATENT DOCUMENTS

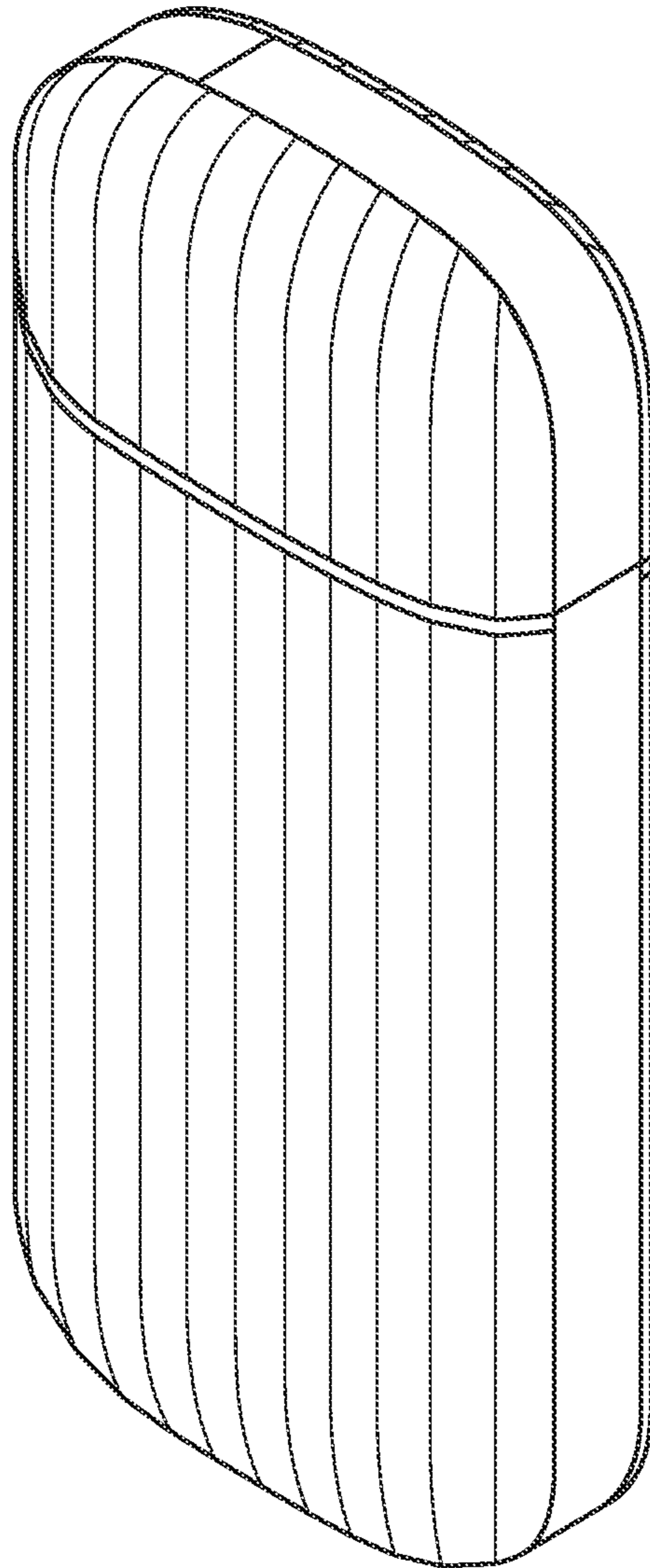
D188,507 S \* 8/1960 Smith ..... D27/159  
 D206,898 S \* 2/1967 Ensign ..... D27/159  
 D281,281 S \* 11/1985 Matalon ..... D28/5  
 D323,292 S \* 1/1992 Jones ..... D9/424  
 5,388,594 A 2/1995 Counts et al.  
 D356,247 S \* 3/1995 Manoukian ..... D9/686  
 5,417,227 A 5/1995 West  
 D371,633 S \* 7/1996 Chenard ..... D27/163  
 D374,817 S \* 10/1996 Bertolini et al. .... D9/727  
 D403,590 S \* 1/1999 Wong ..... D9/529  
 6,532,965 B1 3/2003 Abhulimen et al.  
 D514,741 S \* 2/2006 Cohen Harel ..... D27/157  
 D527,140 S \* 8/2006 Harel ..... D27/141  
 D548,396 S 8/2007 Chen  
 D578,251 S 10/2008 Bertuzzi et al.  
 D596,787 S 7/2009 Heam  
 D613,903 S \* 4/2010 Wu et al. .... D27/189  
 D624,694 S 9/2010 Zande  
 D625,611 S \* 10/2010 Higuchi et al. .... D9/686  
 D642,929 S \* 8/2011 Mansau ..... D9/687  
 D643,294 S \* 8/2011 Thorpe et al. .... D9/521  
 D646,574 S \* 10/2011 Bore ..... D9/529  
 D649,708 S 11/2011 Oneil  
 D656,094 S 3/2012 Wu  
 D677,001 S \* 2/2013 Liu ..... D27/189

D681,268 S \* 4/2013 Wu ..... D27/189  
 D681,269 S \* 4/2013 Wu ..... D27/189  
 D683,898 S 6/2013 Kiu  
 D683,899 S \* 6/2013 Liu ..... D27/189  
 2005/0092625 A1 5/2005 Brizzi et al.  
 2010/0163063 A1 7/2010 Fernando et al.  
 2010/0313901 A1 12/2010 Fernando et al.

OTHER PUBLICATIONS

U.S. Appl. No. 29/453,131, filed Apr. 25, 2013, including 2 pages of specification and 7 pages of drawing sheets.  
 U.S. Appl. No. 29/453,120, filed Apr. 25, 2013, including 2 pages of specification and 5 pages of drawing sheets.  
 U.S. Appl. No. 29/452,905, filed Apr. 23, 2013, including 2 pages of specification and 6 pages of drawing sheets.  
 “English Translation of Notification for the Opinion of Examination”, mailed Jun. 25, 2013, in Taiwanese application No. 101304688 (3 pages).  
 English translation of Notification for the Opinion of Examination for Design Application in Taiwan No. 102302688, issued on Sep. 27, 2013 (2 pages).  
 English translation of Search Report for Design Application in Taiwan No. 102302688, issued on Sep. 25, 2013, and citing prior art document US D578251 (1 page).

\* cited by examiner



**FIG. 1**





FIG. 2



**FIG. 3**

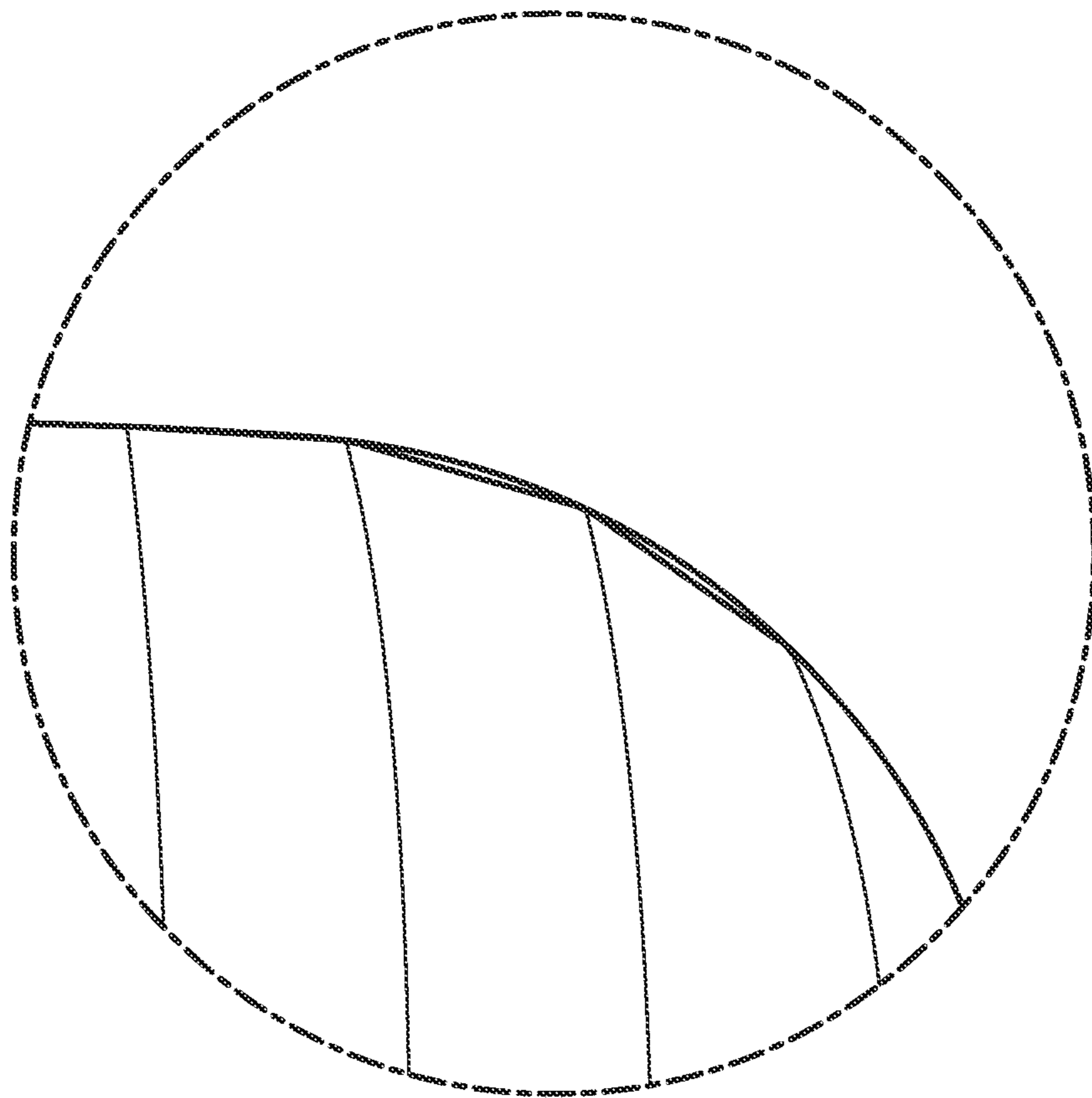


FIG. 4




FIG. 5


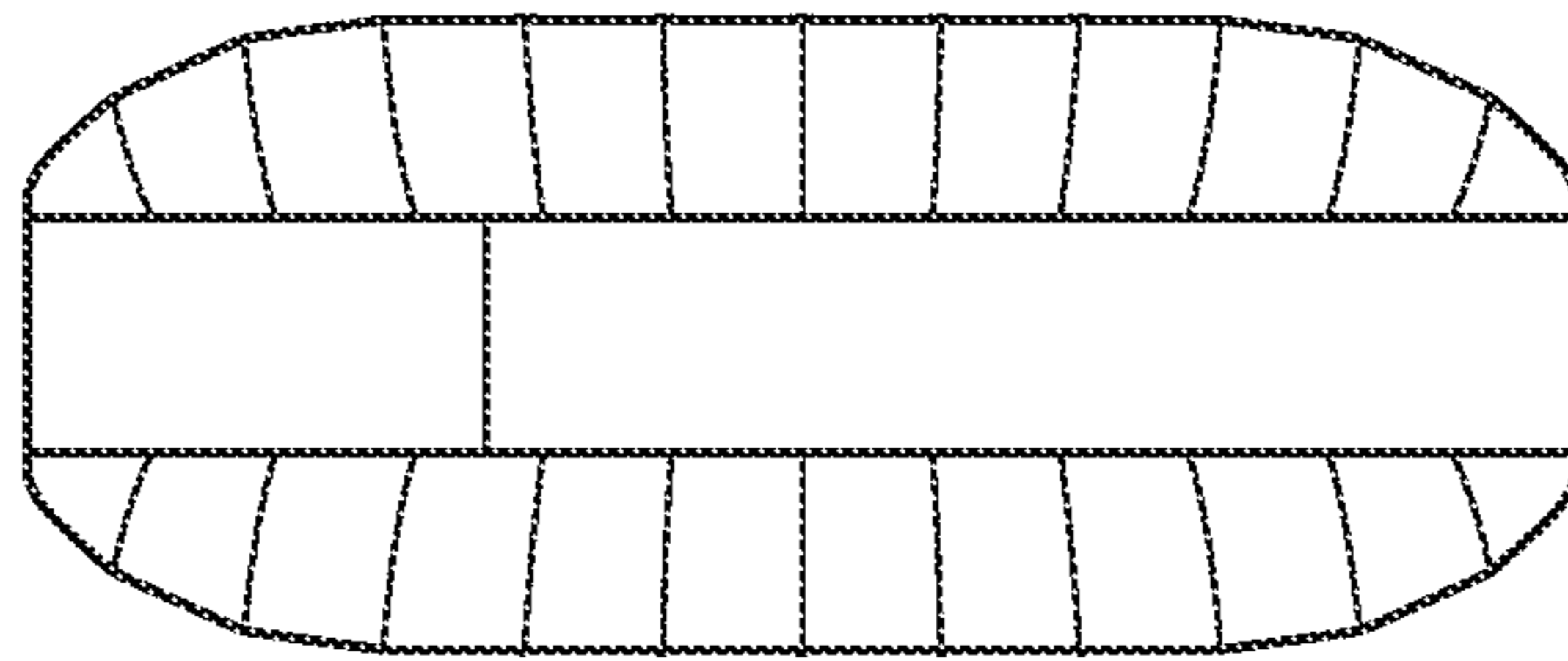
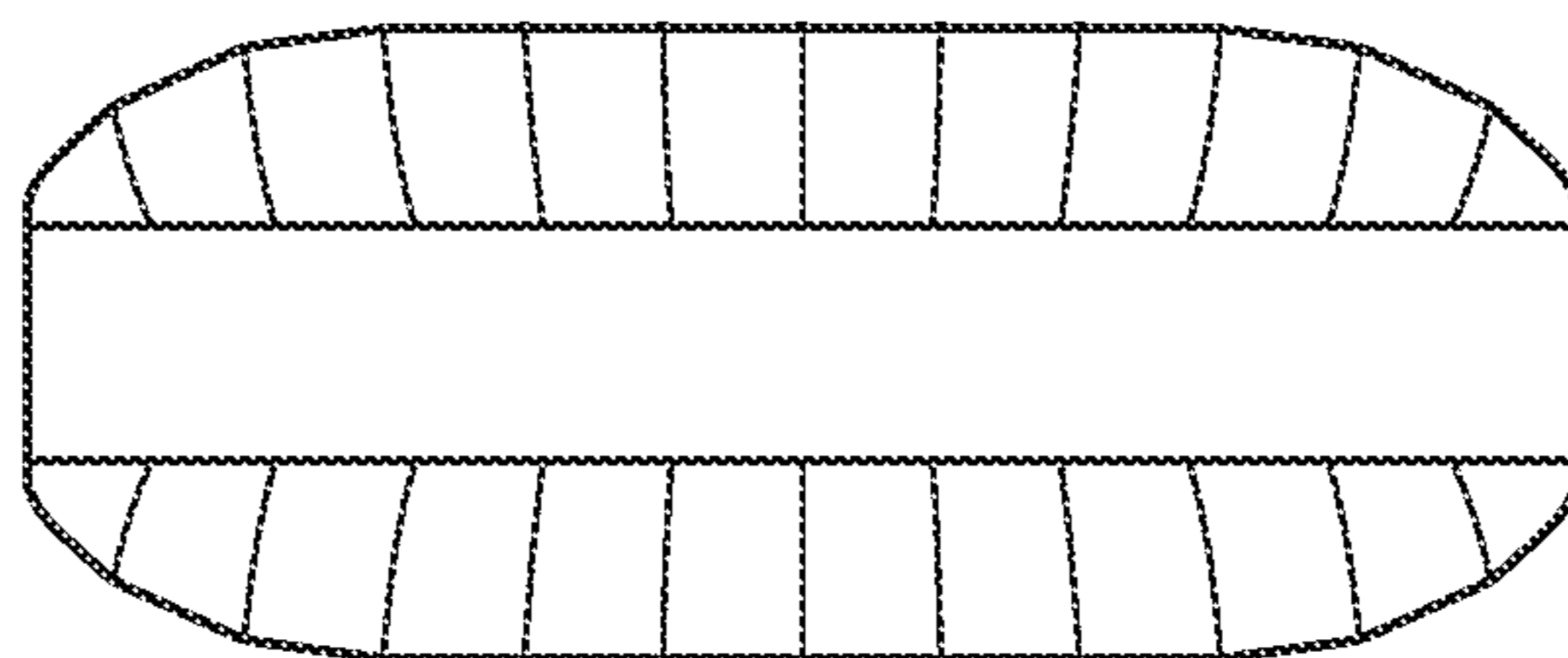


FIG. 6



**FIG. 7**



**FIG. 8**