



US00D700676S

(12) **United States Design Patent**  
**Shoemaker**

(10) **Patent No.:** **US D700,676 S**  
(45) **Date of Patent:** **\*\* Mar. 4, 2014**

- (54) **WORM FISHING LURE**
- (71) Applicant: **Matthew Shoemaker**, Leesburg, GA  
(US)
- (72) Inventor: **Matthew Shoemaker**, Leesburg, GA  
(US)
- (\*\*) Term: **14 Years**
- (21) Appl. No.: **29/461,239**
- (22) Filed: **Jul. 19, 2013**
- (51) **LOC (10) Cl.** ..... **22-05**
- (52) **U.S. Cl.**  
USPC ..... **D22/127**
- (58) **Field of Classification Search**  
USPC ..... D22/126-133; 43/42.06, 42.24, 42.26,  
43/46, 42.28, 37, 42.09, 42.4, 42.39  
See application file for complete search history.

4,592,161	A *	6/1986	Smith et al.	.....	43/42.24
4,856,223	A *	8/1989	Evans	.....	43/42
D336,324	S *	6/1993	Wood	.....	D22/127
D460,801	S	7/2002	Jones		
D500,832	S	1/2005	Richardson et al.		
D615,147	S *	5/2010	Montgomery	.....	D22/127
D640,767	S *	6/2011	Renosky	.....	D22/127
2004/0000086	A1	1/2004	Wetherington et al.		

\* cited by examiner

*Primary Examiner* — Catheri Oliver-Garcia  
(74) *Attorney, Agent, or Firm* — Brian D. Bellamy

(57) **CLAIM**  
The ornamental design for a worm fishing lure, as shown.

**DESCRIPTION**

FIG. 1 is a top perspective view of a worm fishing lure showing my new design;  
FIG. 2 is a top plan view thereof, the bottom side being a mirror image thereof;  
FIG. 3 is a rear elevational view thereof, the front side being a mirror image thereof;  
FIG. 4 is a right side elevational view thereof; and,  
FIG. 5 is a left side elevational view thereof.

**1 Claim, 1 Drawing Sheet**

- (56) **References Cited**  
U.S. PATENT DOCUMENTS  
  
2,979,850 A 4/1961 Lund  
3,349,513 A 10/1967 Jeff

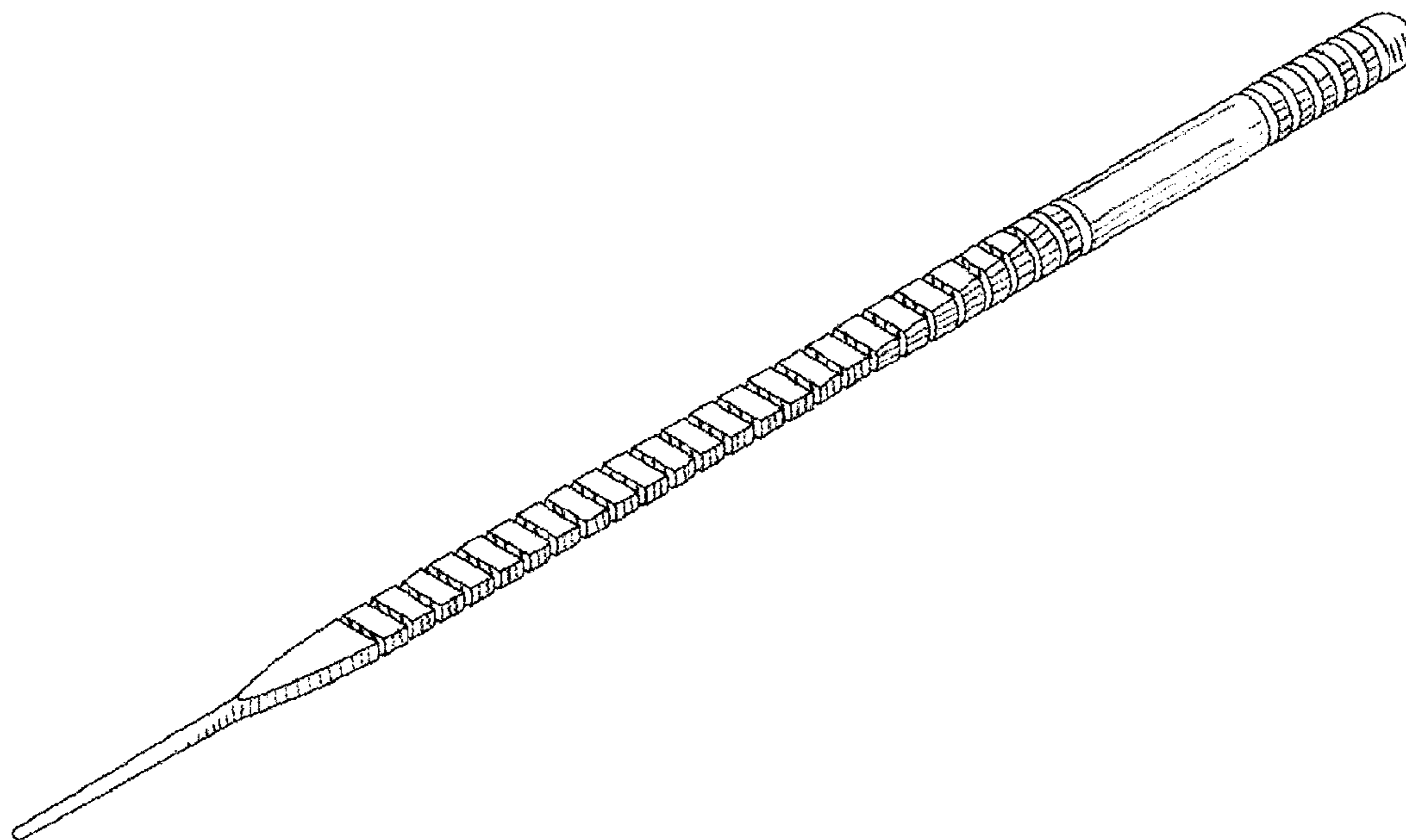




Fig. 2

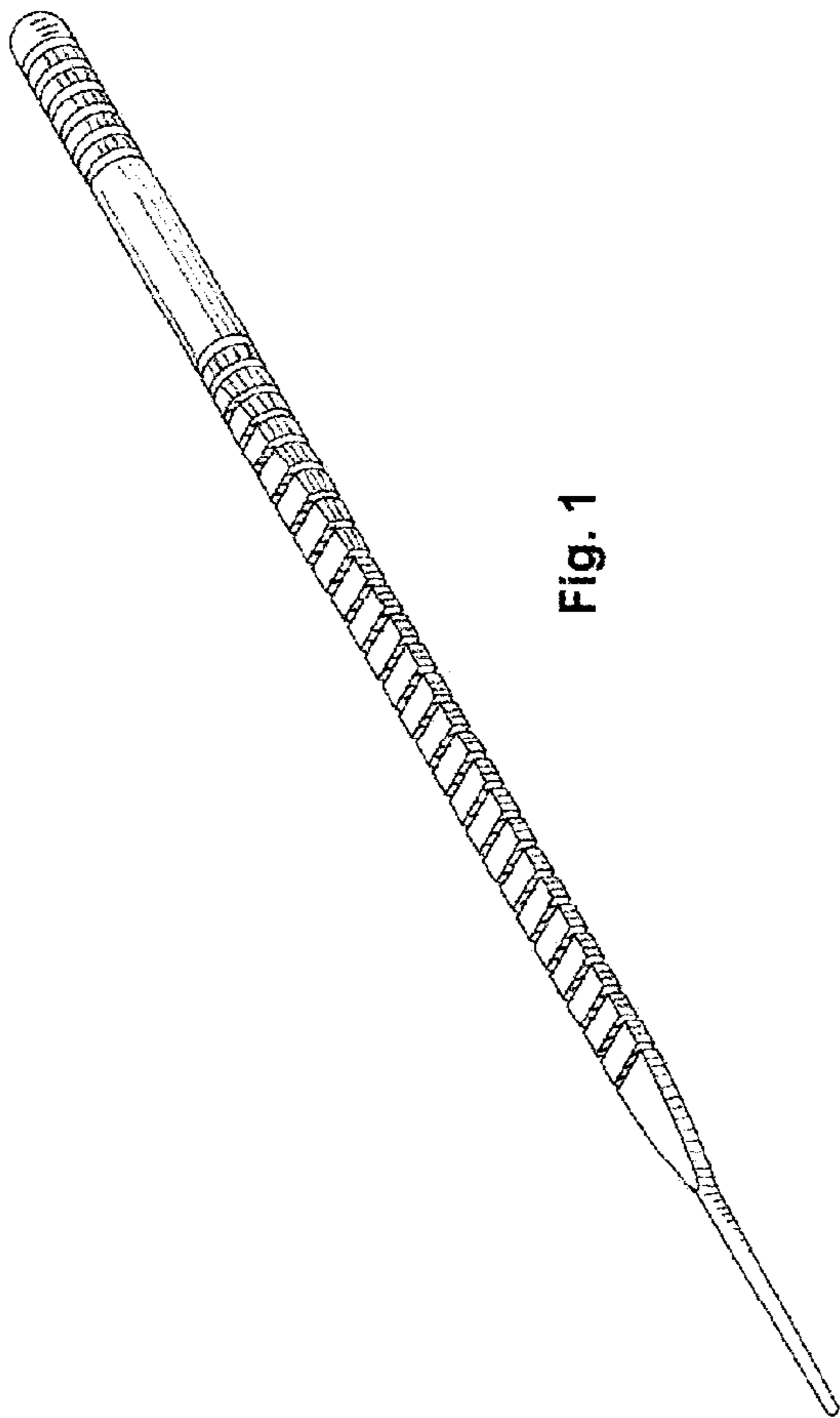


Fig. 1

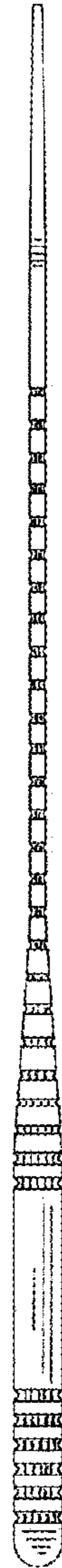


Fig. 3



Fig. 4

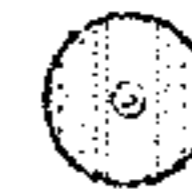


Fig. 5