

US00D700669S

(12) **United States Design Patent**
Salvador et al.

(10) **Patent No.:** **US D700,669 S**
(45) **Date of Patent:** **** Mar. 4, 2014**

(54) **HOCKEY GOALIE SLIDE BOARD**
(75) Inventors: **Bryce Salvador**, Westfield, NJ (US);
Brian Michael McKinney, Lakeville,
MN (US); **Zachary Allen Sikich**,
Minneapolis, MN (US)
(73) Assignee: **Gardien Engineering, LLC**, Lakeville,
MN (US)
(**) Term: **14 Years**

6,364,790	B1 *	4/2002	Carrie et al.	473/422
6,488,600	B1 *	12/2002	Gordon	473/490
D495,016	S *	8/2004	Nudo	D21/698
D496,702	S *	9/2004	Nudo	D21/698
6,846,252	B2 *	1/2005	Nudo	473/446
D513,774	S *	1/2006	Nudo	D21/698
7,713,061	B1 *	5/2010	Albertini	434/252
8,182,373	B2 *	5/2012	Delorme	473/446
8,282,502	B1 *	10/2012	Angstead et al.	473/278
8,469,841	B1 *	6/2013	Giauque et al.	473/446
2005/0116409	A1 *	6/2005	Wu	273/108.1

* cited by examiner

(21) Appl. No.: **29/394,442**

Primary Examiner — Catherine Tuttle

(22) Filed: **Jun. 16, 2011**

(74) *Attorney, Agent, or Firm* — Thompson Coburn LLP

(51) **LOC (10) Cl.** **21-02**

(57) **CLAIM**

(52) **U.S. Cl.**
USPC **D21/698; D21/699**

The ornamental design for a hockey goalie slide board, as shown and described.

(58) **Field of Classification Search**
USPC D21/312–323, 334, 339, 355, 365–367,
D21/385, 397, 698, 706, 791, 792; 473/164,
473/218, 266, 270, 273, 278, 415, 416, 422,
473/431, 434, 446, 452, 471, 476, 478,
473/490; 273/108.1, 108.5, 127 R, 127 B,
273/277, 281, 287, 309, 441; 434/247, 252
See application file for complete search history.

DESCRIPTION

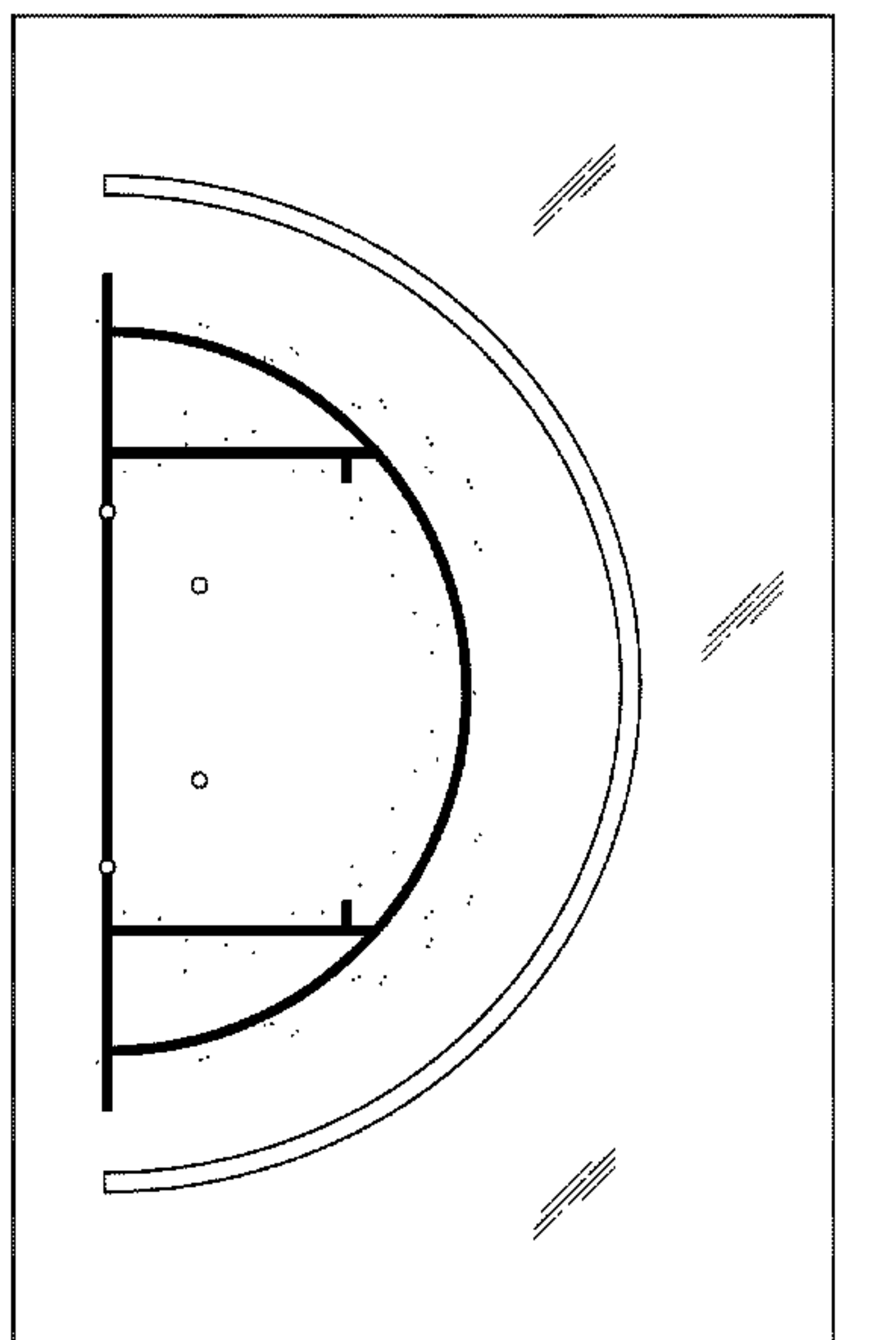
(56) **References Cited**

U.S. PATENT DOCUMENTS

D175,419	S *	8/1955	Kent	D21/792
3,342,495	A *	9/1967	Wasley	473/164
3,554,549	A *	1/1971	Grabowski	273/108.1
3,580,584	A *	5/1971	Trosko	473/218
4,497,483	A *	2/1985	Ahlgren	472/90
D321,726	S *	11/1991	Page	D21/366
D353,433	S *	12/1994	Erdoes et al.	D21/792
5,827,072	A *	10/1998	Neufer et al.	434/416
5,853,172	A *	12/1998	Yetken	273/108.5
5,954,592	A *	9/1999	Laffer et al.	473/220
6,059,673	A *	5/2000	Mason	473/478

FIG. 1 is a plan view of our new design for a hockey goalie slide board incorporating a graphic of the hockey goal crease area, a removable arcuate bumper, and four circular bumpers in the crease area;
FIG. 2 is a length-wise side view thereof;
FIG. 3 is a width-wise side view thereof, the opposing view being a mirror image thereof;
FIG. 4 is the length-wise side elevation view opposite to FIG. 2;
FIG. 5 is a plan view shown with the arcuate bumper removed for clarity;
FIG. 6 is an enlarged scale plan view of the region of FIG. 5 indicated by rectangle 6; and,
FIG. 7 is an enlarged scale plan view of the region of FIG. 5 indicated by rectangle 7.
The broken lines delineating the areas of enlargement in FIGS. 5-7 form no part of the claimed design.

1 Claim, 4 Drawing Sheets



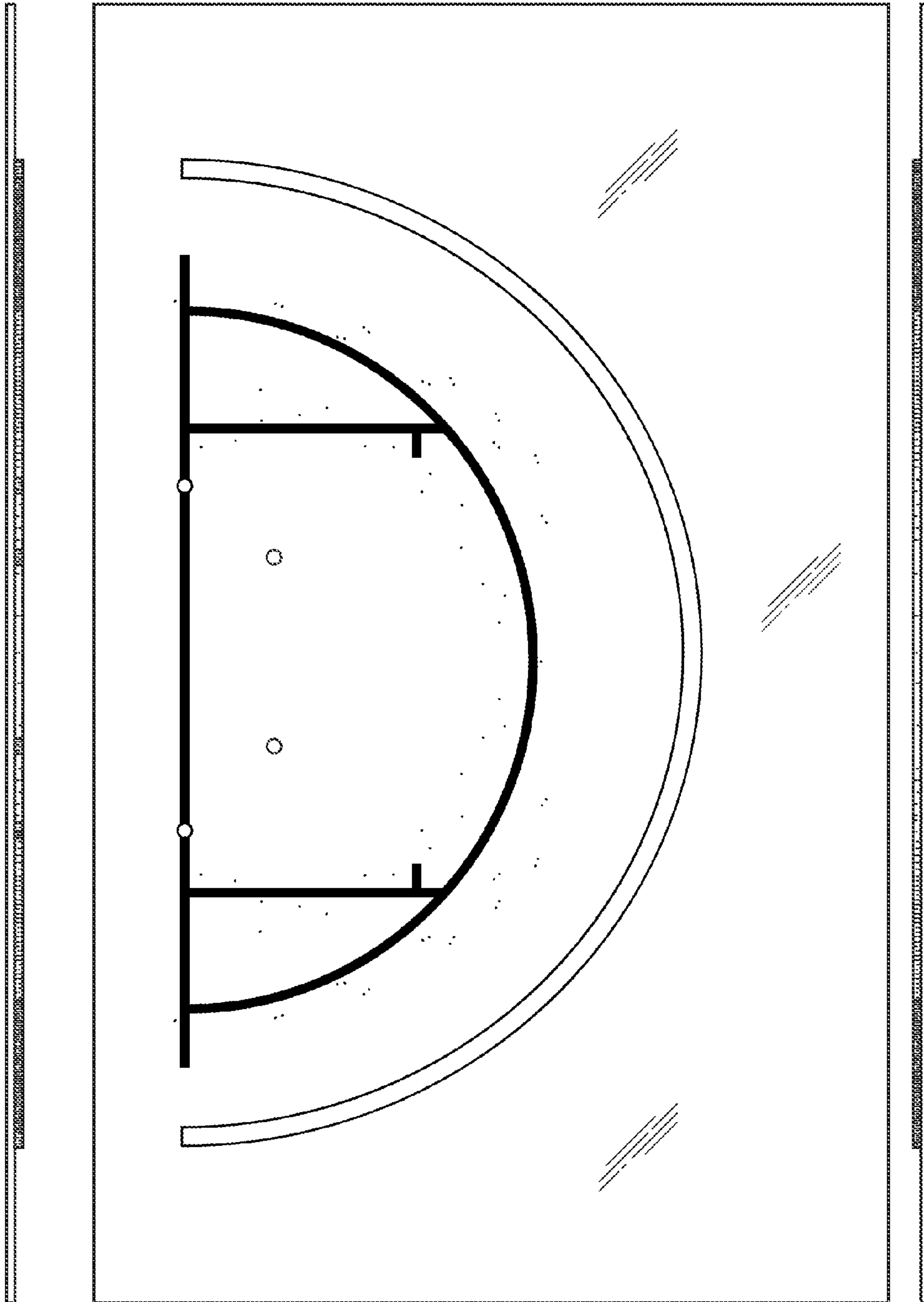


FIG. 4

FIG. 1

FIG. 2

FIG. 3

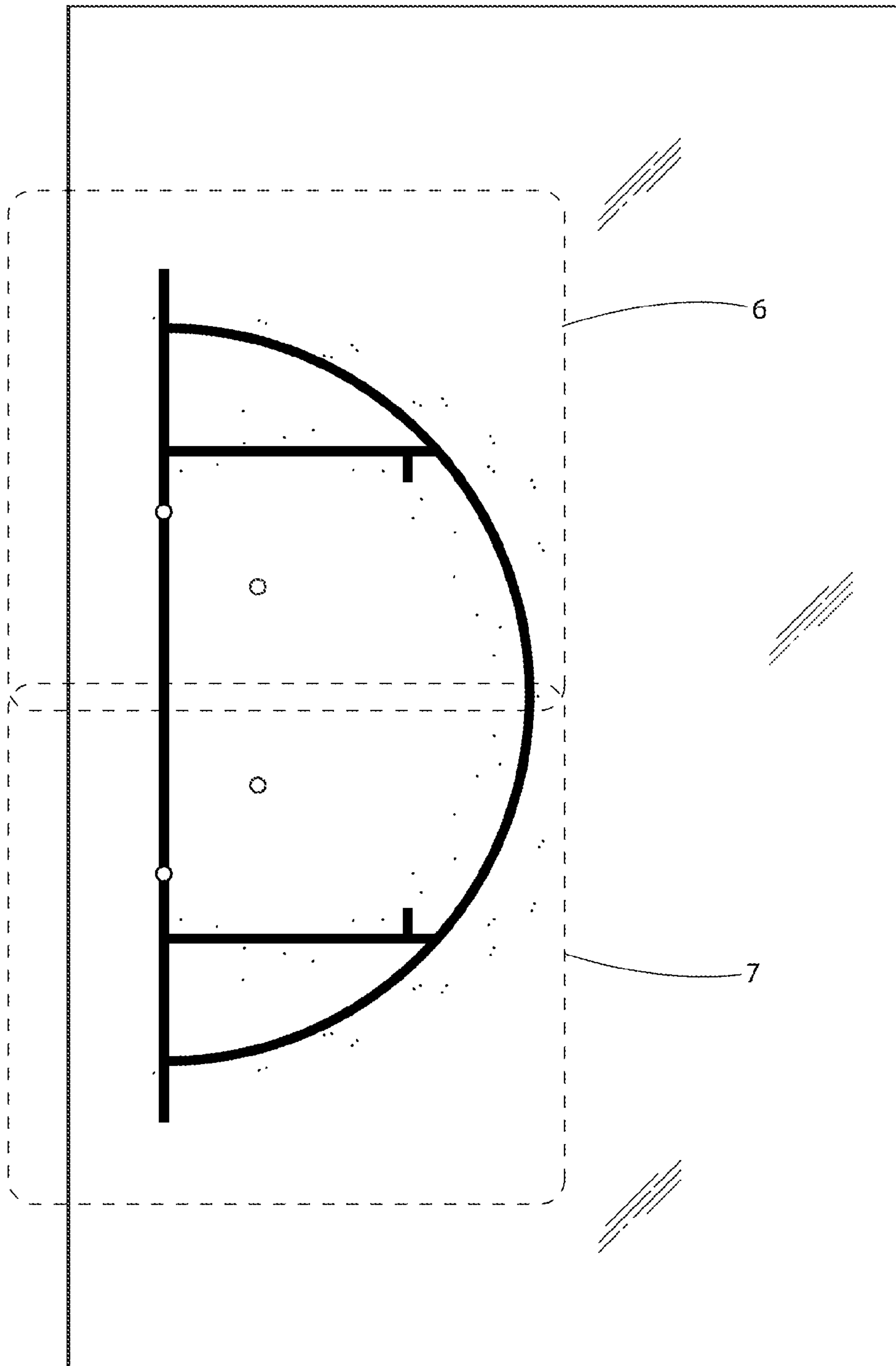


FIG. 5

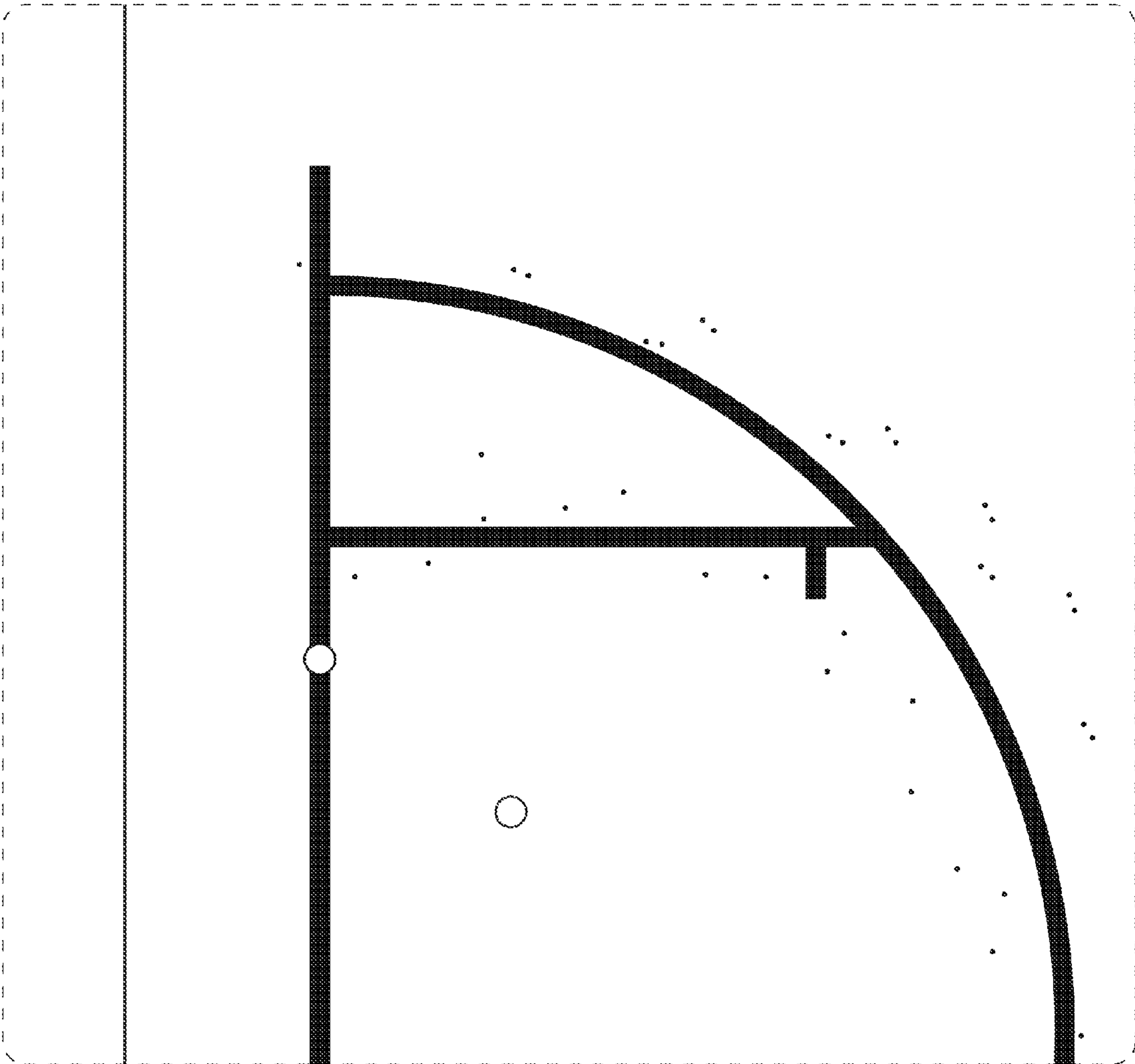


FIG. 6

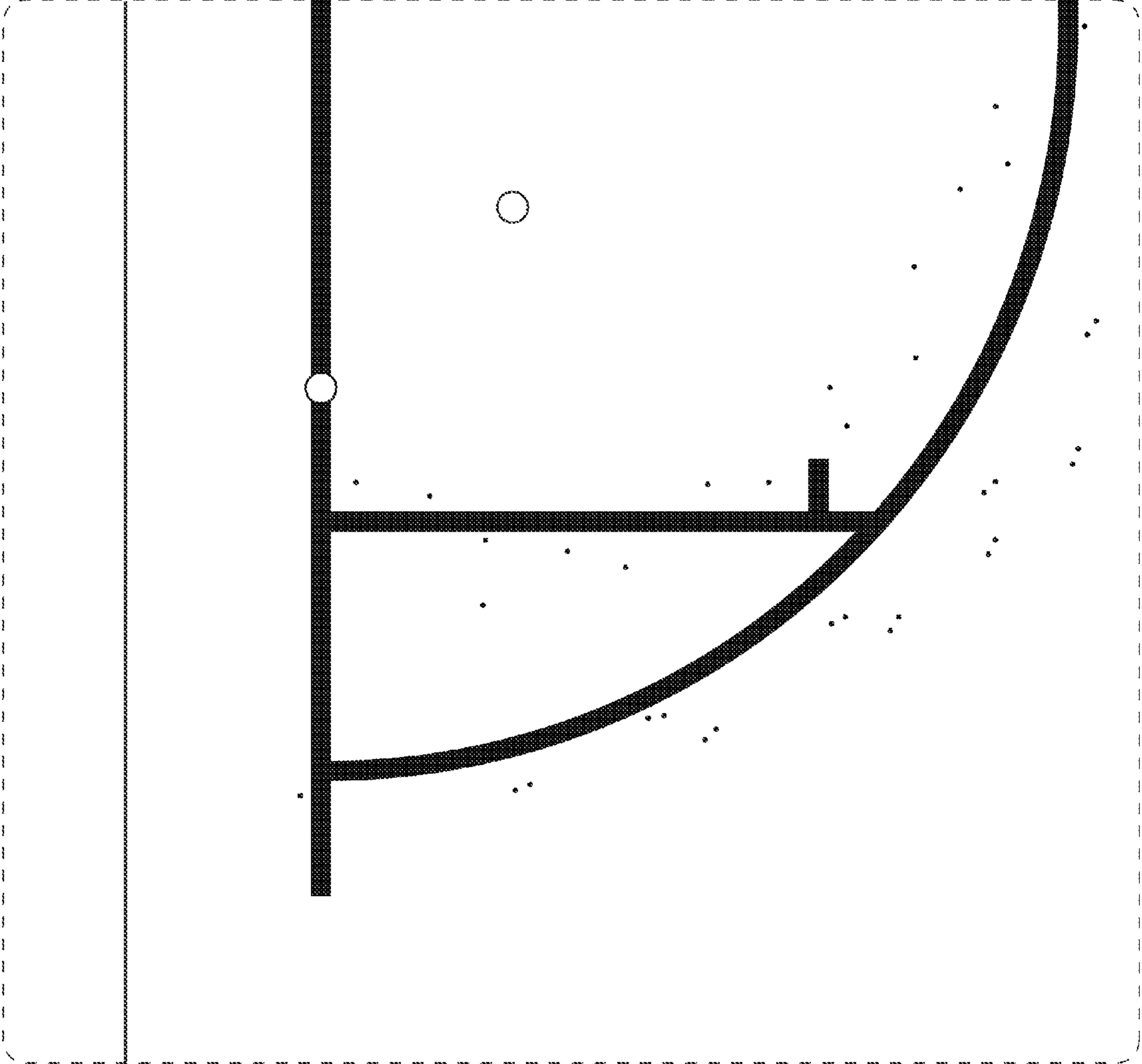


FIG. 7