



US00D700655S

(12) **United States Design Patent**
Pascale

(10) **Patent No.:** **US D700,655 S**
(45) **Date of Patent:** **** Mar. 4, 2014**

(54) **KNIGHT STATIONARY TAB**

(76) Inventor: **Steven Patrick Pascale**, San Clemente,
CA (US)

(**) Term: **14 Years**

(21) Appl. No.: **29/421,632**

(22) Filed: **Aug. 27, 2012**

(51) **LOC (10) Cl.** **19-99**

(52) **U.S. Cl.**
USPC **D19/99**

(58) **Field of Classification Search**
USPC D1/106-110, 113; D11/78.1, 132-136,
D11/158, 160; D19/52, 65, 99, 100;
D20/29-32, 35, 40; 24/67 R, 67.1, 67.3,
24/67.9, 67.11, 552, 563
See application file for complete search history.

(56) **References Cited**

U.S. PATENT DOCUMENTS

D24,364 S *	6/1895	Keller	D1/109
D57,347 S *	3/1921	Jacobsen	D11/170
D329,403 S *	9/1992	Trefsgar	D11/131
D329,404 S *	9/1992	Trefsgar	D11/131
D520,250 S *	5/2006	Hill	D6/305
D525,039 S *	7/2006	Hill	D6/305
D632,335 S *	2/2011	Pascale	D19/65
D632,336 S *	2/2011	Pascale	D19/65
D632,337 S *	2/2011	Pascale	D19/65
D632,737 S *	2/2011	Pascale	D19/65
D647,390 S *	10/2011	Goodman et al.	D8/372

D667,884 S * 9/2012 Pascale D19/65

* cited by examiner

Primary Examiner — Elizabeth Albert

(57) **CLAIM**

The ornamental design for a knight stationery tab, as shown and described.

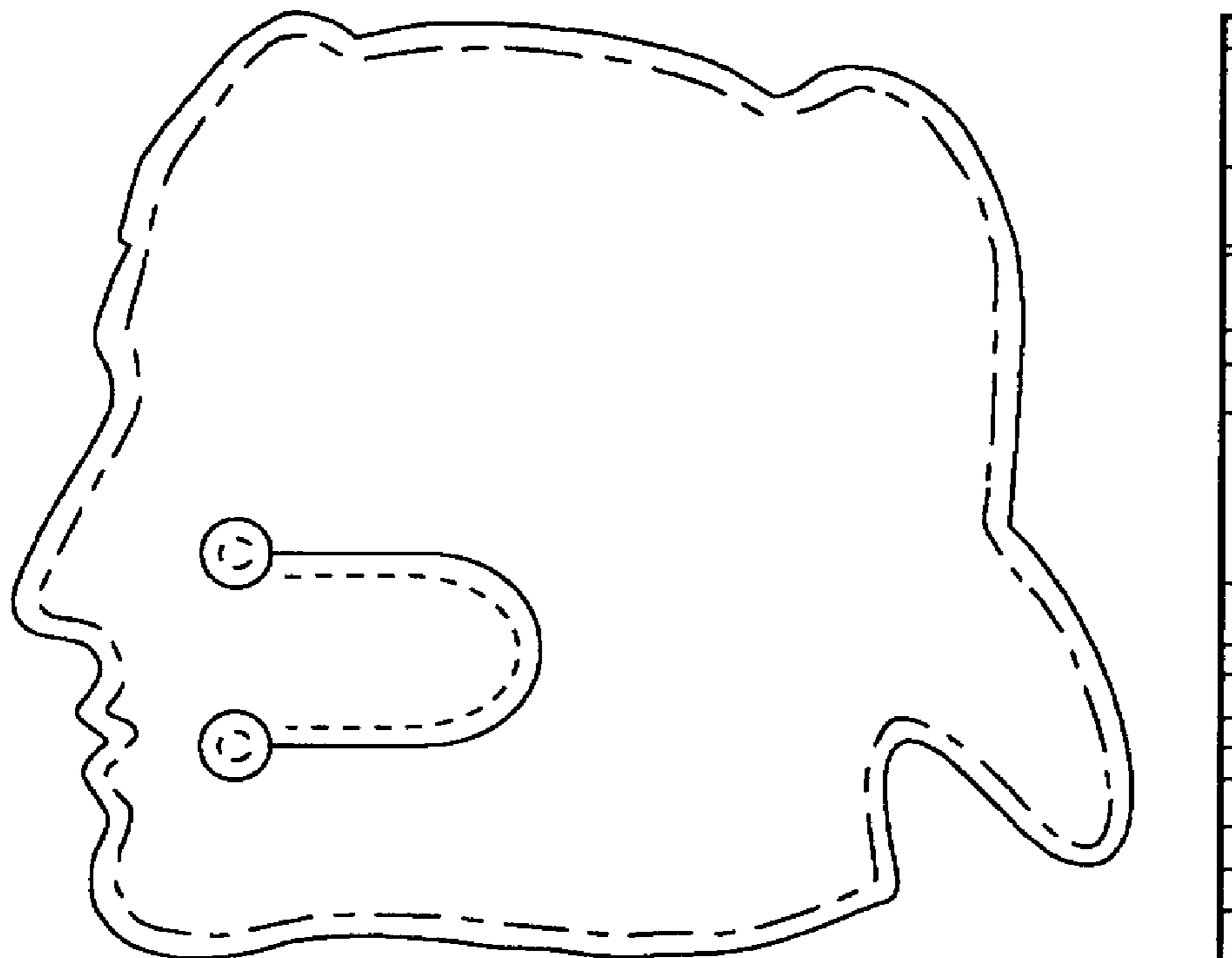
DESCRIPTION

FIG. 1 is a front view of the knight stationery tab in accordance with my new design,
FIG. 2 is a rear view of the knight stationery tab shown in FIG. 1;
FIG. 3 is a perspective view of the rear of the knight stationery tab shown in FIG. 2;
FIG. 4 is a left side view of the knight stationery tab shown in FIG. 1;
FIG. 5 is a right side view of the knight stationery tab shown in FIG. 1;
FIG. 6 is a top view of the knight stationery tab shown in FIG. 1; and,
FIG. 7 is a bottom view of the knight stationery tab shown in FIG. 1.

The long and short broken lines around the inside edge of the knight stationery tab define the bounds of the claimed design and form no part thereof.

The evenly spaced broken lines showing the clip and apertures in the middle of the knight stationery tab are included to show features that form no part of the claimed design.

1 Claim, 7 Drawing Sheets



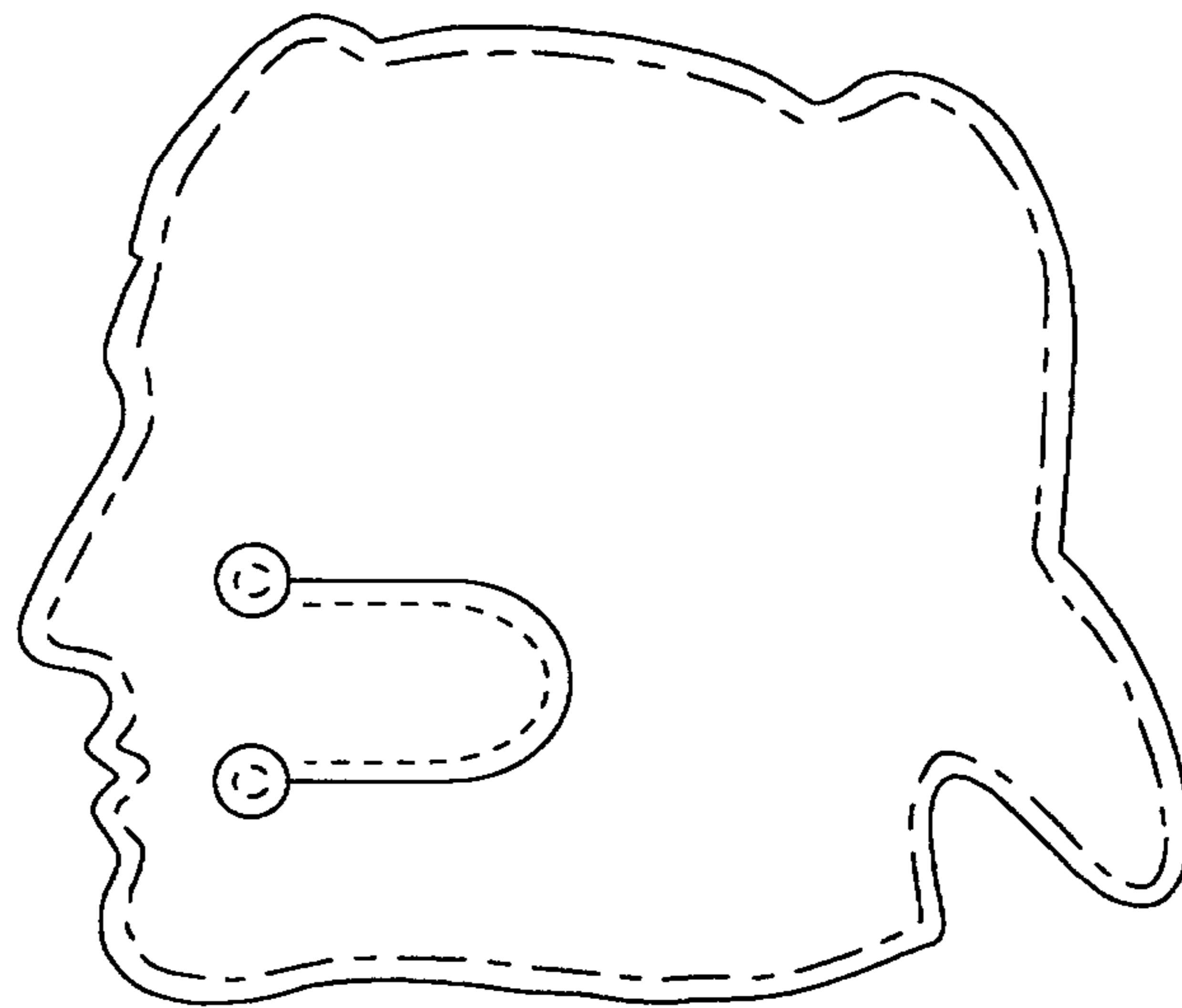


Fig. 1

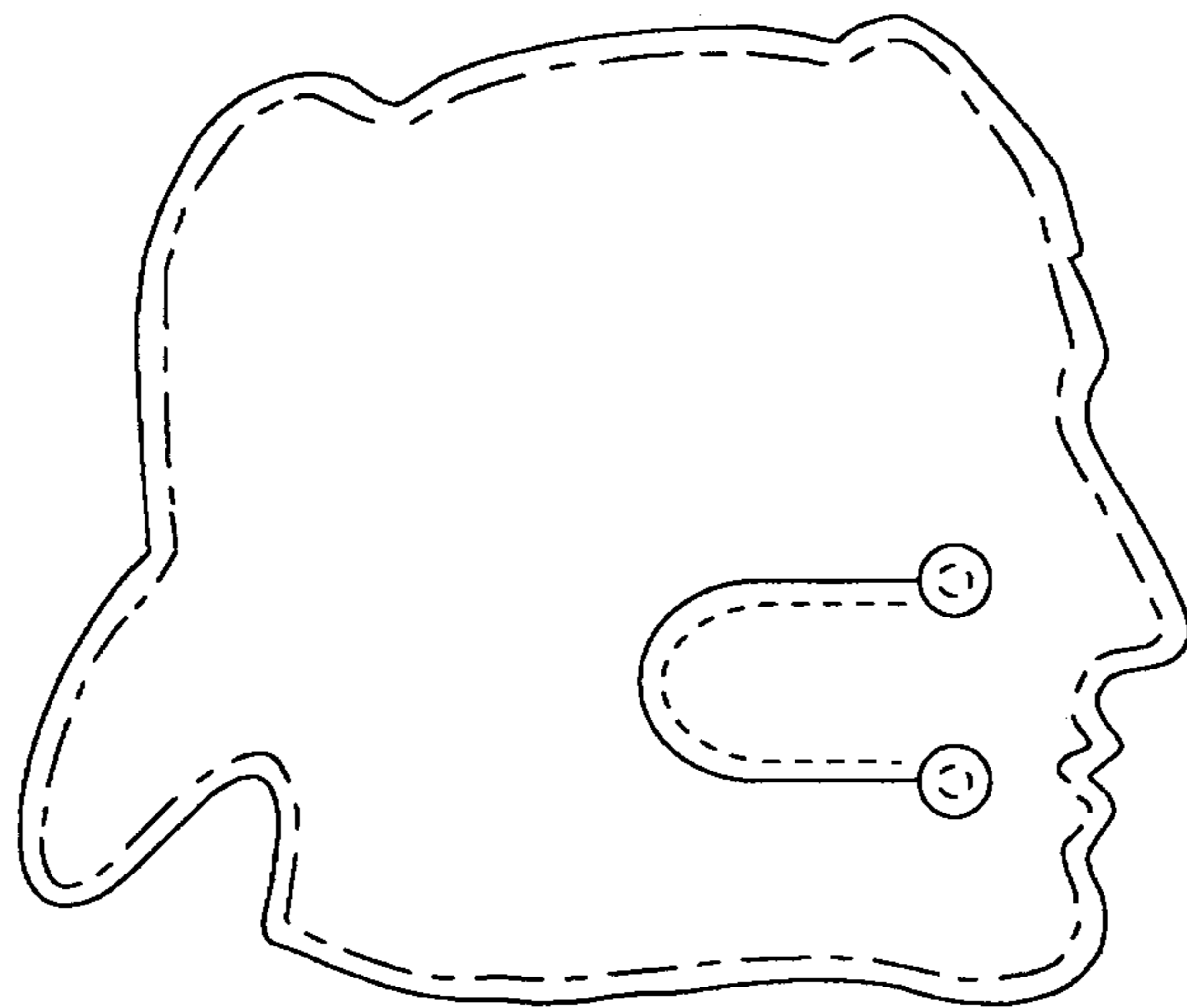


Fig. 2



Fig. 3



Fig. 4



Fig. 5




Fig. 6




Fig. 7