



US00D700651S

(12) **United States Design Patent**
Tovar

(10) **Patent No.:** **US D700,651 S**

(45) **Date of Patent:** **** Mar. 4, 2014**

(54) **LABEL SHEET**

(71) Applicant: **Cecilia Zarzosa Tovar**, Ontario (CA)

(72) Inventor: **Cecilia Zarzosa Tovar**, Ontario (CA)

(**) Term: **14 Years**

(21) Appl. No.: **29/460,312**

(22) Filed: **Jul. 9, 2013**

(51) **LOC (10) Cl.** **19-01**

(52) **U.S. Cl.**
USPC **D19/1**

(58) **Field of Classification Search**

USPC D19/1-10; 40/124.01-124.15, 672,
40/661, 726, 776, 617, 633, 360, 638;
229/72, 92, 92.1, 300-303; 283/72,
283/74-75, 103, 105, 106, 67, 81, 101;
206/449, 232; D21/385; D20/10, 22,
D20/27, 40, 42, 99; D14/435-437

See application file for complete search history.

(56) **References Cited**

U.S. PATENT DOCUMENTS

D448,404 S *	9/2001	Hamilton et al.	D19/1
D496,405 S *	9/2004	Stewart et al.	D20/27
D500,524 S *	1/2005	Stewart et al.	D20/27
D503,197 S *	3/2005	Stewart et al.	D20/27
D521,565 S *	5/2006	Stewart et al.	D20/27
D584,352 S *	1/2009	Ali et al.	D19/1
D638,468 S *	5/2011	Taghavi et al.	D19/1

D640,738 S *	6/2011	Jain et al.	D19/1
D671,986 S *	12/2012	Kott	D19/1
D676,486 S *	2/2013	Haas	D19/1
D681,109 S *	4/2013	Kott	D19/1
D683,399 S *	5/2013	Kott	D19/1
D683,789 S *	6/2013	Srinivasan et al.	D19/1

* cited by examiner

Primary Examiner — Caron D Veynar

Assistant Examiner — Abraham Bahta



(57) **CLAIM**

The ornamental design for a label sheet, as shown and described.

DESCRIPTION

FIG. 1 is a perspective front view of a first embodiment of a label sheet;
 FIG. 2 is a front elevation view of the label sheet of FIG. 1;
 FIG. 3 is a rear elevation view of the label sheet of FIG. 1;
 FIG. 4 is a left side elevation view of the label sheet of FIG. 1, the right side is a mirror image thereof;
 FIG. 5 is a top elevation view of the label sheet of FIG. 1, the bottom is a mirror image thereof;
 FIG. 6 is a perspective front view of a second embodiment of a label sheet;
 FIG. 7 is a front elevation view of the label sheet of FIG. 6;
 FIG. 8 is a rear elevation view of the label sheet of FIG. 6;
 FIG. 9 is a left side elevation view of the label sheet of FIG. 6, the right side is a mirror image thereof; and,
 FIG. 10 is a top elevation view of the label sheet of FIG. 6, the bottom is a mirror image thereof.

1 Claim, 4 Drawing Sheets






FIG. 1

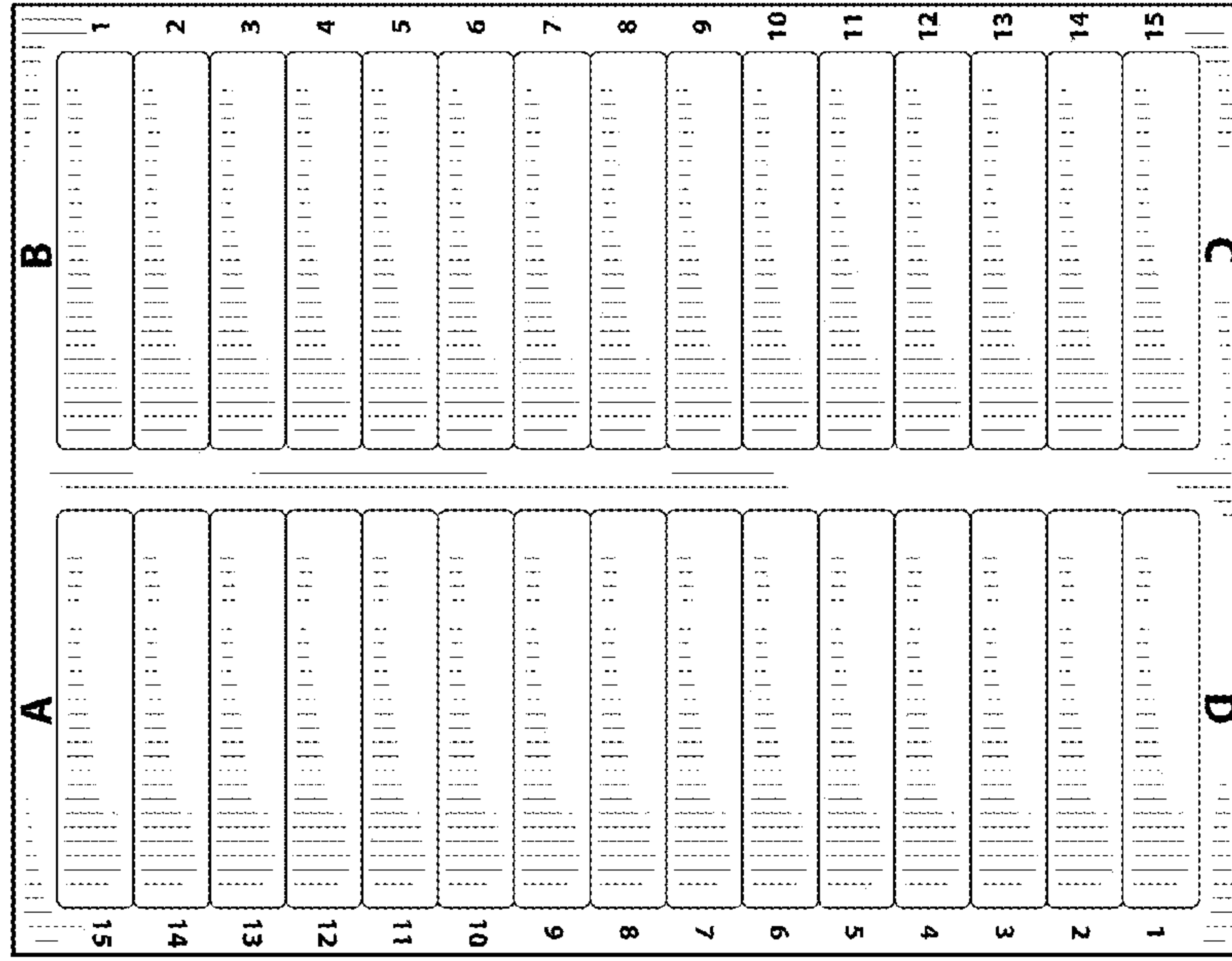


FIG. 2




FIG. 3



FIG. 4




FIG. 5

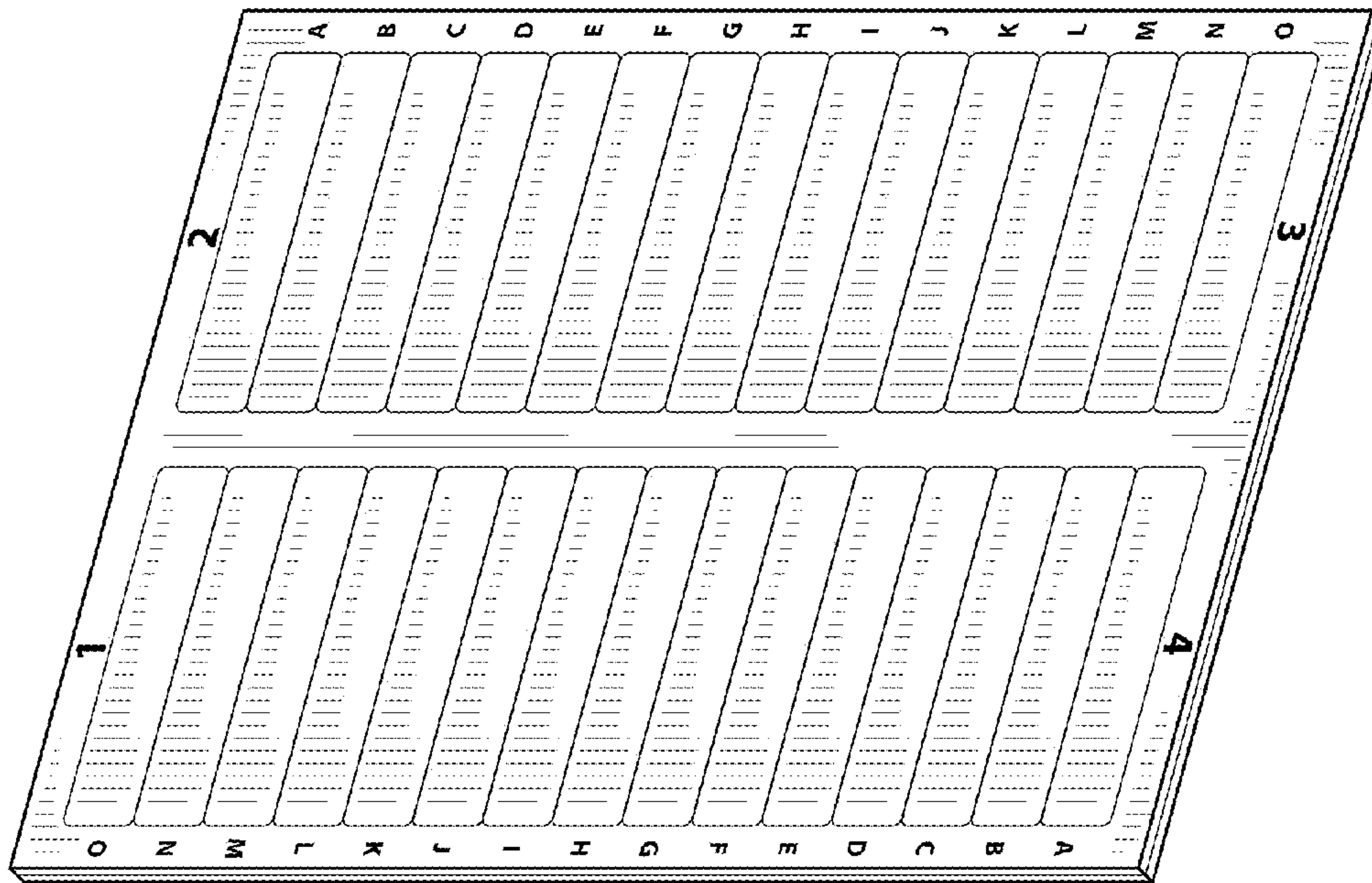


FIG. 6

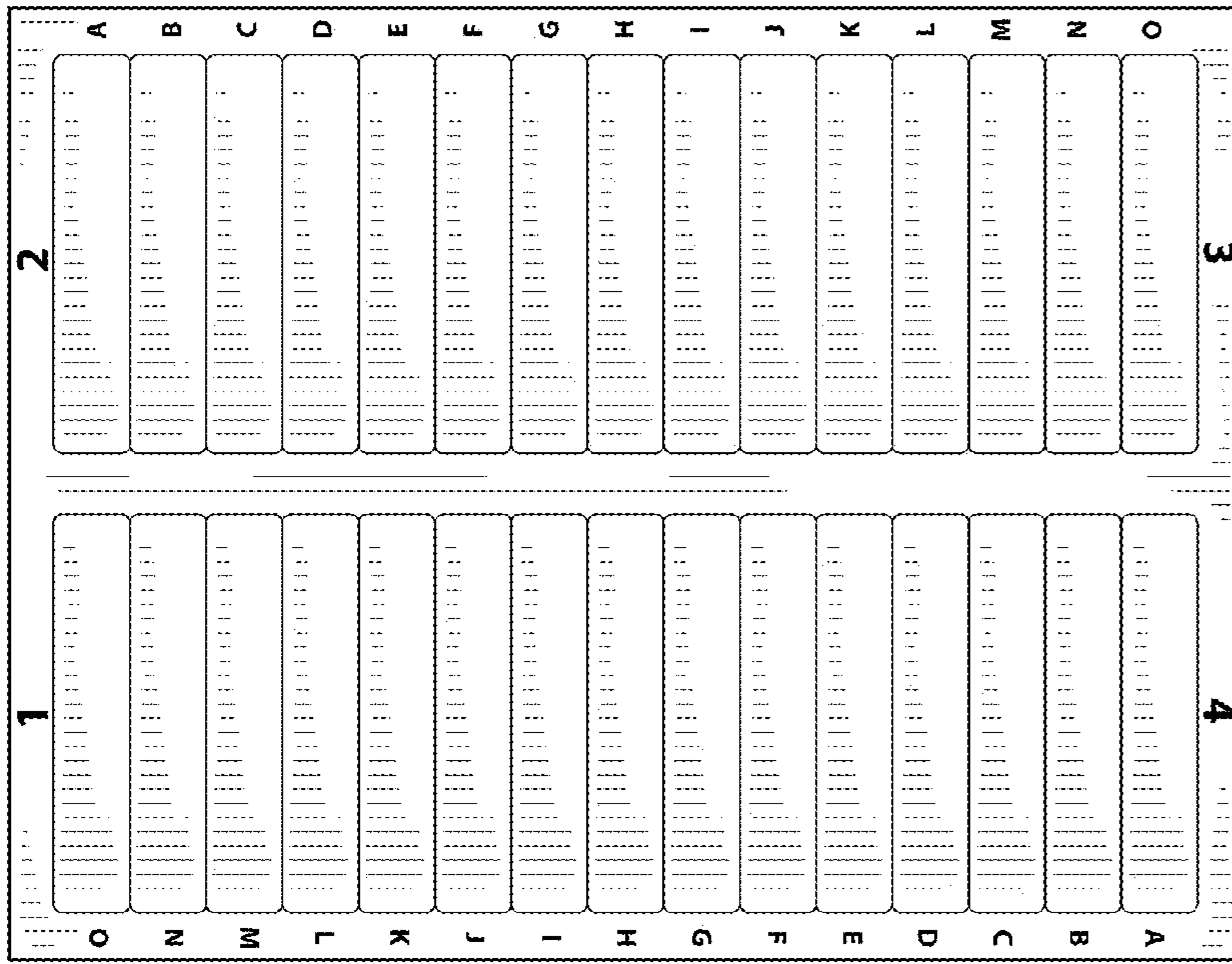


FIG. 7




FIG. 8




FIG. 9




FIG. 10