



US00D700649S

(12) **United States Design Patent**
Kimble

(10) **Patent No.:** **US D700,649 S**
(45) **Date of Patent:** **** Mar. 4, 2014**

(54) **LABEL PRINTING DEVICE**
(71) Applicant: **Ross Kimble**, Crawfordsville, IN (US)
(72) Inventor: **Ross Kimble**, Crawfordsville, IN (US)
(**) Term: **14 Years**
(21) Appl. No.: **29/421,895**
(22) Filed: **Oct. 15, 2012**
(51) **LOC (10) Cl.** **18-99**
(52) **U.S. Cl.**
USPC **D18/19**
(58) **Field of Classification Search**
USPC D18/14, 19, 52; D10/41; D16/200;
62/125; 101/93.04, 327; 156/384, 574,
156/579; 235/462.45; 347/109; 400/88,
400/691-694
See application file for complete search history.

6,817,192 B2 * 11/2004 Ector et al. 62/125
D503,190 S * 3/2005 Hattori D18/19
D522,571 S * 6/2006 Senda et al. D18/54
D532,448 S * 11/2006 Lim et al. D18/50
7,153,051 B2 * 12/2006 Takahashi 400/691
7,182,534 B2 * 2/2007 Proulx et al. 400/693
D553,513 S * 10/2007 Takeda et al. D10/41
D556,253 S * 11/2007 Hong et al. D18/50
D556,606 S * 12/2007 Stauffer et al. D10/41
D558,820 S * 1/2008 Hong et al. D18/50
D559,303 S * 1/2008 Hongo D18/19
D594,504 S * 6/2009 Hattori D18/19
D601,182 S * 9/2009 Mita et al. D18/19
D606,573 S * 12/2009 Testa et al. D16/200
D613,623 S * 4/2010 Liang D10/41
D641,393 S * 7/2011 Kim et al. D18/14
8,156,989 B2 * 4/2012 Allen et al. 156/574
D685,415 S * 7/2013 Kinoshita et al. D18/54

* cited by examiner

Primary Examiner — Cathy A MacCormac

(56) **References Cited**

U.S. PATENT DOCUMENTS

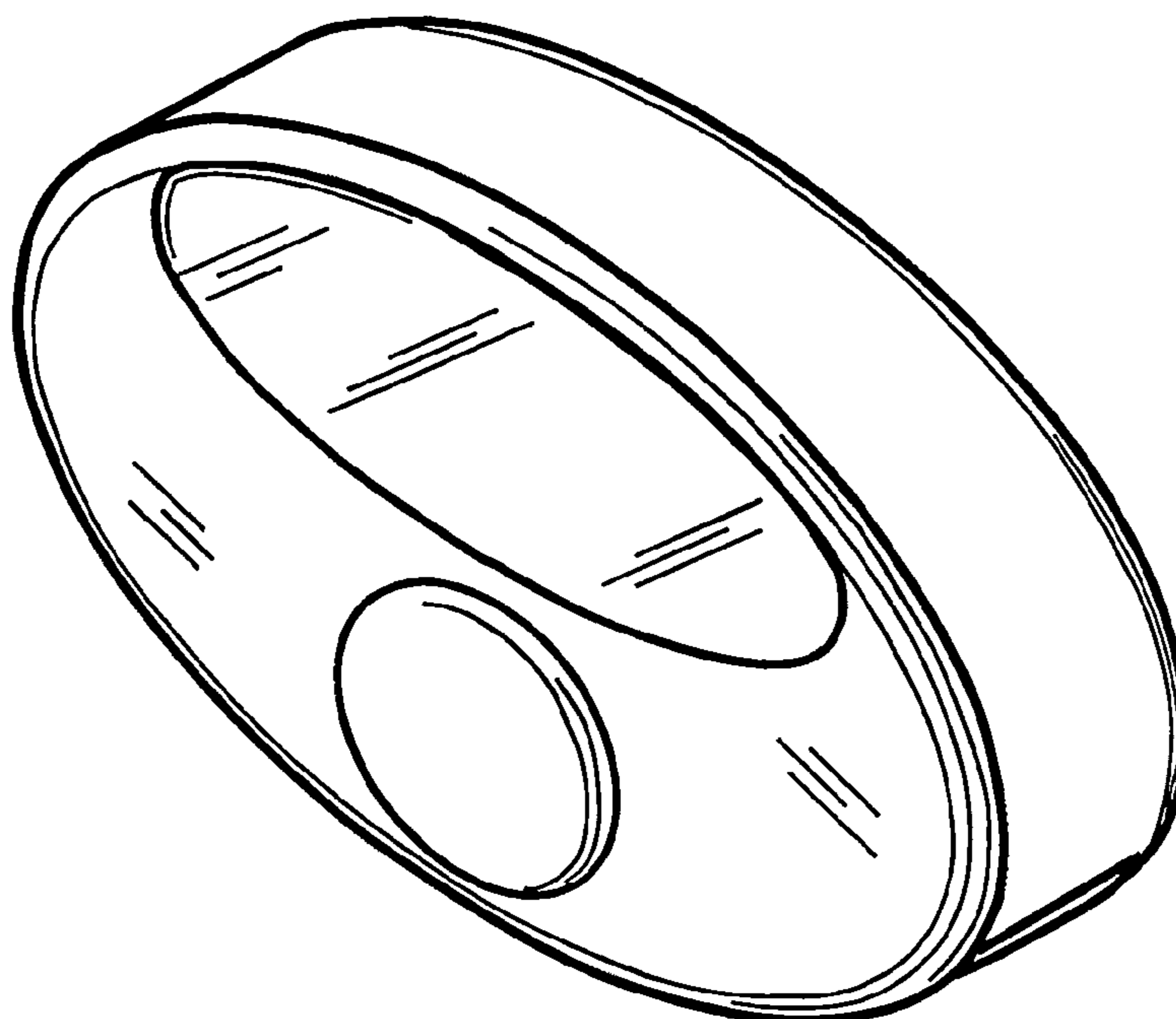
D238,055 S * 12/1975 Seshimo D10/38
5,063,508 A * 11/1991 Yamada et al. 235/462.45
5,065,002 A * 11/1991 Tashiro et al. 235/472.02
D323,848 S * 2/1992 Shigemura D18/14
5,224,786 A * 7/1993 Takagi et al. 400/621
D344,537 S * 2/1994 Tsuchida et al. D18/19
5,493,107 A * 2/1996 Gupta et al. 235/383
D389,510 S * 1/1998 Mimoto D18/19
D452,698 S * 1/2002 Shinano D18/14
D471,116 S * 3/2003 Suzuki D10/40
D479,262 S * 9/2003 Chaput D18/19
D489,082 S * 4/2004 Nakaeda et al. D18/19

(57) **CLAIM**
The ornamental design for a label printing device, as shown.

DESCRIPTION

FIG. 1 is a front perspective view of a label printing device showing my new design;
FIG. 2 is a front orthogonal view thereof;
FIG. 3 is a top orthogonal view thereof;
FIG. 4 is a bottom orthogonal view thereof;
FIG. 5 is a left side orthogonal view thereof;
FIG. 6 is a right side orthogonal view thereof; and,
FIG. 7 is a rear orthogonal view thereof.

1 Claim, 3 Drawing Sheets



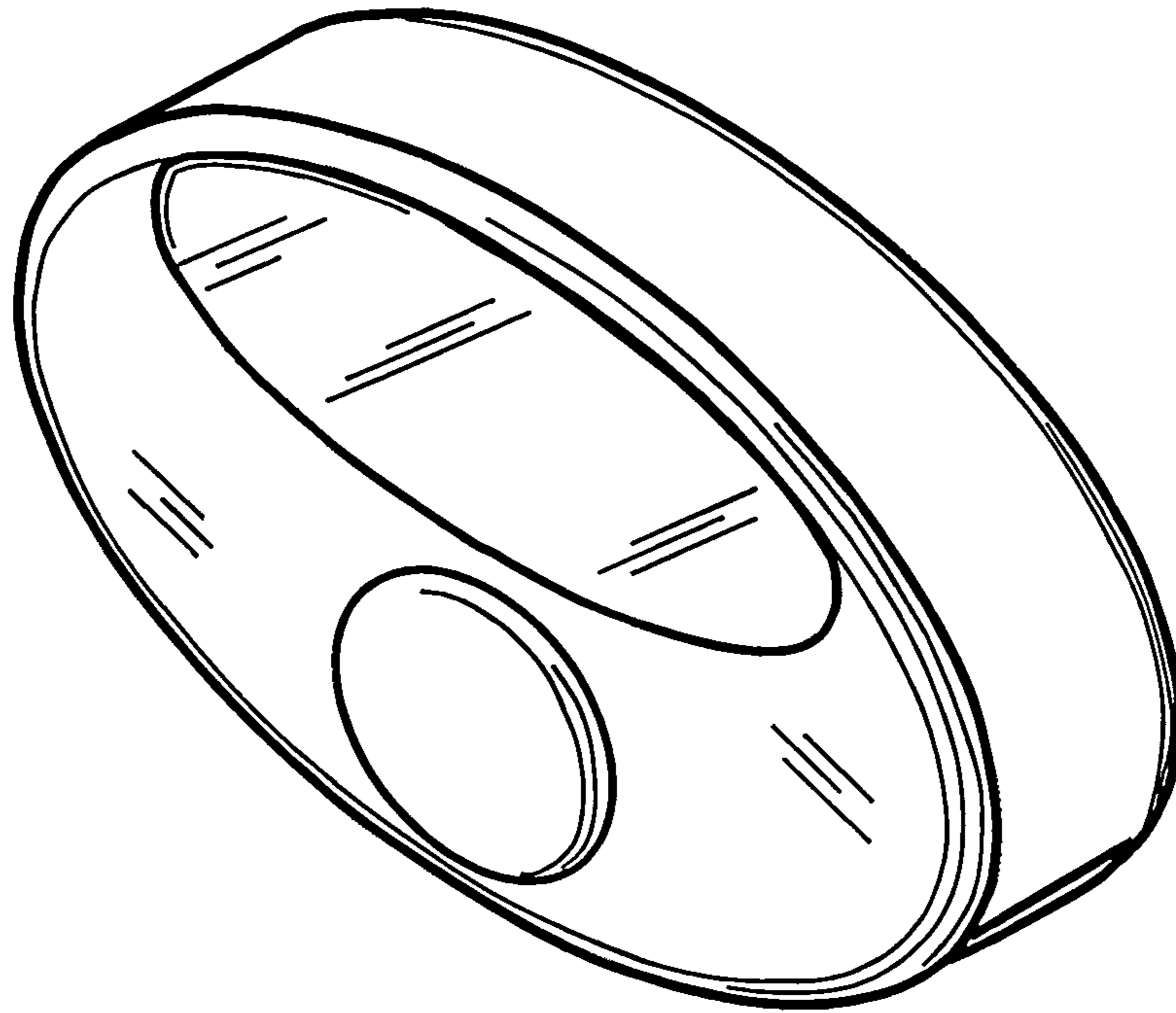


FIG. 1

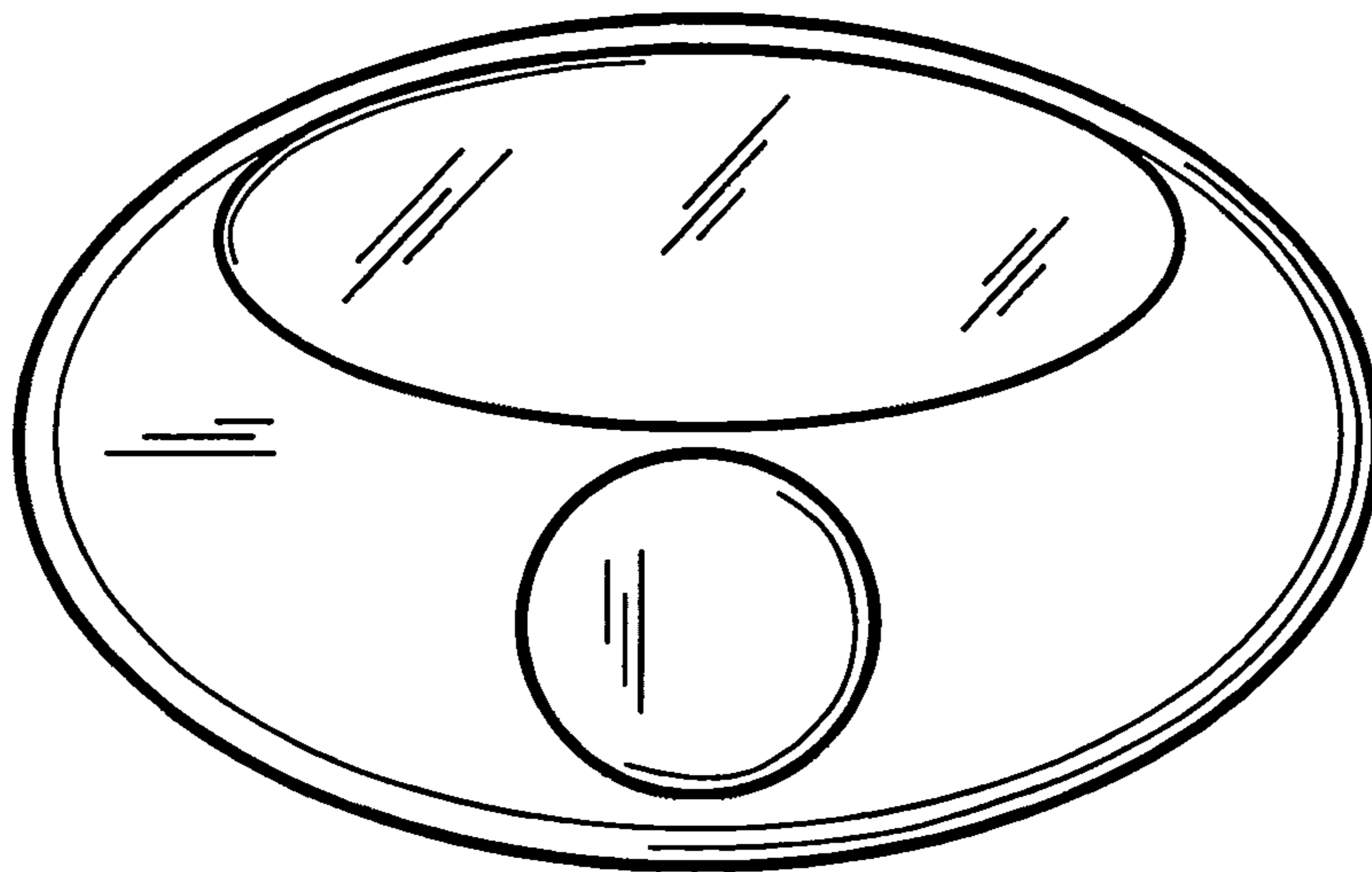


FIG. 2



FIG. 3




FIG. 4



FIG. 5

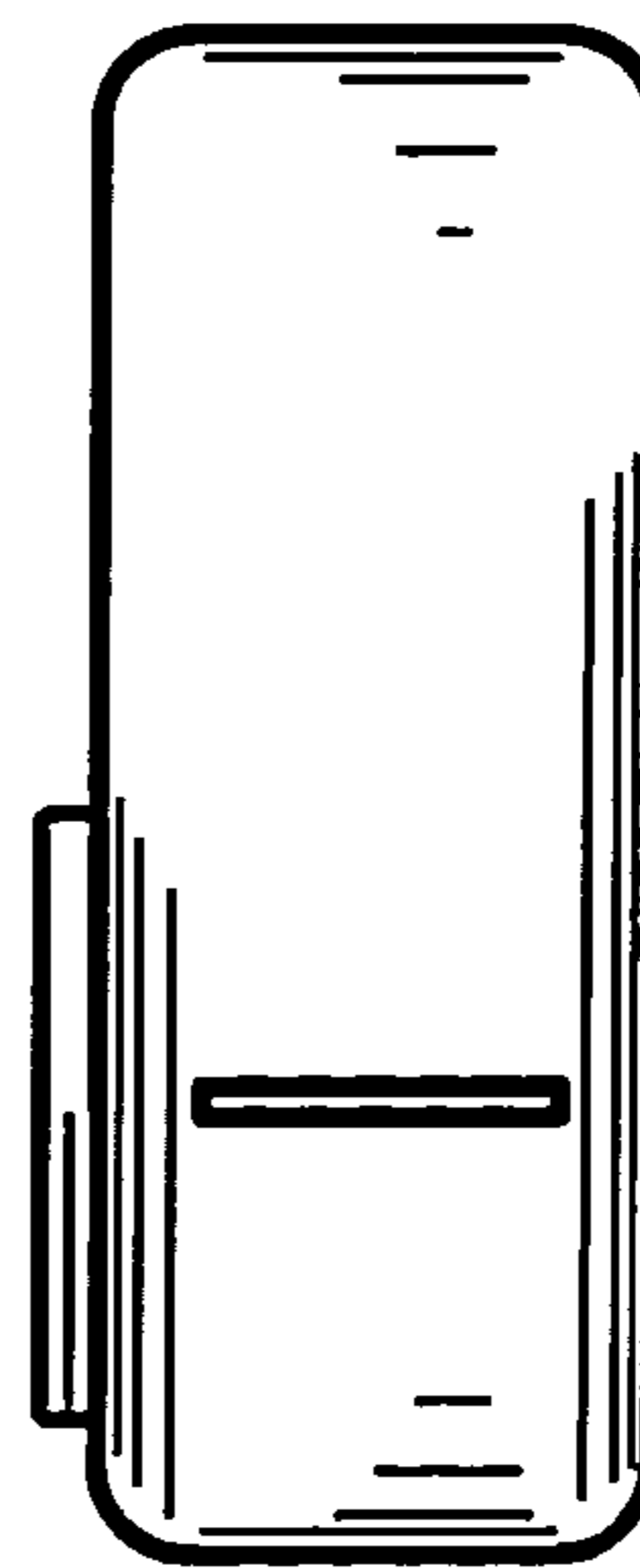


FIG. 6

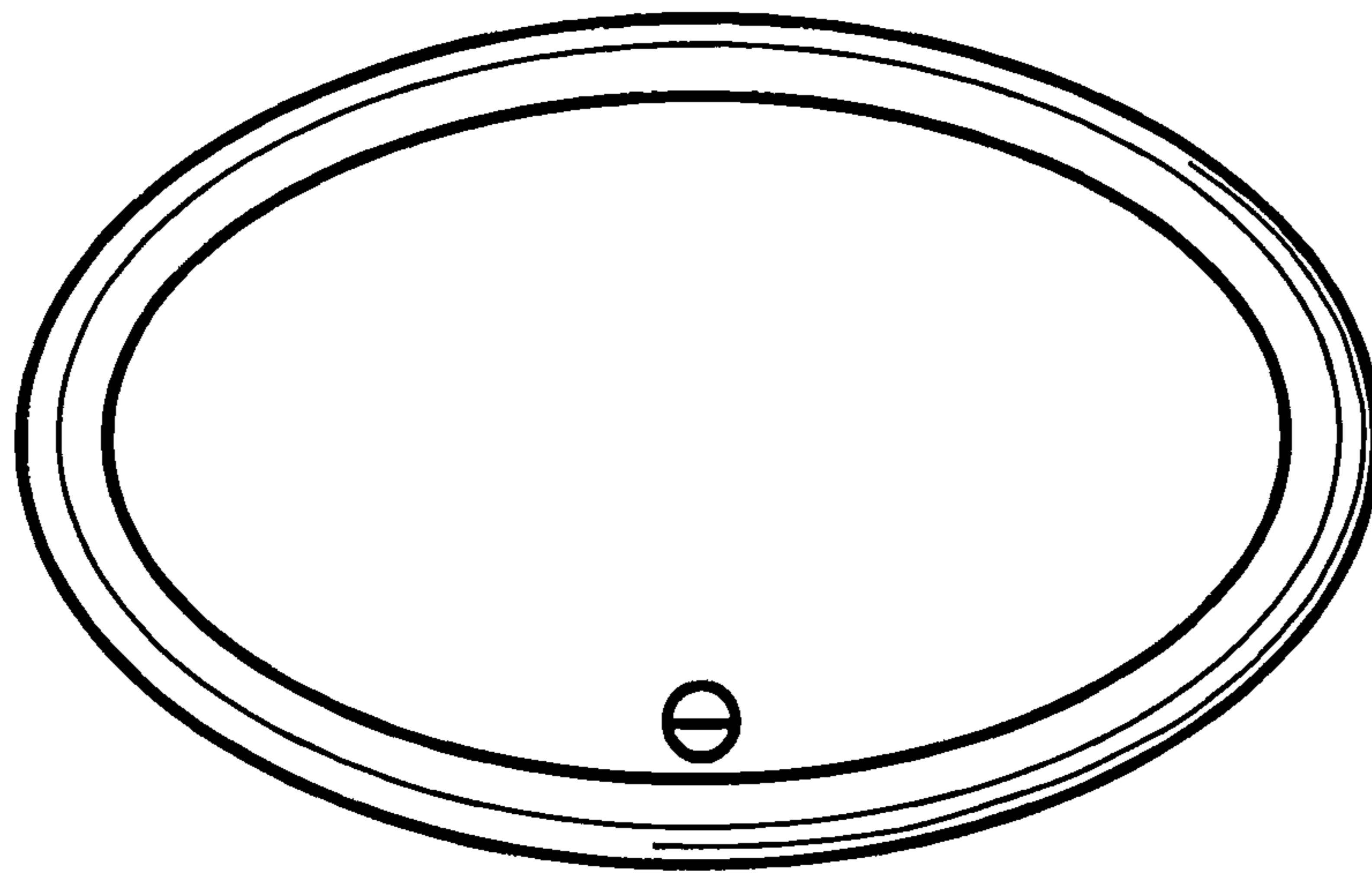


FIG. 7