



US00D700637S

(12) **United States Design Patent**
Maggioni

(10) **Patent No.:** **US D700,637 S**
(45) **Date of Patent:** **** Mar. 4, 2014**

(54) **ICEPACK**

(56)

References Cited

(71) Applicant: **Colombo Smart Plastics S.p.A.**,
Monza-Brianza (IT)

(72) Inventor: **Marco Maggioni**, Monza-Brianza (IT)

(73) Assignee: **Colombo Smart Plastic S.p.A.**,
Monza-Brianza (IT)

(**) Term: **14 Years**

(21) Appl. No.: **29/444,275**

(22) Filed: **Jan. 29, 2013**

(30) **Foreign Application Priority Data**

Nov. 7, 2012 (WO) 701942501

(51) **LOC (10) Cl.** **15-07**

(52) **U.S. Cl.**
USPC **D15/90**

(58) **Field of Classification Search**
USPC D15/89, 90; 62/125; 249/605-608
See application file for complete search history.

U.S. PATENT DOCUMENTS

D322,383 S *	12/1991	Jones	D15/90
D336,595 S *	6/1993	Jones	D15/90
D351,532 S *	10/1994	Wolfenden	D7/605
D473,572 S *	4/2003	Linberg et al.	D15/90
D537,850 S *	3/2007	Moore et al.	D15/90
D537,851 S *	3/2007	Mount	D15/90
D538,309 S *	3/2007	Mount	D15/90

* cited by examiner

Primary Examiner — Mitchell Siegel

(74) *Attorney, Agent, or Firm* — Thomas|Horstemeyer, LLP

(57)


CLAIM

The ornamental design for an icepack, as shown and described.

DESCRIPTION

FIG. 1 is a side perspective view of my new icepack, FIG. 2 is a side elevational view of my new icepack of FIG. 1, the opposite side being a mirror image thereof, FIG. 3 is another side elevational view of my new icepack of FIG. 1, the opposite side being a mirror image thereof, FIG. 4 is a top plan view of my new icepack; and, FIG. 5 is a bottom plan view of my new icepack.

1 Claim, 5 Drawing Sheets






FIG. 1




FIG. 2

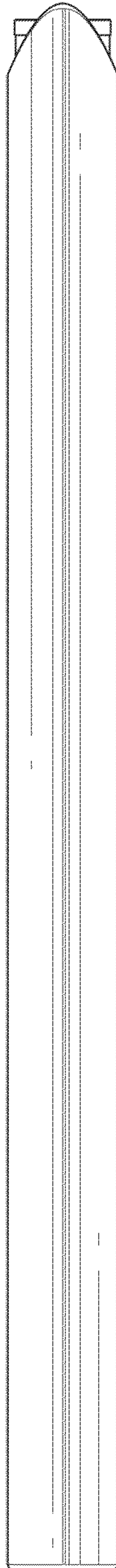


FIG. 3

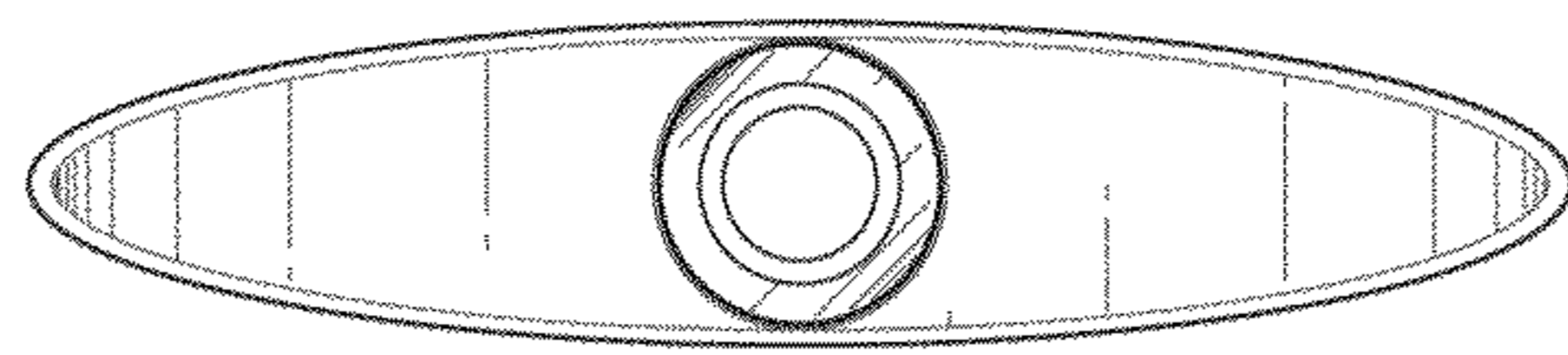


FIG. 4




FIG. 5