



US00D700623S

(12) **United States Design Patent**  
**Van Genechten**

(10) **Patent No.:** **US D700,623 S**  
(45) **Date of Patent:** **\*\* Mar. 4, 2014**

(54) **PUMP**  
(71) Applicant: **WELLS PUMPS, société anonyme,**  
Fleurus (BE)  
(72) Inventor: **Jan Van Genechten,** Meerhout (BE)  
(73) Assignee: **WELLS PUMPS, societe anonyme,**  
Fleurus (BE)

|              |         |                       |       |
|--------------|---------|-----------------------|-------|
| D520,521 S * | 5/2006  | Angeletta .....       | D15/7 |
| D583,389 S * | 12/2008 | Bilger .....          | D15/7 |
| D584,320 S * | 1/2009  | Huang .....           | D15/7 |
| D588,161 S * | 3/2009  | Daniel .....          | D15/7 |
| D589,984 S * | 4/2009  | Roesler .....         | D15/7 |
| D623,200 S * | 9/2010  | Fulkerson et al. .... | D15/7 |
| D634,755 S * | 3/2011  | Sanders et al. ....   | D15/7 |
| D652,059 S * | 1/2012  | Sato et al. ....      | D15/9 |
| D682,317 S * | 5/2013  | Carruth et al. ....   | D15/7 |

\* cited by examiner

(\*\*) Term: **14 Years**

*Primary Examiner* — Ralf Seifert

(21) Appl. No.: **29/437,211**

(74) *Attorney, Agent, or Firm* — Sughrue Mion, PLLC

(22) Filed: **Nov. 14, 2012**

(57) **CLAIM**

(51) **LOC (10) Cl.** ..... **15-02**

The ornamental design for a pump, as shown and described.

(52) **U.S. Cl.**  
USPC ..... **D15/7**

**DESCRIPTION**

(58) **Field of Classification Search**  
USPC ..... D15/7-9; D23/231, 232, 225; 417/60,  
417/235, 265, 321, 355, 358, 363, 359,  
417/410.1, 415-416, 405, 900; 60/408,  
60/412; 184/26-37; 415/140-147;  
123/495, 509; D24/111  
See application file for complete search history.

FIG. 1 is a perspective view of the pump showing my new design;  
FIG. 2 is a front elevational view thereof;  
FIG. 3 is a rear elevational view thereof;  
FIG. 4 is a right side elevational view thereof;  
FIG. 5 is a left side elevational view thereof;  
FIG. 6 is a top plan view thereof; and,  
FIG. 7 is a bottom plan view thereof.

The broken lines in FIGS. 6 and 7 are included for the purpose of illustrating portions of the pump that form no part of the claimed design.

(56) **References Cited**

**U.S. PATENT DOCUMENTS**

|              |        |                   |       |
|--------------|--------|-------------------|-------|
| D461,827 S * | 8/2002 | Koebbe .....      | D15/7 |
| D506,210 S * | 6/2005 | Selic et al. .... | D15/7 |

**1 Claim, 6 Drawing Sheets**

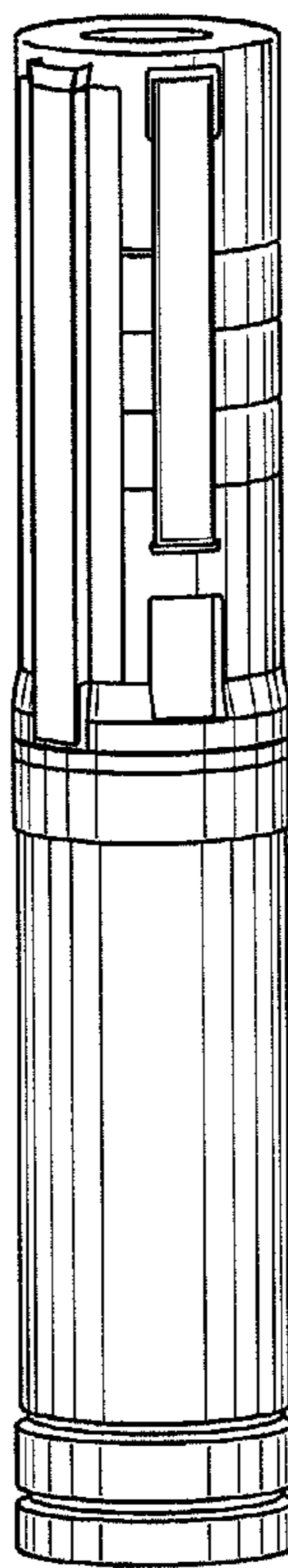


FIG. 1

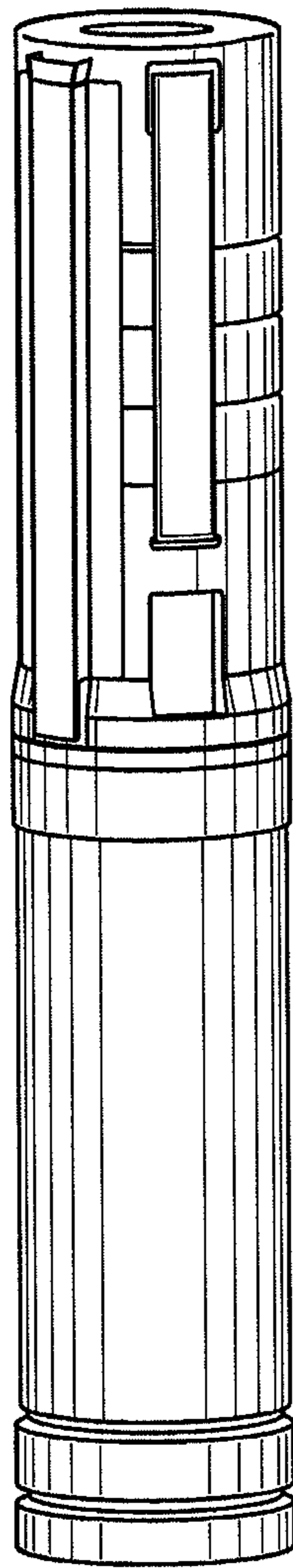


FIG. 2

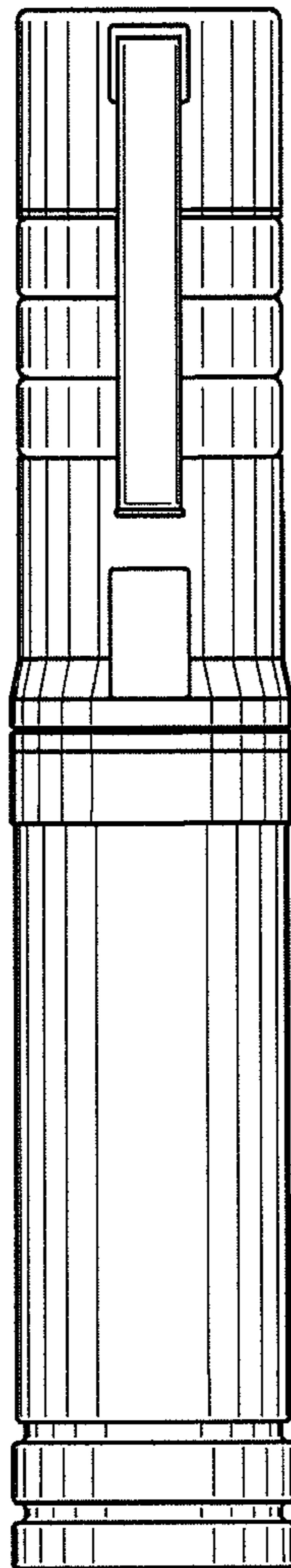


FIG. 3

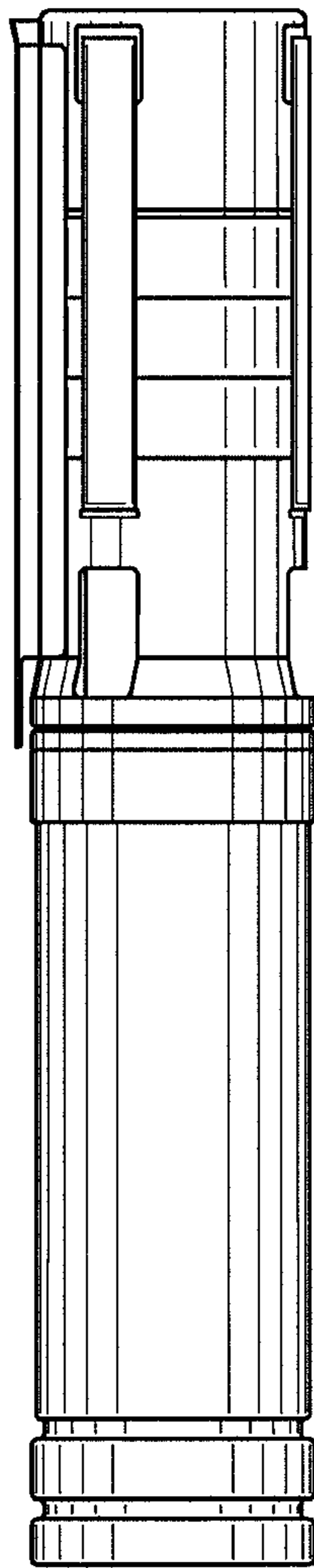


FIG. 4

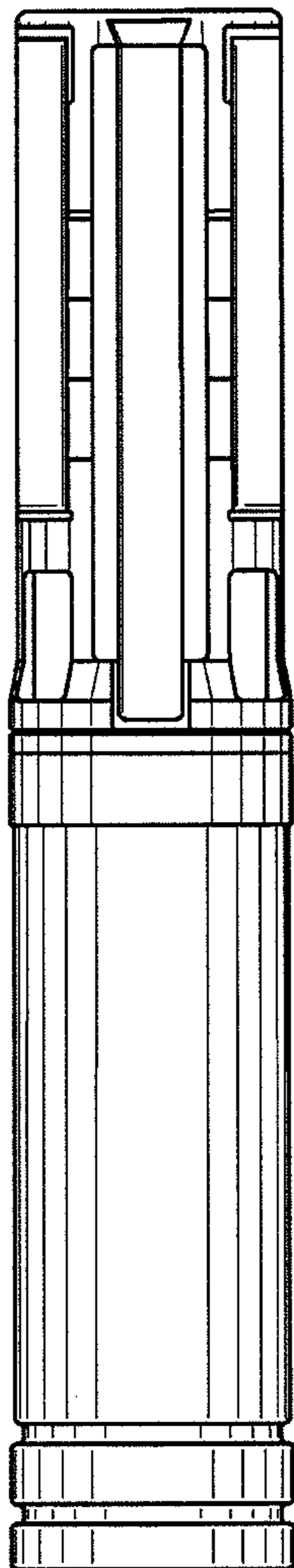


FIG. 5

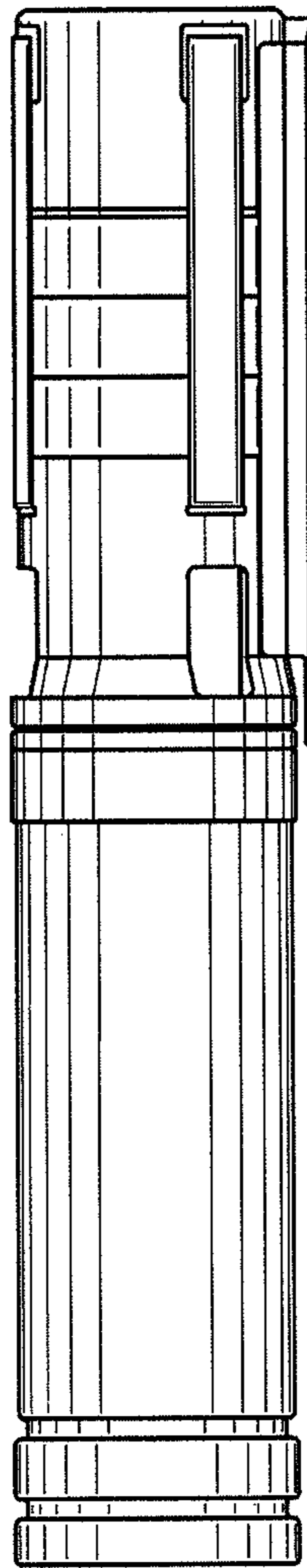


FIG. 6

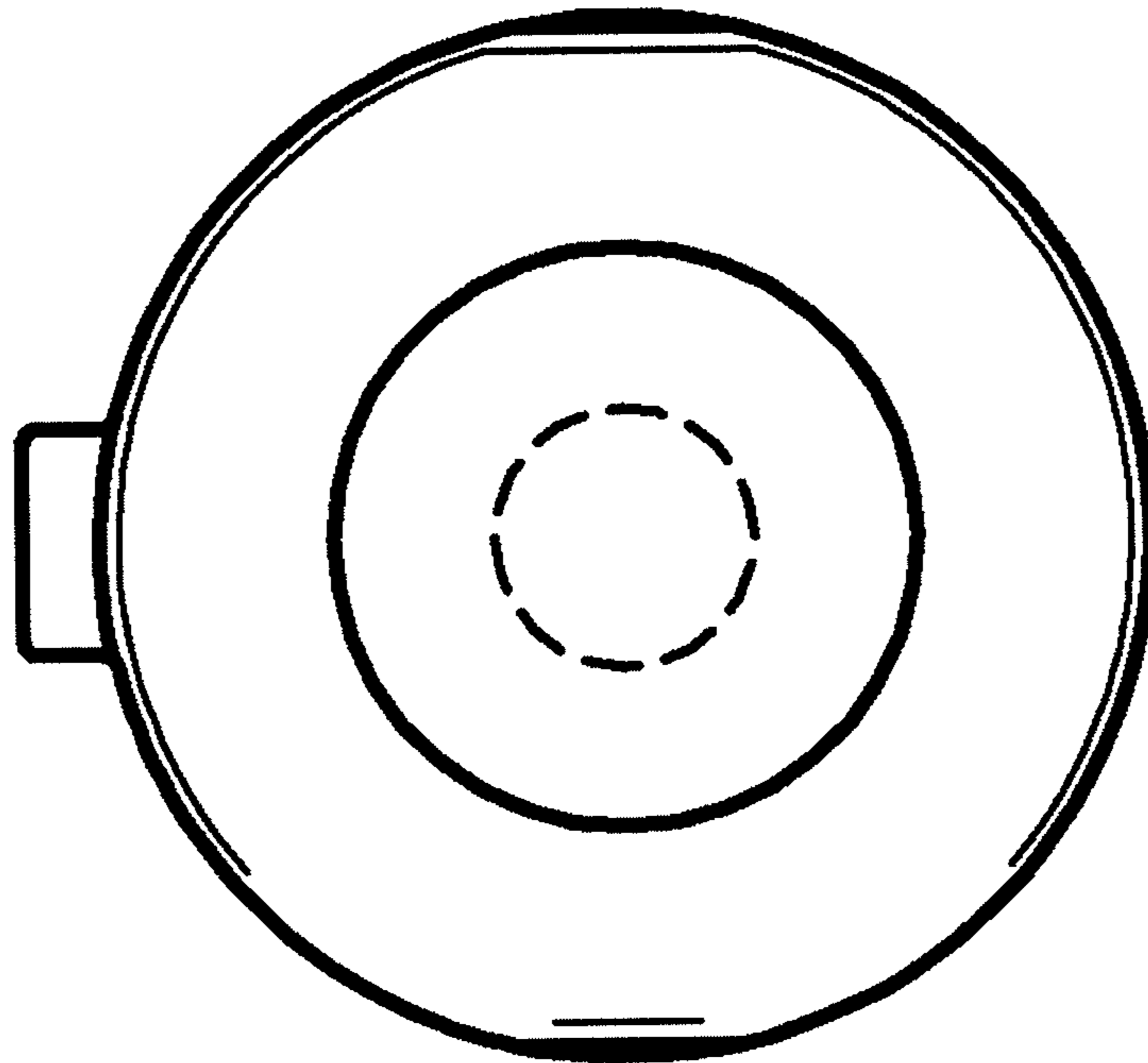


FIG. 7

