



US00D700610S

(12) **United States Design Patent**
Deutsch et al.

(10) **Patent No.:** **US D700,610 S**
(45) **Date of Patent:** **** Mar. 4, 2014**

(54) **PORTABLE DEVICE HOLDER WITH A HAND COMPARTMENT**

(76) Inventors: **Michael Sean Deutsch**, Oyster Bay, NY (US); **Andrew Hurewitz**, Englewood, NJ (US)

(**) Term: **14 Years**

(21) Appl. No.: **29/410,290**

(22) Filed: **Jan. 6, 2012**

(51) **LOC (10) Cl.** **14-02**

(52) **U.S. Cl.**
USPC **D14/440**

(58) **Field of Classification Search**
USPC D14/447, 440, 439, 250, 251, 252, 432;
361/679.56; 220/4.02
See application file for complete search history.

(56) **References Cited**

U.S. PATENT DOCUMENTS

D321,186	S	*	10/1991	Blinn et al.	D14/143
5,950,299	A	*	9/1999	Perez-Alderete	29/462
D426,379	S		6/2000	Levy et al.		
D438,865	S	*	3/2001	Smith	D14/432
D444,677	S	*	7/2001	Flye	D7/554.2
D469,438	S	*	1/2003	Corrales	D14/432
D470,840	S		2/2003	Skjoth		
D486,645	S	*	2/2004	Smith	D3/306
D563,093	S		3/2008	Nussberger		
7,469,809	B2		12/2008	Rodarte et al.		
7,542,052	B2	*	6/2009	Solomon et al.	345/659
D609,226	S	*	2/2010	Hofer et al.	D14/248
D633,504	S	*	3/2011	Alexander, Jr.	D14/447
D638,254	S	*	5/2011	Barber	D7/354
D642,579	S		8/2011	Deutsch et al.		
8,016,107	B2	*	9/2011	Emsky	206/320
D646,266	S	*	10/2011	Kim et al.	D14/250

D654,069	S	*	2/2012	Kwon et al.	D14/250
8,132,670	B1	*	3/2012	Chen	206/320
D659,139	S	*	5/2012	Gengler	D14/392
D662,503	S	*	6/2012	Akana et al.	D14/439
D665,809	S	*	8/2012	Wang et al.	D14/439
D665,810	S	*	8/2012	Jones et al.	D14/440
8,245,843	B1	*	8/2012	Wu	206/320
D677,658	S	*	3/2013	Akana et al.	D14/341
D678,288	S	*	3/2013	Feldstein et al.	D14/439
2007/0215512	A1	*	9/2007	Bellissimo	206/557
2010/0289390	A1	*	11/2010	Kenney	312/223.1

* cited by examiner

Primary Examiner — Cynthia Underwood

(57) **CLAIM**

The ornamental design for a portable device holder with a hand compartment, as shown and described.

DESCRIPTION

FIG. 1 is a rear view of the portable device holder with a hand compartment;

FIG. 2 is a rear isometric view thereof;

FIG. 3 is a rear isometric view thereof showing a hand inserted in the hand compartment of the portable device holder with a hand compartment;

FIG. 4 is side view thereof;

FIG. 5 is the opposite side view thereof;

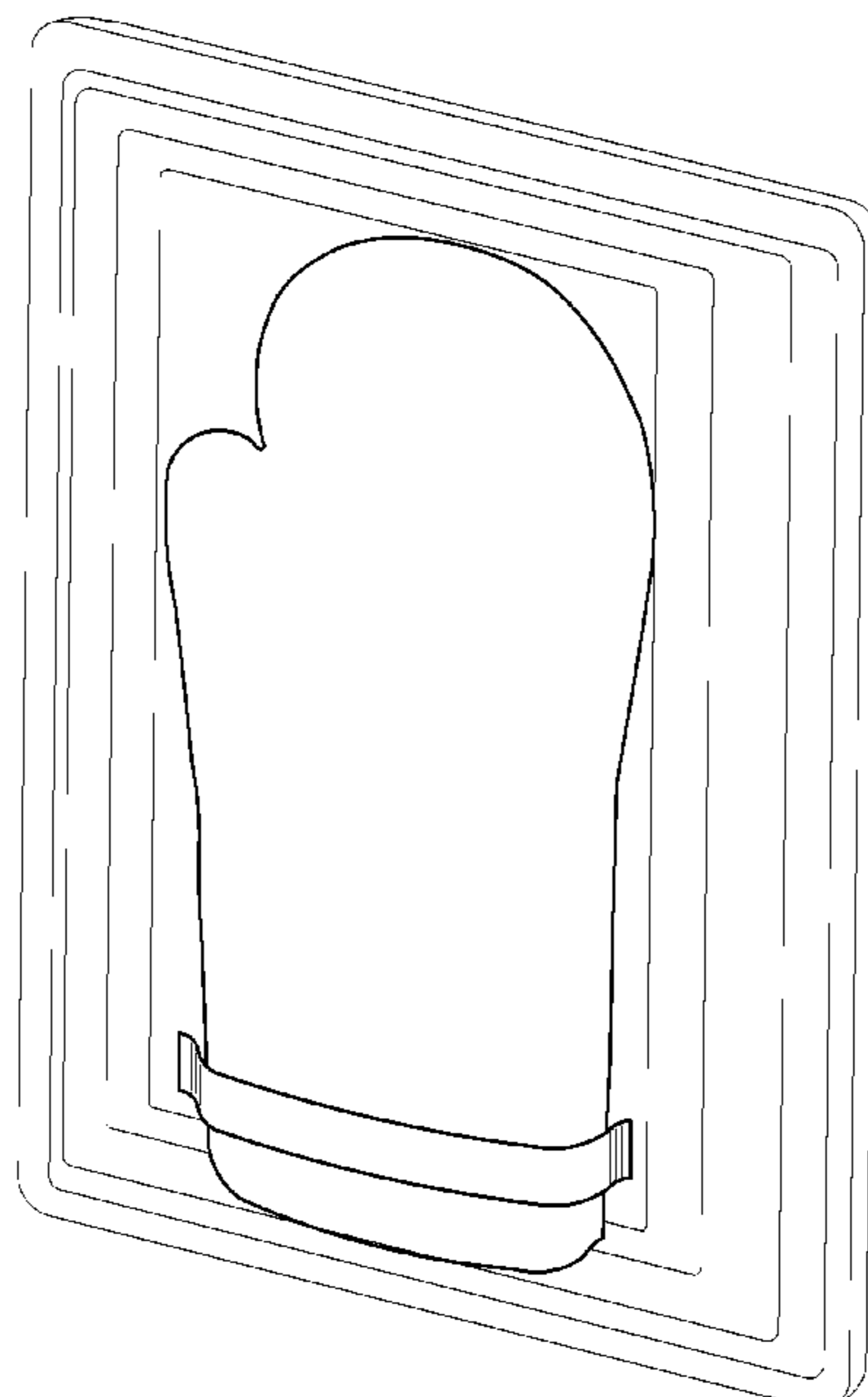
FIG. 6 is a top view thereof;

FIG. 7 is a bottom view thereof; and,

FIG. 8 is a front isometric view of the portable device holder with a hand compartment wherein an environmental broken line depiction of an electronic device is shown accommodated in the holder.

The broken lines represent environment and form no part of the claim. The boundary lines on FIG. 8 represent the boundary of the claim.

1 Claim, 7 Drawing Sheets



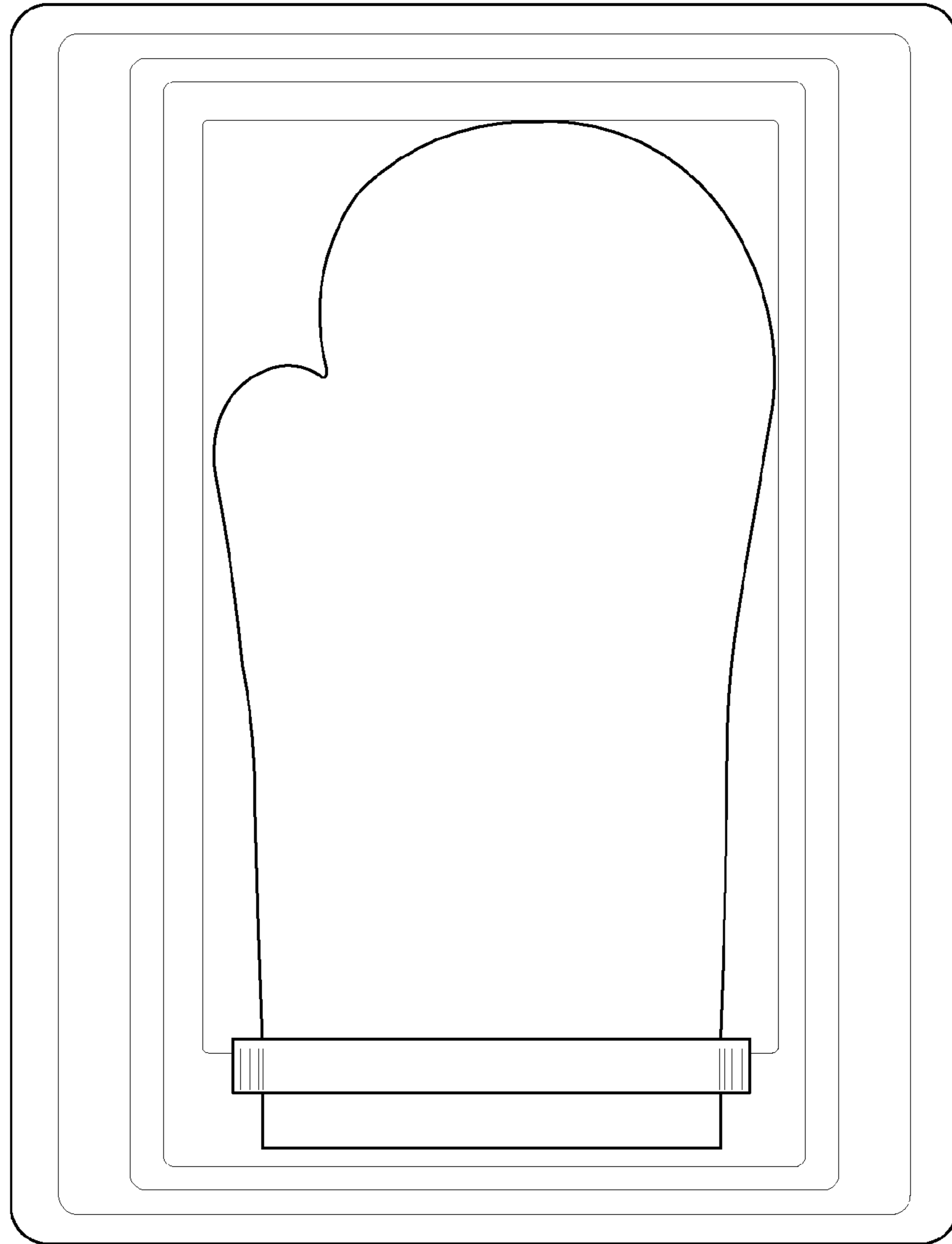


FIG. 1

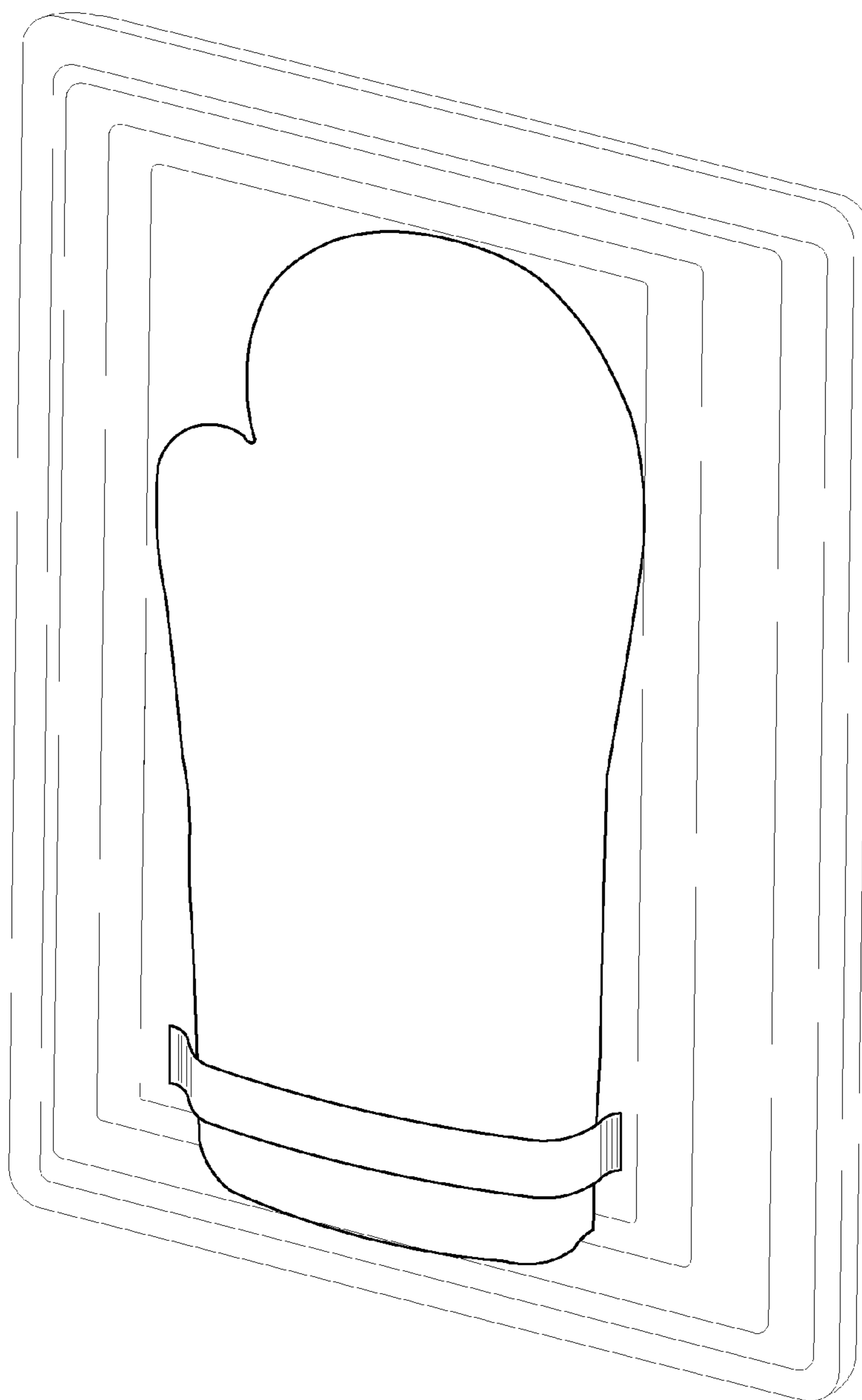


FIG. 2

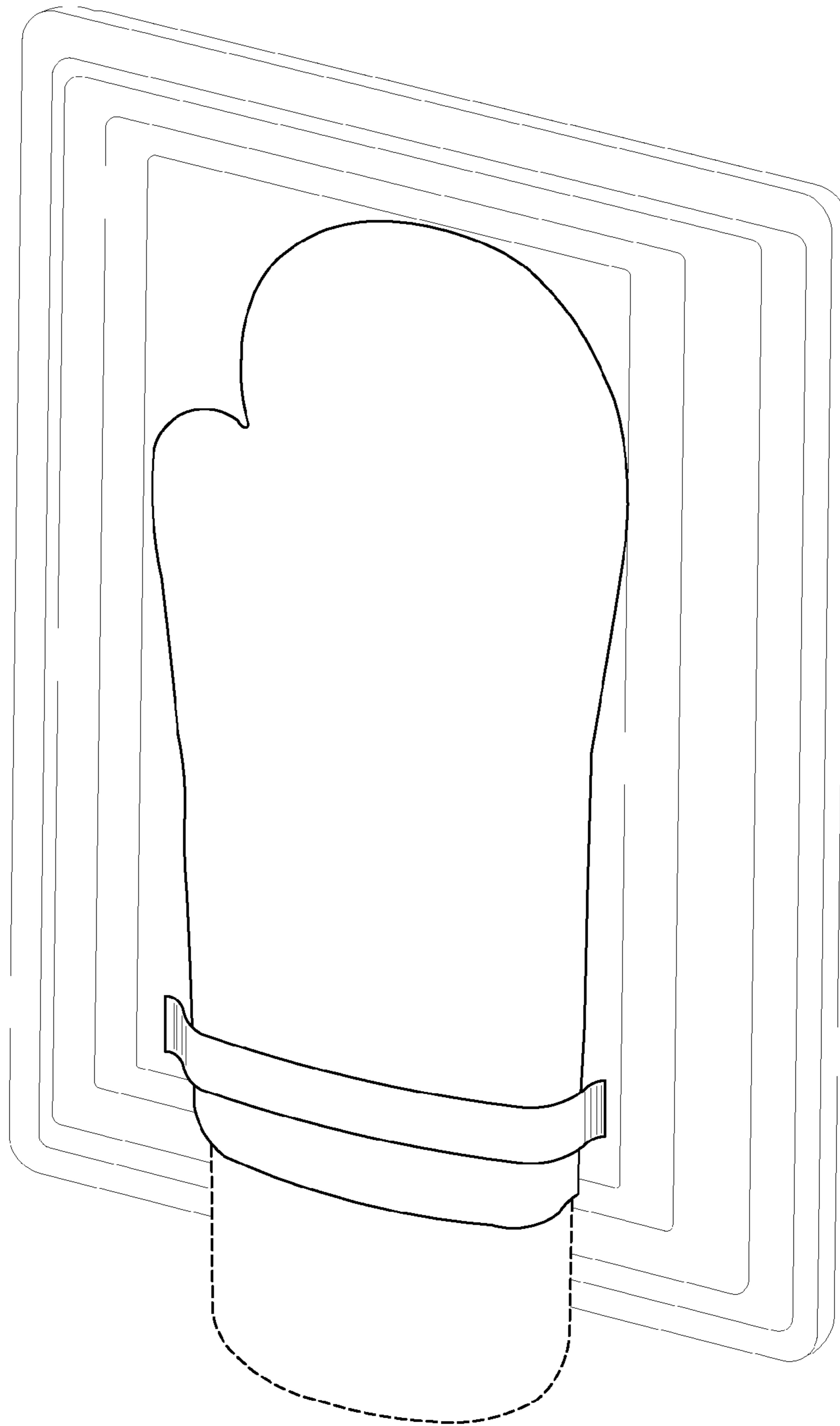


FIG. 3




FIG. 4




FIG. 5




FIG. 6




FIG. 7

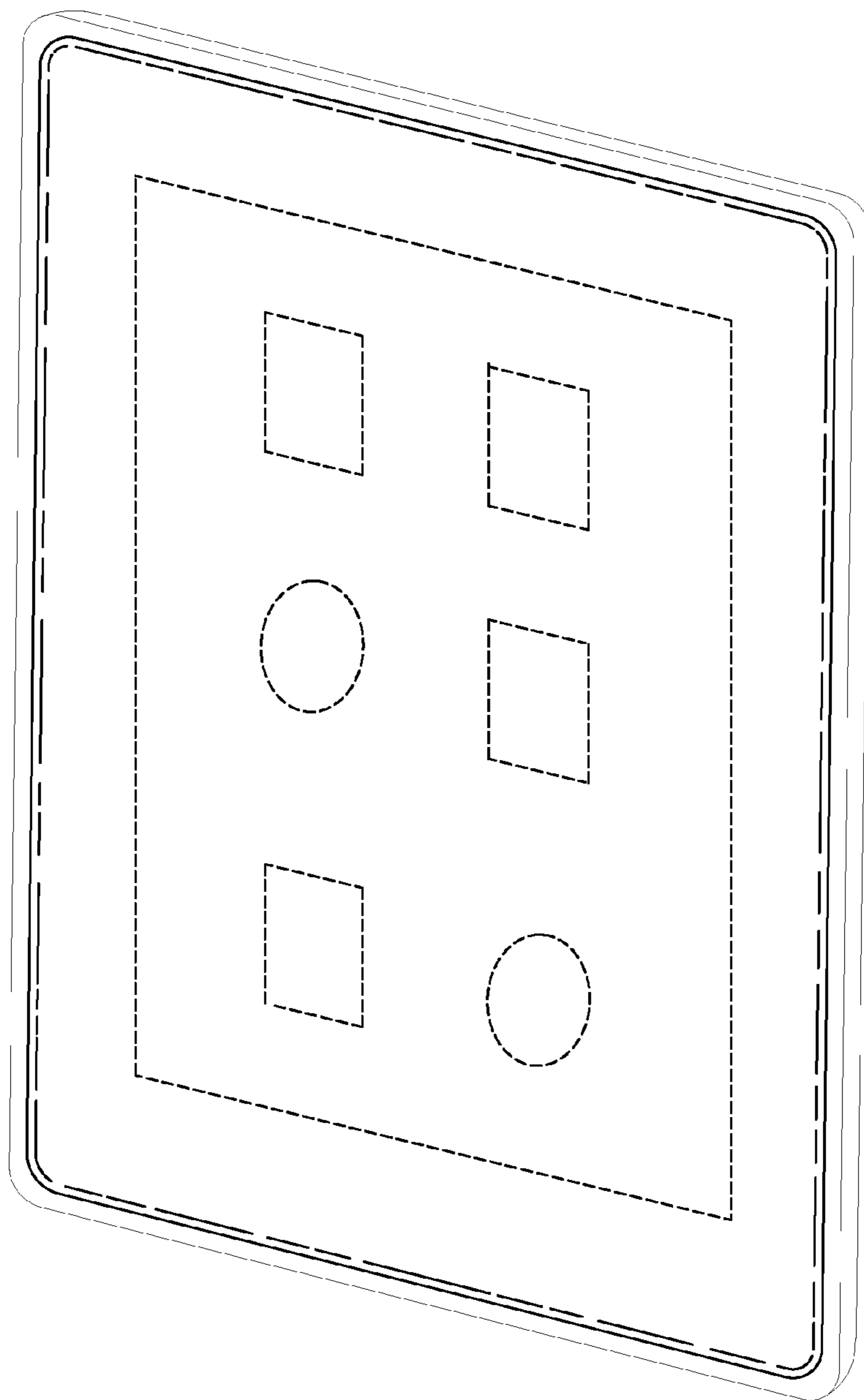


FIG. 8