



US00D700604S

(12) **United States Design Patent**
Huang

(10) **Patent No.:** **US D700,604 S**
(45) **Date of Patent:** **** Mar. 4, 2014**

(54) **PORTABLE ELECTRONIC DEVICE**
(75) Inventor: **Hung-Yi Huang**, Taoyuan County (TW)
(73) Assignee: **HTC Corporation**, Taoyuan County (TW)
(**) Term: **14 Years**
(21) Appl. No.: **29/406,949**

D639,805 S * 6/2011 Song et al. D14/341
D643,829 S * 8/2011 Castano D14/138 AA
7,989,085 B2 * 8/2011 Li et al. 428/614
D645,441 S 9/2011 Choe et al.
D648,310 S * 11/2011 Choi et al. D14/138 AA
D649,132 S * 11/2011 Park et al. D14/138 G
D652,013 S * 1/2012 Kim D14/138 AA
D654,894 S * 2/2012 Kim D14/138 G
D655,288 S * 3/2012 de Jong et al. D14/341
D667,825 S * 9/2012 Jung D14/341
D671,087 S * 11/2012 Chiang et al. D14/138 G

(Continued)

(22) Filed: **Nov. 21, 2011**
(51) **LOC (10) Cl.** **14-02**
(52) **U.S. Cl.**
USPC **D14/341**
(58) **Field of Classification Search**
USPC D14/341-347, 138 C, 137, 138, 138.1,
D14/138 AA, 138 R, 138 G, 496, 203.1,
D14/203.3, 203.4, 203.5, 203.7, 432, 129,
D14/130, 439, 448, 147, 218, 248, 389, 388,
D14/315-318; D21/324, 331; D19/59-60;
D10/65, 104; D18/6, 7; 455/556.1,
455/575.1, 575.3, 575.4; 345/169,
345/156-157, 168, 173; 341/22, 23;
361/679.27

See application file for complete search history.

(56) **References Cited**

U.S. PATENT DOCUMENTS

D358,394 S * 5/1995 Dyas D14/214
D589,951 S * 4/2009 Turner D14/248
D592,201 S * 5/2009 Shi D14/248
D602,014 S * 10/2009 Andre et al. D14/341
D602,015 S * 10/2009 Andre et al. D14/341
D602,486 S * 10/2009 Andre et al. D14/341
D605,153 S * 12/2009 Chung et al. D14/138 AA
D615,950 S * 5/2010 Cha et al. D14/138 AD
D622,691 S * 8/2010 Kim et al. D14/138 G
D626,946 S * 11/2010 Lee et al. D14/223
D633,090 S * 2/2011 Andre et al. D14/341
D633,091 S * 2/2011 Andre et al. D14/341
D638,815 S * 5/2011 Lee et al. D14/138 G

FOREIGN PATENT DOCUMENTS

JP D1412780 5/2011
JP D1431125 1/2012
TW D140985 6/2011

Primary Examiner — Barbara Fox

(74) *Attorney, Agent, or Firm* — Birch, Stewart, Kolasch & Birch, LLP

(57) **CLAIM**

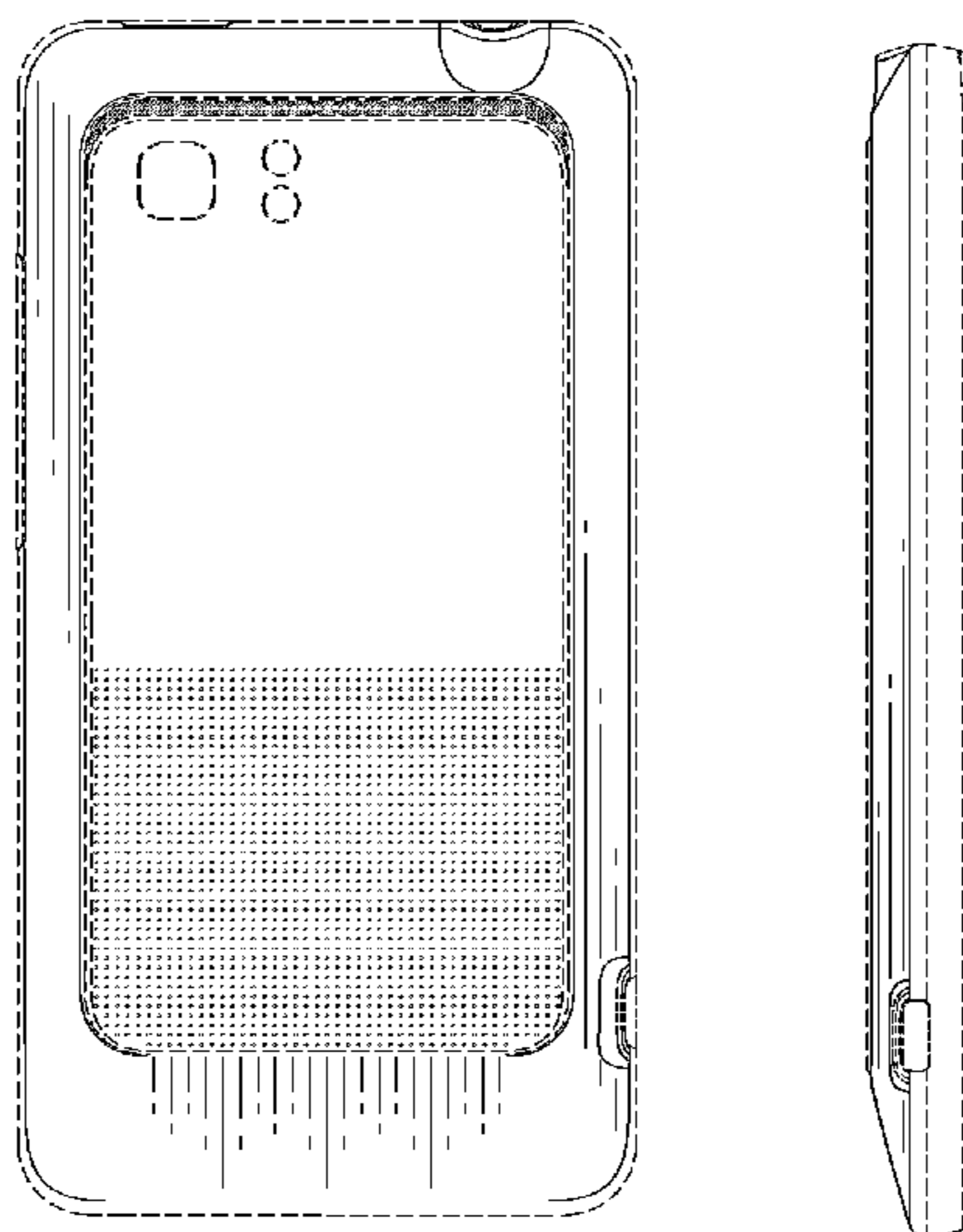
The ornamental design for portable electronic device, as shown and described.

DESCRIPTION

FIG. 1 is a front perspective view of a portable electronic device showing the new design;
FIG. 2 is a front view thereof;
FIG. 3 is a rear view thereof;
FIG. 4 is a left side view thereof;
FIG. 5 is a right side view thereof;
FIG. 6 is a top plan view thereof;
FIG. 7 is a bottom plan view thereof; and,
FIG. 8 is a rear perspective view thereof.

The broken lines shown in the drawings represent portions of the portable electronic device which form no part of the claimed design. The shade lines in the figures show contour and not surface ornamentation. The pattern of circular features shown on FIGS. 3 and 8 is not claimed.

1 Claim, 6 Drawing Sheets



(56)

References Cited

U.S. PATENT DOCUMENTS

D671,088 S * 11/2012 Chiang et al. D14/138 G
D673,148 S * 12/2012 Akana et al. D14/341
D673,948 S * 1/2013 Andre et al. D14/341
D674,369 S * 1/2013 JaeWoong D14/138 G

D677,232 S * 3/2013 Park D14/138 G
D678,329 S * 3/2013 Lee et al. D14/496
D678,330 S * 3/2013 Lee et al. D14/496
D678,332 S * 3/2013 Lee et al. D14/496
D679,264 S * 4/2013 Huang D14/149

* cited by examiner

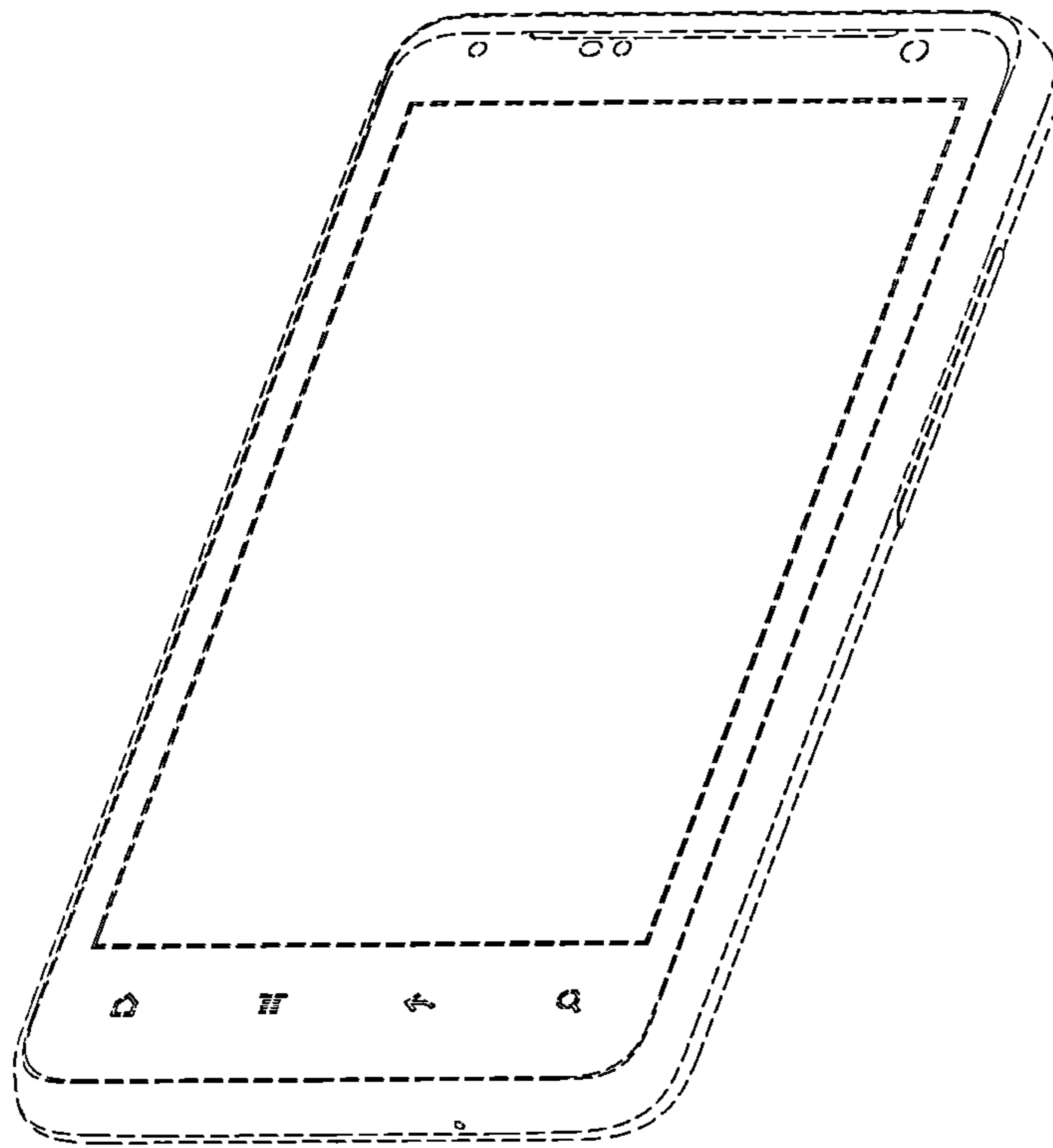


FIG. 1




FIG. 2




FIG. 3



FIG. 4




FIG. 5

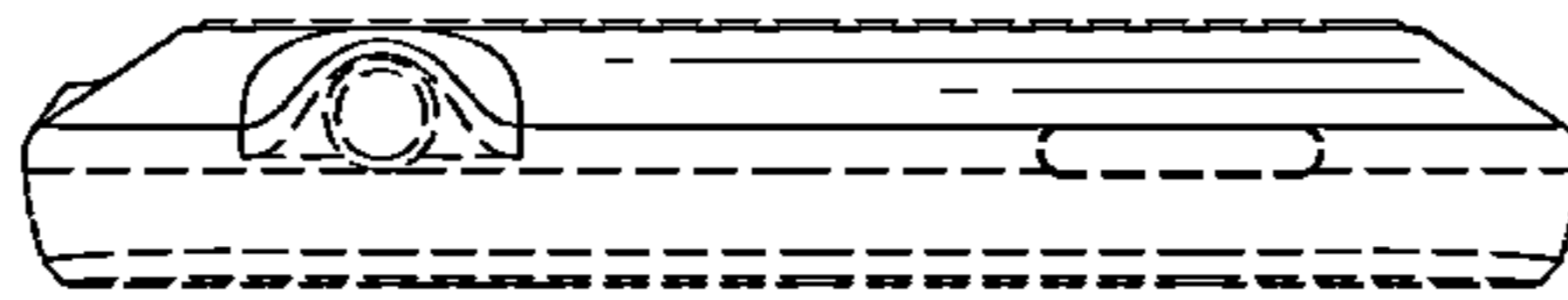


FIG. 6




FIG. 7

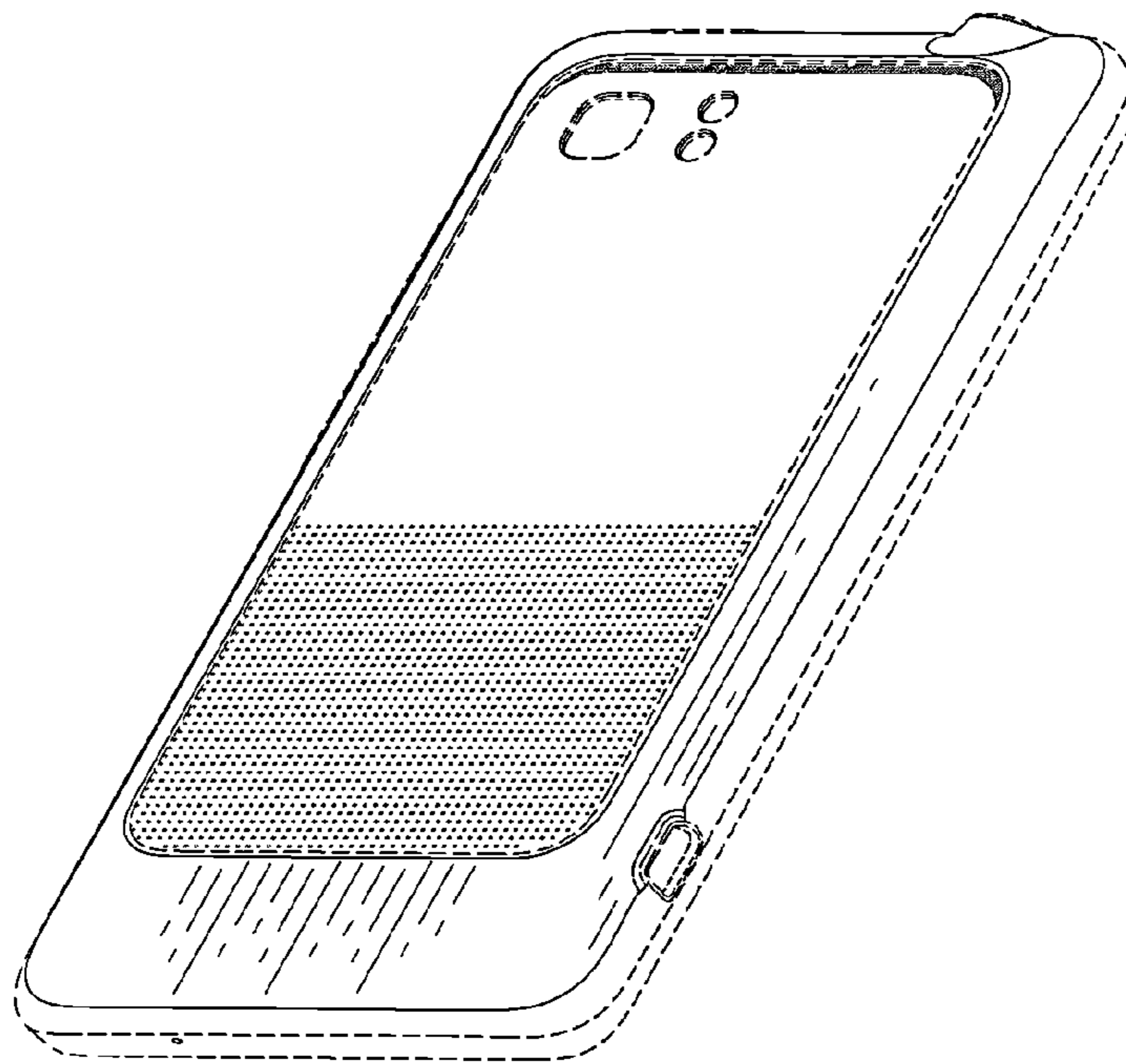


FIG. 8